



AIRTECHNIC

www.airtechnic.gr

Air-Conditioning & Ventilation Components & Systems

● FAN SECTION C3DA / C1DA

WITH 3 SPEED / 1 SPEED BDA FANS

περισσότερα
learn more



 www.airtechnic.gr

 www.facebook.com/Airtechnic.gr

 www.instagram.com/airtechnic.chatzoudis

V. 4

FAN SECTION C3DA / C1DA

WITH 3 SPEED / 1 SPEED BDA FANS



GENERAL CHARACTERISTICS

- Galvanized sheet metal frame.
- Forward curved impeller made of galvanized sheet metal. Anticorrosive finish.
- Less consumption and quiet operation.
- Perfect balancing and better performance level.
- Closed type motor, with **IP54** bearings. Insulation class F, suitable for operation at temperatures from -20 °C to +60 °C.
- Operating voltage : 230V.
- **The bases and the anti-vibrators are included in the price of the fan.**

SPECIAL CHARACTERISTICS

FAN SECTION - SERIES B

- Plastic corner connectors & **Frelen** insulation.

FAN SECTION - SERIES A

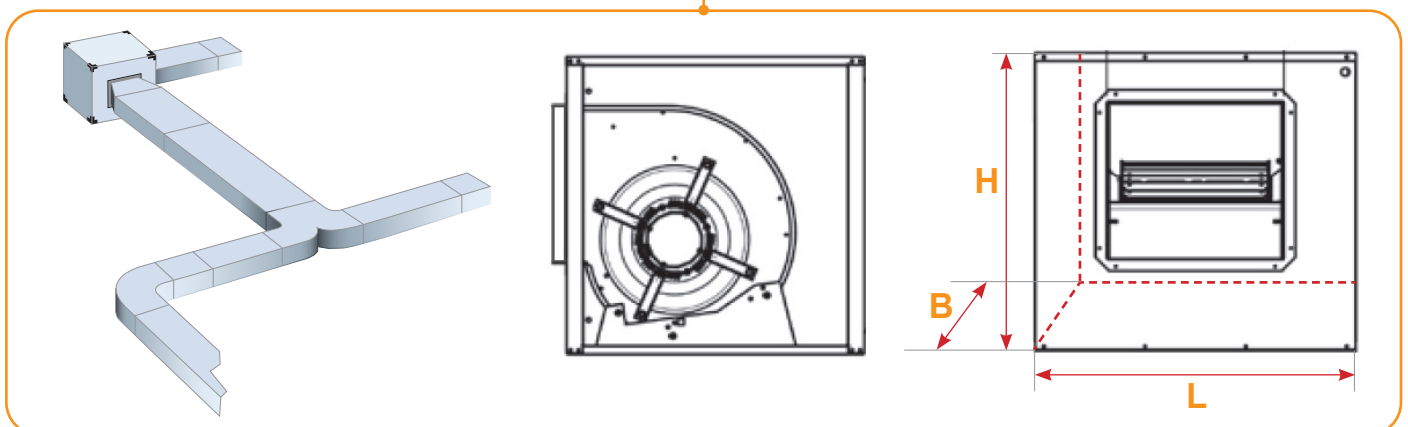
- Elastic joint & anti-vibrators.
- Handle & locks on the access door.
- Cable gland.
- Corner connectors & reinforced profile, **Frelen** insulation.

FAN SECTION - SILENCE SERIES

- Like the A series with 2 cm thick fiberglass insulation.
- Suitable for homes, offices and where low noise levels are needed.

ACCESSORIES

- Air filter (pre-filter, activated carbon filter).
- Electrostatic painting.
- Electrical resistances.
- Sound trap.
- Thermostat, humidistat or air quality sensor.
- Connection spigots on the box.
- Aluminium inlet grille.
- Rain cap.
- Cone with grid.



C3DA - 3^ω TAXYTHTΩN

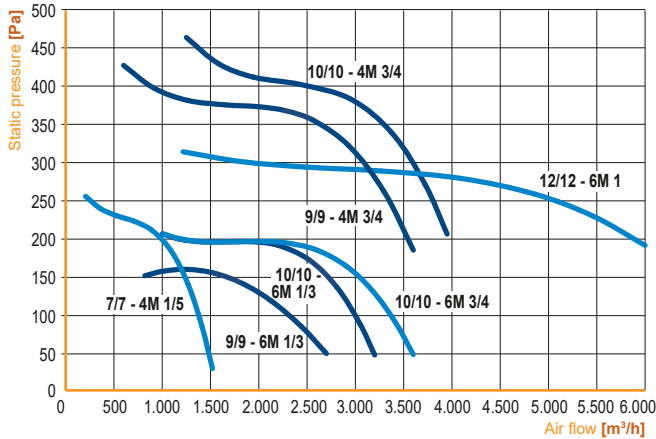
- Single phase motors : 230V / 50 Hz.
- Speed adjustment with 3 speed controller.



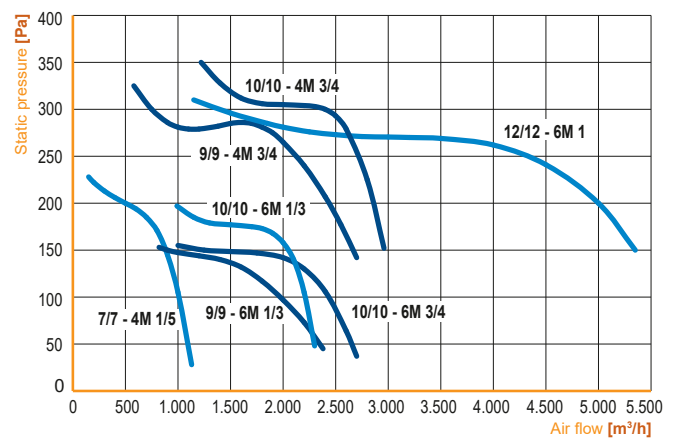
3 SPEED CONTROLLERS



HIGH SPEED DIAGRAM



MEDIUM SPEED DIAGRAM

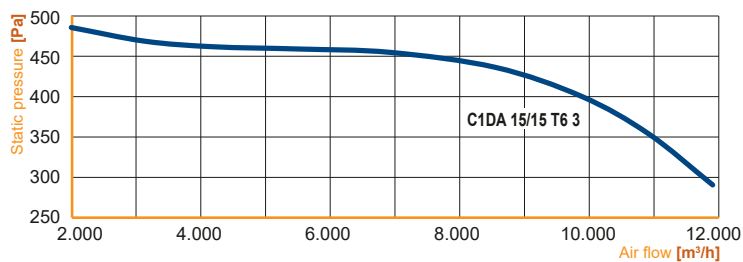
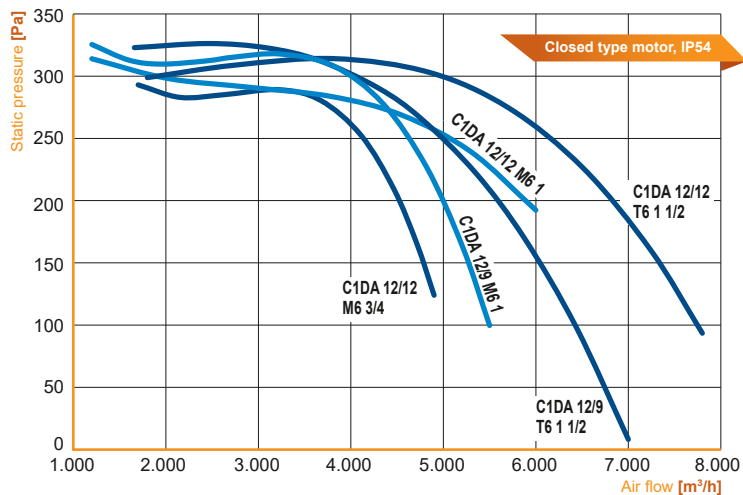
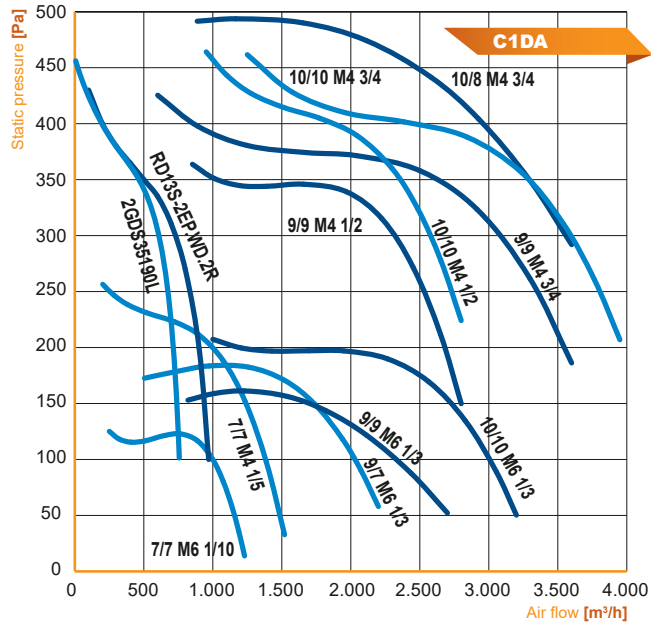



TECHNICAL CHARACTERISTICS

MODEL	SPEED	AIR FLOW (m³/h) (Total Pressure) Pa							ELECTRICAL DATA				OUTER DIMENSIONS cm		
		50	100	150	200	250	300	350	POWER			R.P.M.	H	B	L
									W	HP	A				
7 / 7 M4	1	1.490	1.380	1.240	1.000	250	-	-	150	1/5	1,40	1.320	40	x 50	x 50
	2	1.100	1.010	890	500	-	-	-							
	3	940	850	720	180	-	-	-							
9 / 9 M6	1	2.700	2.320	1.680	-	-	-	-	250	1/3	2,20	830	55	x 55	x 55
	2	2.350	1.980	910	-	-	-	-							
	3	2.150	1.780	-	-	-	-	-							
9 / 9 M4	1	-	-	-	3.550	3.350	3.090	2.620	550	3/4	4,50	1.310	55	x 55	x 55
	2	-	-	2.680	2.440	2.130	750	-							
	3	-	2.300	1.990	690	-	-	-							
10 / 10 M6	1	3.200	3.000	2.730	2.000	-	-	-	250	1/3	2,20	830	60	x 60	x 60
	2	2.300	2.210	2.060	-	-	-	-							
	3	2.150	2.070	1.850	-	-	-	-							
10 / 10 M6	1	3.600	3.370	3.050	2.240	-	-	-	550	3/4	4,40	900	60	x 60	x 60
	2	2.660	2.430	1.280	-	-	-	-							
	3	2.440	1.100	-	-	-	-	-							
10 / 10 M4	1	-	-	-	3.940	3.800	3.590	3.280	550	3/4	4,50	1.310	60	x 60	x 60
	2	-	-	2.970	2.860	2.720	2.400	1.230							
	3	-	2.590	2.440	1.610	-	-	-							
12 / 12 M6	1	-	-	-	5.900	5.050	1.900	-	750	1	6,00	850	70	x 70	x 70
	2	-	-	5.350	5.000	4.330	-	-							
	3	-	-	4.710	4.390	3.740	1.250	-							

C1DA - 1 ΤΑΧΥΤΗΤΑΣ

- Single phase 230V/50Hz and 3 phase motors 230 - 400V / 50 Hz - **1 speed**.
- Control with **rheostat** in single phase and **inverter** in three phase models.



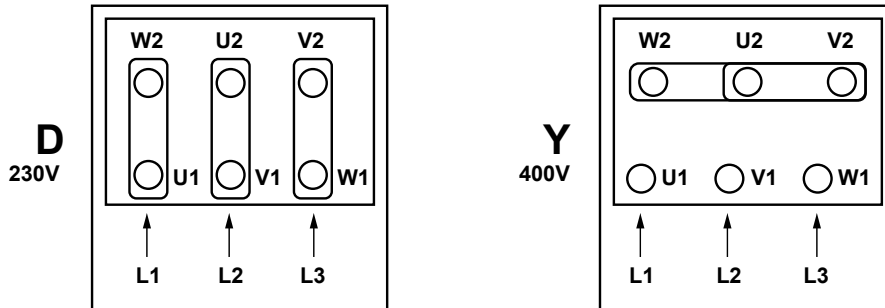
ΤΕΧΝΙΚΑ ΧΑΡΑΚΤΗΡΙΣΤΙΚΑ

MODEL	AIR FLOW m³/h (Total Pressure) Pa							ELECTRICAL DATA				OUTER DIMENSIONS cm			
	50	100	150	200	250	300	350	POWER			R.P.M.	H	B	L	
								W	HP	A					
2GDS35190L	-	750	730	710	670	610	490	213	-	1,00	1.905	30 x 36 x 30	B	L	
RD13S - 2EP	-	970	950	900	810	720	410	290	-	1,25	1.890				
7 / 7 - M6	1.160	1.000	-	-	-	-	-	80	1/10	0,85	820	40 x 50 x 50	B	L	
7 / 7 - M4	1.490	1.380	1.240	1.000	250	-	-	150	1/5	1,15	1.230				
9 / 7 - M6	2.190	2.030	1.730	-	-	-	-	250	1/3	1,60	830	55 x 55 x 55	B	L	
9 / 7 - M4	2.700	2.320	1.680	-	-	-	-	250	1/3	1,60	830				
9 / 9 - M4	-	-	2.800	2.680	2.530	2.320	1.030	370	1/2	2,30	1.320	60 x 60 x 60	B	L	
9 / 9 - M6	-	-	-	3.550	3.350	3.090	2.620	550	3/4	3,65	1.310				
10 / 8 - M4	-	-	-	-	-	3.560	3.290	550	3/4	3,65	1.310	60 x 60 x 60	B	L	
10 / 8 - M6	3.200	3.000	2.730	2.000	-	-	-	250	1/3	1,60	830				
10 / 10 - M4	-	-	-	-	2.750	2.600	2.400	370	1/2	2,30	1.320	70 x 70 x 70	B	L	
10 / 10 - M6	-	-	-	3.940	3.800	3.590	3.280	550	3/4	3,65	1.310				
12 / 9 - M6	-	5.500	5.270	5.000	4.630	4.020	-	750	1,0	5,37	850	70 x 70 x 70	B	L	
12 / 9 - T6	6.750	6.420	6.040	5.580	5.000	4.050	-	1.100	1,5	3,80	850				
12 / 12 - M6	-	-	4.790	4.520	4.130	3.100	-	550	3/4	3,30	850	90 x 90 x 90	B	L	
12 / 12 - T6	-	-	-	5.900	5.050	1.900	-	750	1,0	5,37	850				
15 / 15 - T6	-	-	-	-	-	-	11.780	10.980	2.200	3,0	6,30	890			

ELECTRICAL CONNECTIONS

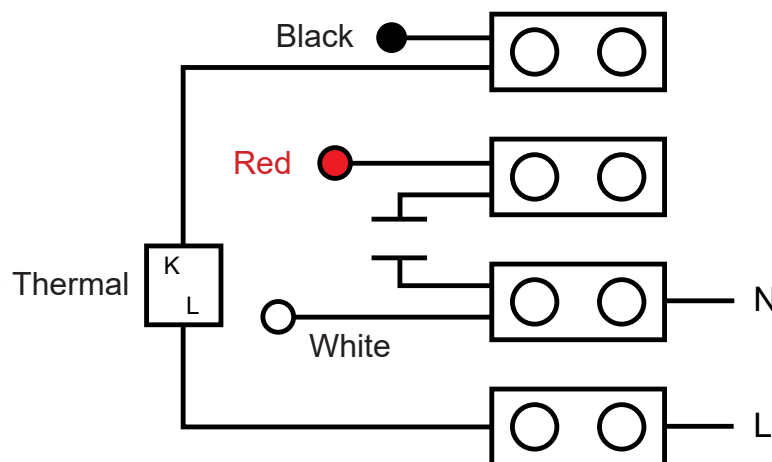
C1DA

3 phase



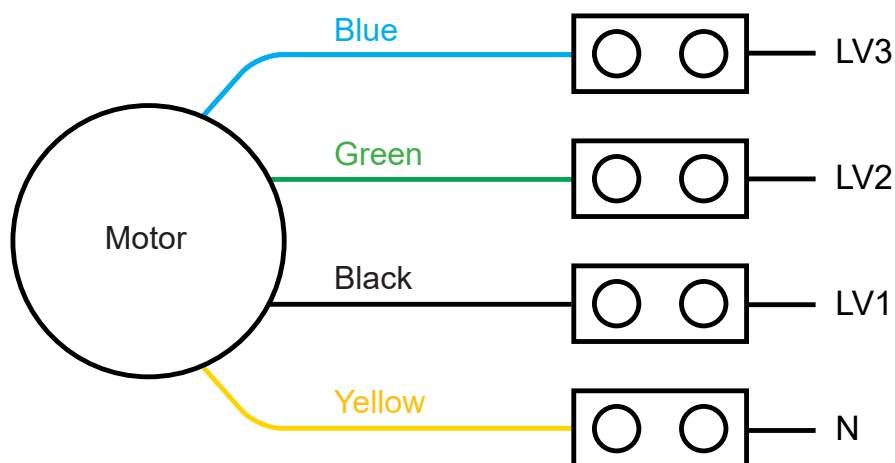
C1DA

Single phase



C3DA

Single phase





ISO 9001:2015



ISO 14001:2015

Management System
ISO 14001:2015
Valid until:
2024-05-24



www.tuv.com
ID: 9108660718

AIR HANDLING UNITS

EUROVENT CERTIFIED PERFORMANCE
www.eurovent-certification.com

HEAT EXCHANGERS

EC MOTORS

FAN COIL UNITS

FANS & FAN SECTIONS

BRUSHLESS

FIRE DAMPERS

AIR OUTLETS

STEAM HUMIDIFIERS - DEHUMIDIFIERS

CENTRAL VACUUM SYSTEMS

TUBO THINK CLEAN

STAINLESS STEEL CHIMNEYS

AIR FILTERS

AIR CURTAINS

EVAPORATIVE COOLING

Main Office ATHENS

📍 Paparrigopoulou 10 & Lagada,
12132, Peristeri, Athens
211 - 705.55.00
✉ sales@airtechnic.gr

Factory - THIVA

📍 4th km Thiva - Chalkida Hwy,
32200, Thiva
22620 - 89.006
✉ factory@airtechnic.gr

Factory - THESSALONIKI

📍 End of Meandrou Str.,
57013, Oraiokastro, Thessaloniki
2311 - 82.40.00
✉ thessaloniki@airtechnic.gr