



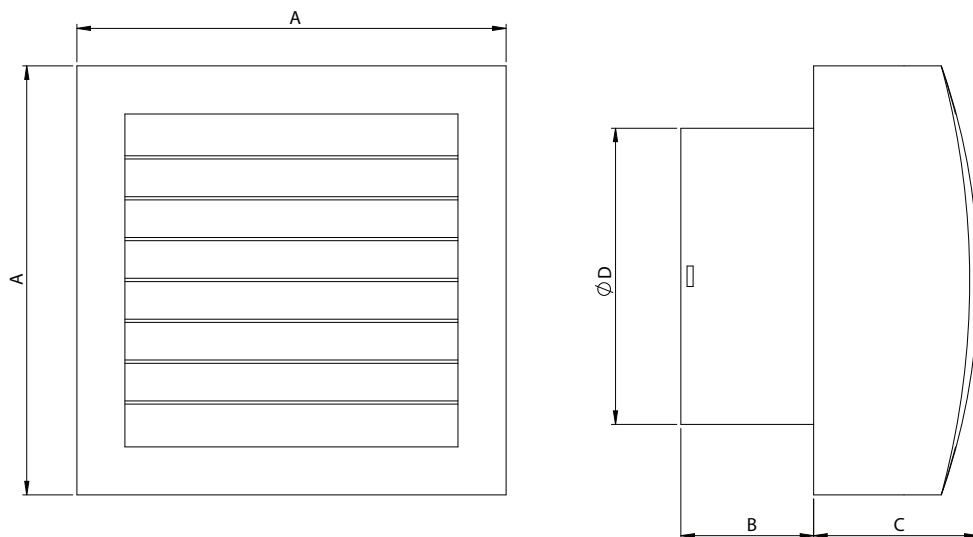
## EC

### AXIAL BATHROOM FANS / Automatic Shutter

Automatic roller shutter. It is safe with front louvre design. It is silent and corrosion resistant. Long life of the motor against environmental factors. Thermal protection.

Thanks to the automatic blinds, it prevents the ingress of air and foreign bodies from outside. Can be mounted on glass and wall. Used for small volume spaces, bath and toilet ventilation.

#### Technical Drawing and Tables

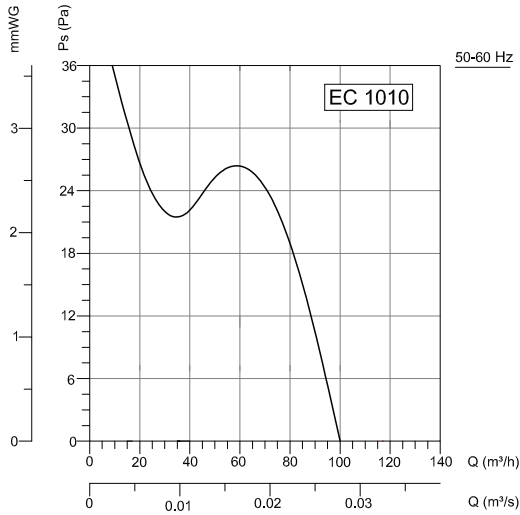


TYPE	A	B	C	D
EC 1010E	150	45	35	97
EC 1219E	170	55	44	118
EC 1530E	210	73	60	149

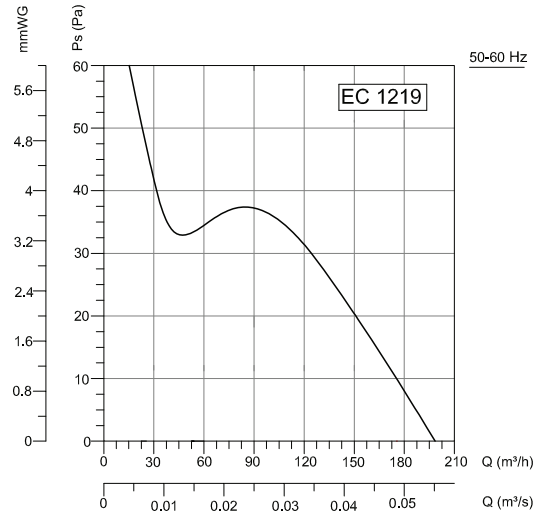
Dimensions are in (mm)

TYPE	VOLTAGE	FREQUENCY	POWER	CURRENT	CAPACITOR	SPEED	AIR FLOW	SOUND PRESSURE	INSULATION CLASS	PROTECTION CLASS	WEIGHT	PIECES IN BOX
	V	Hz	W	(A)	(µF)	r.p.m	m <sup>3</sup> /h	dB(A)	Ins.cl.	IP	kg	AD
EC 1010E	230	50/60	15	0,09	-	2600	100	40	B	20	0,6	24
EC 1219E	230	50/60	16	0,09	-	2400	200	41	B	20	0,65	20
EC 1530E	230	50/60	23	0,14	-	2000	300	43	B	20	0,84	16

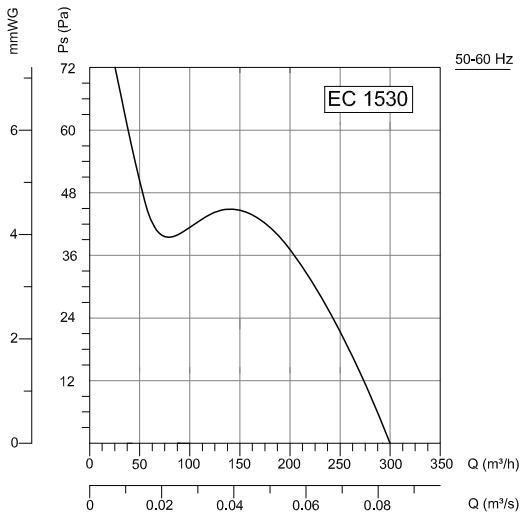
Sound Level Measured from 3m distance in room condition.



Frequency	Tot	63	125	250	500	1000	2000	4000	8000	Hz
L <sub>WA</sub> Inlet	47	11	35	40	43	41	37	35	28	dB(A)
L <sub>WA</sub> Outlet	57	34	48	52	53	43	39	35	25	dB(A)



Frequency	Tot	63	125	250	500	1000	2000	4000	8000	Hz
L <sub>WA</sub> Inlet	48	14	40	42	43	41	39	30	23	dB(A)
L <sub>WA</sub> Outlet	59	56	51	52	49	42	41	30	25	dB(A)



Frequency	Tot	63	125	250	500	1000	2000	4000	8000	Hz
L <sub>WA</sub> Inlet	50	20	38	44	46	44	39	33	25	dB(A)
L <sub>WA</sub> Outlet	57	33	50	55	48	41	41	34	20	dB(A)

**Accessories**



BSC

