


# RECESSED DAM DX-LG | Heat Pump Energy Saving Air Curtains For LG Outdoor Units (1:1)



## Characteristics



- Energy saving heat pump air curtains: Up to 70% reduction in costs and CO<sub>2</sub> emissions (heating mode).
- Compact and low profile recessed air curtain with full grille view.
- Self-supporting casing construction made of galvanized steel plate, ready to be installed recessed in a false ceiling.
- Inlet grille (free of maintenance) made with aluminium profiles and blow-out nozzle, integrated in a single white frame colour RAL 9016. Other colours are available on request.
- EC Double-inlet centrifugal fans driven by an external rotor motor and low noise level, with very low consumption efficiency fans.
- Includes direct expansion coil with sensors. Optional condensate water pump.
- CS-5DX-NE Plug&Play control with 5 speeds and telephone cable 7m included.
- Requires LG DX Interface KIT adapted for air curtain and programmable control, please consult.
- Ready to connect to LG Inverter outdoor heat pump unit (R410A / R32) with expansion valve, not included, the customer should purchase it.

## Specifications

Model	Airflow m <sup>3</sup> /h	Outdoor Unit (*)		Power Fan	Current Fan	Noise Level	Weight kg
		230Vx1	400Vx3	230V-50Hz kW	230V-50Hz A	(5 m) dB(A)	
RDAM ECM 1000 DX8-LG	1640	UU30W U44	-	0,142	1,24	56	50
RDAM ECM 1500 DX11-LG	2460	UU36W UO2	UU37W UO2	0,213	1,86	57	74
RDAM ECM 2000 DX15-LG	3280	UU48W U32	UU49W U32	0,284	2,48	58	95
RDAM ECM 2000 DX17-LG	3280	UU60W U32	UU61W U32	0,284	2,48	58	95
RDAM ECM 2500 DX22-LG	4100	-	UU70W U34	0,355	3,10	59	106
RDAM ECG 1000 DX9-LG	2190	UU30W U44	-	0,213	1,86	61	55
RDAM ECG 1500 DX15-LG	2920	UU48W U32	UU49W U32	0,284	2,48	62	80
RDAM ECG 2000 DX22-LG	4380	-	UU70W U34	0,426	3,72	63	105
RDAM ECG 2500 DX22-LG	5110	-	UU70W U34	0,497	4,34	64	114
RDAM ECG 2500 DX27-LG	5110	-	UU85W U74	0,497	4,34	64	114

(\*) Includes direct expansion valve.

LG Inverter Outdoor Units	Heating Capacity	Heating Power	SCOP or COP	Cooling Capacity	Cooling Power	SEER or EER	Power Supply	Pipes Gas Liquid	Pipes Minimum Length	Pipes Maximum Length	Pipes Maximum Height
R410A (*)	kW	kW		kW	kW			inch	m	m	m
UU30W U44	9,0	2,62	4,00	7,8	2,41	6,10	230Vx1	5/8 3/8	5	50	30
UU36W UO2	11,2	3,19	3,81	10,0	3,12	5,11	230Vx1	5/8 3/8	5	50	30
UU37W UO2	11,2	3,19	3,81	10,0	3,12	5,11	400Vx3	5/8 3/8	5	50	30
UU48W U32	15,4	4,39	3,50	14,0	4,10	3,41	230Vx1	5/8 3/8	5	75	30
UU49W U32	15,4	4,39	3,50	14,0	4,10	3,41	400Vx3	5/8 3/8	5	75	30
UU60W U32	16,8	4,79	3,51	14,8	4,53	3,31	230Vx1	5/8 3/8	5	75	30
UU61W U32	16,8	4,79	3,51	14,8	4,53	3,31	400Vx3	5/8 3/8	5	75	30
UU70W U34	22,4	6,40	3,50	19,0	6,69	2,84	400Vx3	1 3/8	5	75	30
UU85W U74	27,0	8,31	3,25	23,0	8,19	2,81	400Vx3	7/8 1/2	5	75	30

Energy efficiency: SCOP/SEER seasonal ≤12kW, COP/EER >12kW.

Outdoor unit capacities depending on standard conditions: heating 20°CDB indoor / 7°CDB and 6°CWB outdoor, cooling 27°CDB and 19°CWB indoor / 35°CDB outdoor.

When adverse weather conditions, the outdoor unit capacity can decrease. It is recommendable to oversize the units.

(\*) Also compatible with outdoor units with R32 gas: UU30WR U40, UU36/37/48/49/60/61 WR U30

## RECESSED DAM VRF-LG | Heat Pump Energy Saving Air Curtains For LG Outdoor Units (VRF)



### Characteristics



- Energy saving heat pump air curtains: Up to 70% reduction in costs and CO<sub>2</sub> emissions (heating mode).
- Compact and low profile recessed air curtain with full grille view.
- Self-supporting casing construction made of galvanized steel plate, ready to be installed recessed in a false ceiling.
- Inlet grille (free of maintenance) made with aluminium profiles and blow-out nozzle, integrated in a single white frame colour RAL 9016. Other colours are available on request.
- EC Double-inlet centrifugal fans driven by an external rotor motor and low noise level, with very low consumption efficiency fans.
- Includes direct expansion coil with sensors. Optional condensate water pump.
- CS-5DX-NE Plug&Play control with 5 speeds and telephone cable 7m included.
- Requires LG VRF Interface KIT adapted for air curtain and programmable control, please consult.
- Ready to connect to LG VRF outdoor heat pump unit (R410A) and expansion valve not included, the customer should purchase it.

### Specifications

Model	Airflow m <sup>3</sup> /h	LG Direct Expansion Valve	Power Fan 230V-50Hz kW	Current Fan 230V-50Hz A	Noise Level (5 m) dB(A)	Weight kg
RDAM ECM 1000 VRF8-LG	1640	PRLK048A0	0,142	1,24	56	50
RDAM ECM 1500 VRF13-LG	2460	PRLK048A0	0,213	1,86	57	74
RDAM ECM 2000 VRF16-LG	3280	PRLK048A0	0,284	2,48	58	95
RDAM ECM 2000 VRF19-LG	3280	PRLK048A0	0,284	2,48	58	95
RDAM ECM 2500 VRF21-LG	4100	PRLK048A0	0,355	3,10	59	106
RDAM ECM 2500 VRF24-LG	4100	PRLK048A0	0,355	3,10	59	106
RDAM ECG 1000 VRF10-LG	2190	PRLK048A0	0,213	1,86	61	55
RDAM ECG 1500 VRF15-LG	2920	PRLK048A0	0,284	2,48	62	80
RDAM ECG 2000 VRF24-LG	4380	PRLK048A0	0,426	3,72	63	105
RDAM ECG 2500 VRF25-LG	5110	PRLK048A0	0,497	4,34	64	114
RDAM ECG 2500 VRF29-LG	5110	PRLK048A0	0,497	4,34	64	114

### LG VRF Outdoor Units (Heat Pump or Heat Recovery depending on Tonnage)

Multi V S

Multi V 5

Multi V IV

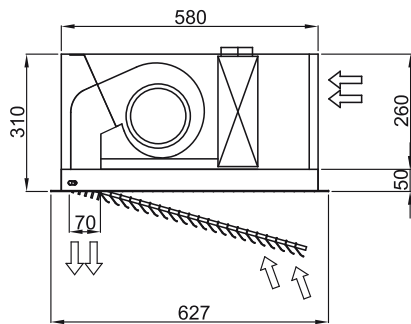
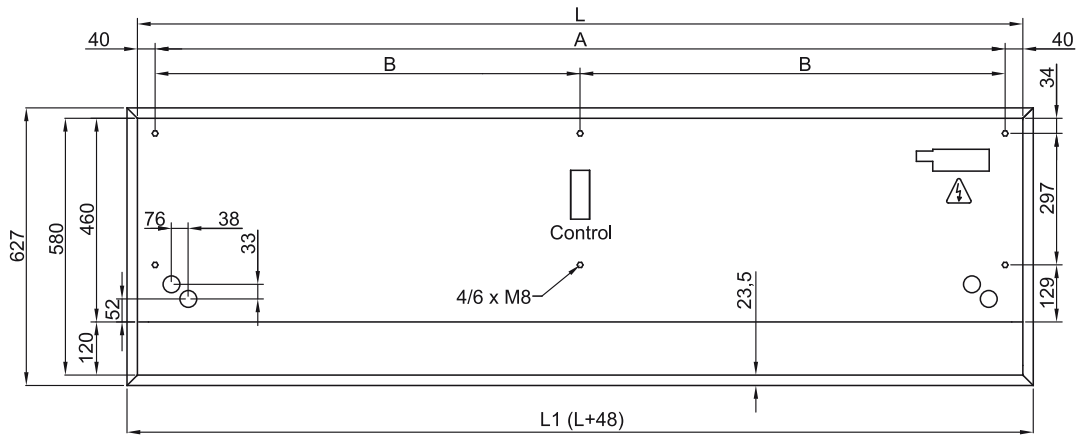


When adverse weather conditions, the outdoor unit capacity can decrease. It is recommendable to oversize the units.

**RECESSED DAM DX/VRV-LG | Heat Pump Energy Saving Air Curtains For LG Outdoor Units (1:1/VRV)**



**Dimensions**



	L	L1	A	B
RDAM 1000	1000	1048	920	-
RDAM 1500	1500	1548	1420	710
RDAM 2000	2000	2048	1920	960
RDAM 2500	2500	2548	2420	1210

**Finishes and details**



Detail of exposed inlet grille



Customizable inlet grille in RAL color optionally