



Characteristics



- Stylish, discreet and contemporary design adaptive to any interior architecture.
- Smooth front panel can be customized with logotypes, lighting, lettering or safety and informative signals, according to the client requirements.
- Self-supporting steel rounded casing with edgeless plastic side covers, finished in structural epoxy-polyester painting white colour RAL9016 as standard. Other colours are available on request.
- Hidden top air entrance, avoiding the inside view of the unit and the inlet grille.
- Anodized aluminium outlet vanes, airfoil shaped.
- Low noise twisted cross-flow fans driven by a 2-speed external rotor motor.
- "P" type with water heated coil. "E" type with electrical shielded elements, two stages with integrated regulation. "A" type without heating, air only.
- Includes Plug&Play control with 7m RJ45 cable and infrared remote control. Optional: Clever control (programmable, automatic, intelligent, energy saving, Modbus RTU for BMS...).

Specifications

AIR ONLY					
Model	Airflow m ³ /h	Fans Power 230V-50Hz W	Fans Current 230V-50Hz A	Noise Level (5 m) dB(A)	Peso kg
ARIS 1000 A	1500	80	0,41	34/48	20
ARIS 1500 A	2150	117	0,53	35/49	29
ARIS 2000 A	2900	160	0,82	37/51	38

WATER HEATED P86							
Model	Airflow m ³ /h	Heating Capacity kW	Water Drop Pressure Pa	Fans Power 230V-50Hz W	Fans Current 230V-50Hz A	Noise Level (5 m) dB(A)	Weight kg
ARIS 1000 P	1400	8,2	7090	80	0,41	36/49	23
ARIS 1500 P	2100	12,7	7200	117	0,53	37/51	31
ARIS 2000 P	2750	16,7	6550	160	0,82	39/52	42,5

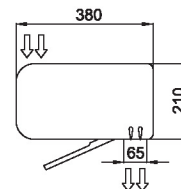
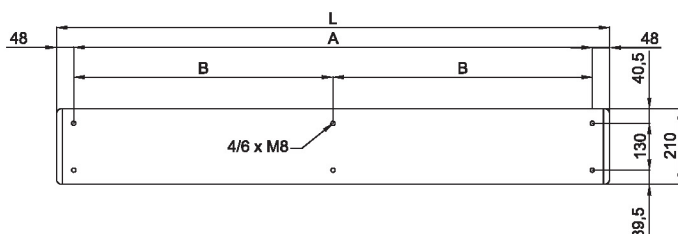
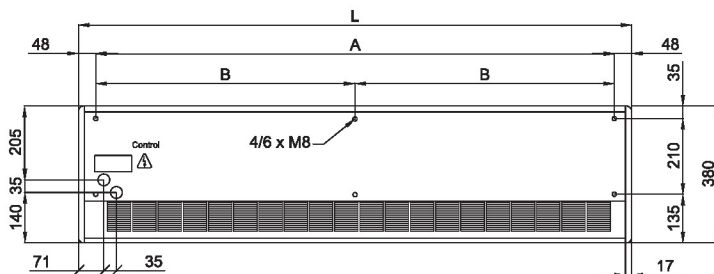
ELECTRICAL HEATED								
Model	Airflow m ³ /h	Electrical Heating Capacity (**) kW	Power Supply	Maximum Electrical Heating Current A	Fans Power 230V-50Hz W	Fans Current 230V-50Hz A	Noise Level (5 m) dB(A)	Weight kg
ARIS 1000 E	1500	3,8/5,6	400Vx3	8,7	80	0,41	34/48	23
ARIS 1000 E-9	1500	6,9	400Vx3	13,0	80	0,41	34/48	23
ARIS 1000 E230	1500	3,8/5,6	230Vx1	24,5	80	0,41	34/48	24
ARIS 1500 E	2150	6,9	400Vx3	13,0	117	0,53	35/49	31
ARIS 1500 E230-6	2150	3,8/5,6	230Vx1	24,5	117	0,53	35/49	31
ARIS 1500 E230-9	2150	6,9	230Vx1 (*)	39,1	117	0,53	35/49	31
ARIS 2000 E	2900	5,6/11,3	400Vx3	16,3	160	0,82	37/51	47
ARIS 2000 E230	2900	5,6/11,3	230Vx1 (*)	49,1	160	0,82	37/51	47

Water heated: connection pipes 1/2" female. 2 rows coil.

(*) 2 separated power supplies.

(**) Under request other electrical heating capacities may be supplied.

Dimensions



	L	A	B
ARIS 1000	1034	940	-
ARIS 1500	1534	1440	-
ARIS 2000	2034	1940	970