

RECTANGULAR INLINE FANS

 Series
VENTS VKPF


Inline centrifugal fans with the air capacity up to **9540 m³/h** for rectangular ducts

 Series
VENTS VKPFI


Inline sound- and heat-insulated centrifugal fans with the air capacity up to **9540 m³/h** for rectangular ducts

■ Applications

Supply and exhaust ventilation systems for various premises with a limited mounting space. Designed for connection with 400x200, 500x250, 500x300, 600x300, 600x350, 700x400, 800x500, 900x500, 1000x500 mm rectangular air ducts.

■ Design

The fan casing is made of galvanized steel. VKPFI models are sound- and heat-insulated with 50 mm layer of mineral wool.

■ Motor

The impeller with forward curved blades made of galvanized steel is powered by 4-, 6- or 8-pole external

rotor asynchronous motor. Such modification ensures high air flow capacity and relatively significant differential pressure. For thermal overheating protection the thermal contacts with leaded outside terminals are incorporated in the motor winding for connection with the external protection devices. The motor is equipped with the ball bearings for long service life. For precise features, safe operation and low noise, each impeller is dynamically balanced while assembly. Motor protection rating IP 44.

■ Speed control

Smooth or step speed control with a thyristor or autotransformer speed controller. Several fans may be connected to one speed controller provided that

the total power and operating current do not exceed the rated speed controller parameters.

■ Mounting

The fans are designed for inline rectangular air duct mounting and require no special fixing in case of direct connection. In case of connection through the flexible connectors the fan is fixed to a building by means of supports, suspension brackets or fixation brackets. The fans can be mounted in any position with respect to the pointer direction on the casing. Access for the fan maintenance shall be provided. The fan is powered through the external terminals. The casing is provided with the removable access door for maintenance.

Designation key: _____

Series		Motor modification		Flange diameter [WxH]
VENTS VKPF	I – sound- and heat-insulated casing	Number of poles	Phase	
		4	E – single phase D – three phases	
		6		
8				

ErP data	
Overall efficiency	η, [%]
Measurement category	MC
Efficiency category	EC
Efficiency grade	N
Variable speed drive	VSD
Power	[kW]
Current	[A]
Air flow	[m ³ /h]
Static pressure	[Pa]
Speed	[n/min ⁻¹]
Specific ratio	SR

Accessories


page 374 page 384 page 387 page 390 page 400 page 412 page 448 page 449 page 450 page 453 page 466 page 467

Technical data:

	VKPF / VKPFI 4E 400x200	VKPF / VKPFI 4D 400x200	VKPF / VKPFI 4E 500x250	VKPF / VKPFI 4D 500x250	VKPF / VKPFI 6E 500x250
Voltage [V / 50 Hz]	1~ 230	3~ 400	1~ 230	3~ 400	1~ 230
Power [W]	295	282	535	570	244
Current [A]	1.32	0.60	2.49	0.94	1.22
Max. air capacity [m ³ /h]	1440	1470	1750	1850	1460
RPM [min ⁻¹]	1350	1300	1250	1270	910
Noise level at 3 m [dBA]	50 / 42*	52 / 43*	53 / 44*	54 / 44*	45 / 37*
Transported air temperature [°C]	-25 +40	-25 +45	-20 +40	-20 +40	-20 +50
Protection rating	IP X4	IP X4	IP X4	IP X4	IP X4

* parameter for VKPFI model

 VENTS
 VKPF /
 VKPFI
 FAN SERIES

Technical data:

	VKPF / VKPFI 6D 500x250	VKPF / VKPFI 4E 500x300	VKPF / VKPFI 4D 500x300	VKPF / VKPFI 6E 500x300	VKPF / VKPFI 6D 500x300
Voltage [V / 50 Hz]	3~ 400	1~ 230	3~ 400	1~ 230	3~ 400
Power [W]	274	710	855	283	303
Current [A]	0.67	3.10	1.70	1.59	0.8
Max. air capacity [m ³ /h]	1490	2350	2350	1550	1620
RPM [min ⁻¹]	930	1230	1300	890	910
Noise level at 3 m [dBA]	45 / 38*	57 / 47*	56 / 47*	47 / 39*	51 / 41*
Transported air temperature [°C]	-20 +60	-25 +70	-20 +50	-20 +70	-20 +60
Protection rating	IP X4	IP X4	IP X4	IP X4	IP X4



* parameter for VKPFI model

Technical data:

	VKPF / VKPFI 4E 600x300	VKPF / VKPFI 4D 600x300	VKPF / VKPFI 6E 600x300	VKPF / VKPFI 6D 600x300	VKPF / VKPFI 4E 600x350
Voltage [V / 50 Hz]	1~ 230	3~ 400	1~ 230	3~ 400	1~ 230
Power [W]	1240	1560	419	397	2840
Current [A]	6.45	2.73	2.05	0.78	13.90
Max. air capacity [m ³ /h]	2950	3740	2260	2320	4260
RPM [min ⁻¹]	1210	1310	870	920	1260
Noise level at 3 m [dBA]	59 / 51*	57 / 50*	50 / 42*	49 / 41*	59 / 51*
Transported air temperature [°C]	-25 +50	-25 +65	-20 +70	-20 +70	-20 +40
Protection rating	IP X4	IP X4	IP X4	IP X4	IP X4



* parameter for VKPFI model

RECTANGULAR INLINE FANS
Technical data:

	VKPF / VKPFI 4D 600x350 	VKPF / VKPFI 6E 600x350	VKPF / VKPFI 6D 600x350	VKPF / VKPFI 4D 700x400 
Voltage [V / 50 Hz]	3~ 400	1~ 230	3~ 400	3~ 400
Power [W]	2460	720	743	3630
Current [A]	3.93	3.6	1.47	6.00
Max. air capacity [m ³ /h]	5020	2755	3310	6450
RPM [min ⁻¹]	1300	820	940	1320
Noise level at 3 m [dBA]	60 / 52*	51 / 43*	55 / 46*	65 / 56*
Transported air temperature [°C]	-20 +40	-20 +60	-20 +70	-25 +40
Protection rating	IP X4	IP X4	IP X4	IP X4

* parameter for VKPFI model

Technical data:

	VKPF / VKPFI 6D 700x400	VKPF / VKPFI 4D 800x500 	VKPF / VKPFI 6D 800x500 	VKPF / VKPFI 8D 800x500
Voltage [V / 50 Hz]	3~ 400	3~ 400	3~ 400	3~ 400
Power [W]	1150	5850	2790	1377
Current [A]	2.3	9.35	5.18	3.40
Max. air capacity [m ³ /h]	4050	8120	7610	5620
RPM [min ⁻¹]	890	1140	830	710
Noise level at 3 m [dBA]	58 / 49*	67 / 61*	59 / 53*	58 / 49
Transported air temperature [°C]	-20 +70	-25 +40	-20 +50	-20 +40
Protection rating	IP X4	IP X4	IP X4	IP X4

* parameter for VKPFI model

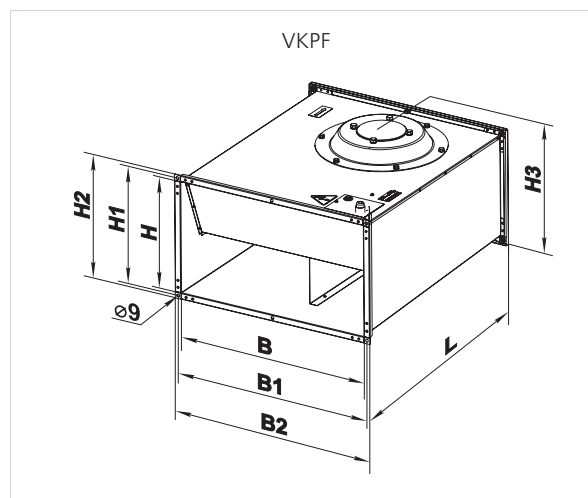
Technical data:

	VKPF / VKPFI 6D 900x500	VKPF / VKPFI 8D 900x500	VKPF / VKPFI 6D 1000x500	VKPF / VKPFI 8D 1000x500
Voltage [V / 50 Hz]	3~ 400	3~ 400	3~ 400	3~ 400
Power [W]	3870	2000	3870	2000
Current [A]	7.0	4.1	7.0	4.1
Max. air capacity [m ³ /h]	9540	7175	9540	7175
RPM [min ⁻¹]	930	680	930	680
Noise level at 3 m [dBA]	61 / 55*	59 / 50*	61 / 55*	59 / 51*
Transported air temperature [°C]	-20 +55	-20 +40	-20 +55	-20 +40
Protection rating	IP X4	IP X4	IP X4	IP X4

* parameter for VKPFI model

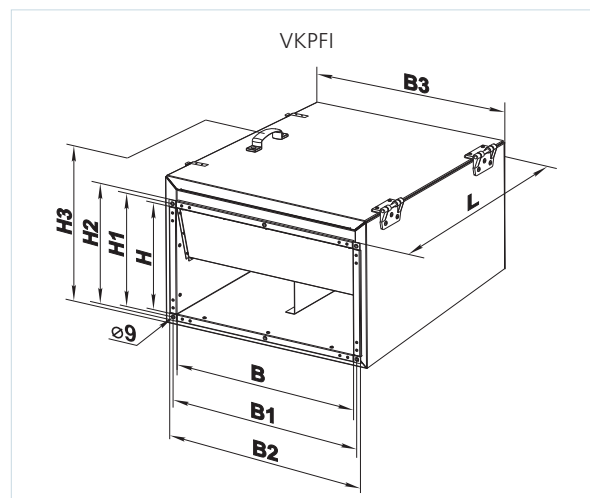
Fan overall dimensions:

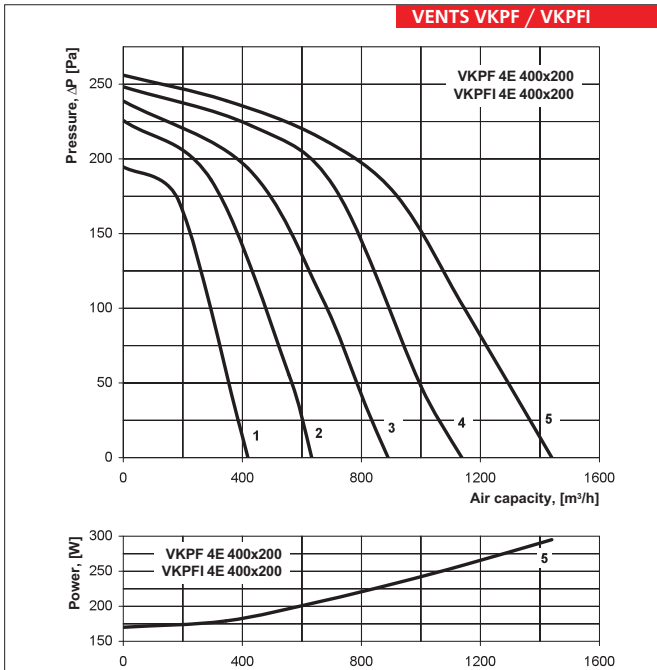
Type	Dimensions [mm]								Weight [kg]
	B	B1	B2	H	H1	H2	H3	L	
VKPF 4E 400x200	400	420	440	200	220	240	255	500	17.5
VKPF 4D 400x200	400	420	440	200	220	240	255	500	17.5
VKPF 4E 500x250	500	520	540	250	270	290	335	640	24
VKPF 4D 500x250	500	520	540	250	270	290	335	640	24
VKPF 6E 500x250	500	520	540	250	270	290	335	640	24
VKPF 6D 500x250	500	520	540	250	270	290	335	640	24
VKPF 4E 500x300	500	520	540	300	320	340	365	680	33
VKPF 4D 500x300	500	520	540	300	320	340	365	680	33
VKPF 6E 500x300	500	520	540	300	320	340	365	680	33
VKPF 6D 500x300	500	520	540	300	320	340	365	680	33
VKPF 4E 600x300	600	620	640	300	320	340	375	680	35
VKPF 4D 600x300	600	620	640	300	320	340	375	680	35
VKPF 6E 600x300	600	620	640	300	320	340	375	680	35
VKPF 6D 600x300	600	620	640	300	320	340	375	680	35
VKPF 4E 600x350	600	620	640	350	370	390	425	735	49.5
VKPF 4D 600x350	600	620	640	350	370	390	425	735	49.5
VKPF 6E 600x350	600	620	640	350	370	390	425	735	49.5
VKPF 6D 600x350	600	620	640	350	370	390	425	735	49.5
VKPF 4D 700x400	700	720	740	400	420	440	480	780	60
VKPF 6D 700x400	700	720	740	400	420	440	480	780	56
VKPF 4D 800x500	800	820	840	500	520	540	580	820	74
VKPF 6D 800x500	800	820	840	500	520	540	580	820	70
VKPF 8D 800x500	800	820	840	500	520	540	580	820	70
VKPF 6D 900x500	900	920	940	500	520	540	580	954	90
VKPF 8D 900x500	900	920	940	500	520	540	580	954	90
VKPF 6D 1000x500	1000	1020	1040	500	520	540	580	954	95
VKPF 8D 1000x500	1000	1020	1040	500	520	540	580	954	95



RECTANGULAR INLINE FANS
Fan overall dimensions:

Type	Dimensions [mm]									Weight [kg]
	B	B1	B2	B3	H	H1	H2	H3	L	
VKPFI 4E 400x200	400	420	440	470	200	220	240	360	500	29
VKPFI 4D 400x200	400	420	440	470	200	220	240	360	500	29
VKPFI 4E 500x250	500	520	540	570	250	270	290	410	640	40.5
VKPFI 4D 500x250	500	520	540	570	250	270	290	410	640	40.5
VKPFI 6E 500x250	500	520	540	570	250	270	290	410	640	40.5
VKPFI 6D 500x250	500	520	540	570	250	270	290	410	640	40.5
VKPFI 4E 500x300	500	520	540	570	300	320	340	460	680	52.5
VKPFI 4D 500x300	500	520	540	570	300	320	340	460	680	52.5
VKPFI 6E 500x300	500	520	540	570	300	320	340	460	680	52.5
VKPFI 6D 500x300	500	520	540	570	300	320	340	460	680	52.5
VKPFI 4E 600x300	600	620	640	670	300	320	340	480	680	56
VKPFI 4D 600x300	600	620	640	670	300	320	340	480	680	56
VKPFI 6E 600x300	600	620	640	670	300	320	340	480	680	56
VKPFI 6D 600x300	600	620	640	670	300	320	340	480	680	56
VKPFI 4E 600x350	600	620	640	670	350	370	390	530	735	72
VKPFI 4D 600x350	600	620	640	670	350	370	390	530	735	72
VKPFI 6E 600x350	600	620	640	670	350	370	390	530	735	72
VKPFI 6D 600x350	600	620	640	670	350	370	390	530	735	72
VKPFI 4D 700x400	700	720	-	800	400	420	-	620	880	103
VKPFI 6D 700x400	700	720	-	800	400	420	-	620	880	99
VKPFI 6D 800x500	800	820	-	900	500	520	-	720	935	120
VKPFI 4D 800x500	800	820	-	900	500	520	-	720	935	127
VKPFI 8D 800x500	800	820	-	900	500	520	-	720	935	120
VKPFI 6D 900x500	900	920	-	1000	500	520	-	720	1000	142
VKPFI 8D 900x500	900	920	-	1000	500	520	-	720	1000	142
VKPFI 6D 1000x500	1000	1020	-	1100	500	520	-	720	1000	150
VKPFI 8D 1000x500	1000	1020	-	1100	500	520	-	720	1000	150

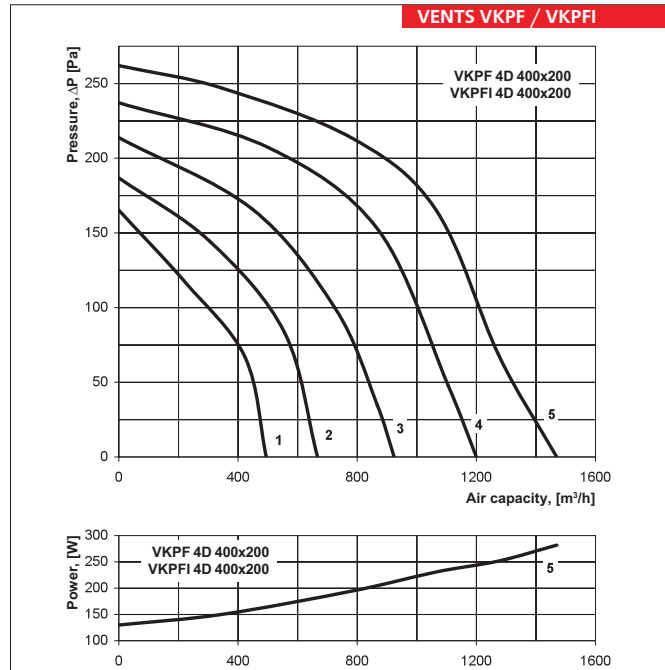



VKPF 4E 400x200

Sound-power level		Octave-frequency band [Hz]									
		Hz	Gen	63	125	250	500	1000	2000	4000	8000
L _{WA} to inlet	dBA	69	58	68	63	59	56	53	53	45	
L _{WA} to outlet	dBA	70	53	63	67	62	65	63	58	55	
L _{WA} to environment	dBA	59	34	46	57	52	49	43	40	36	

VKPFI 4E 400x200

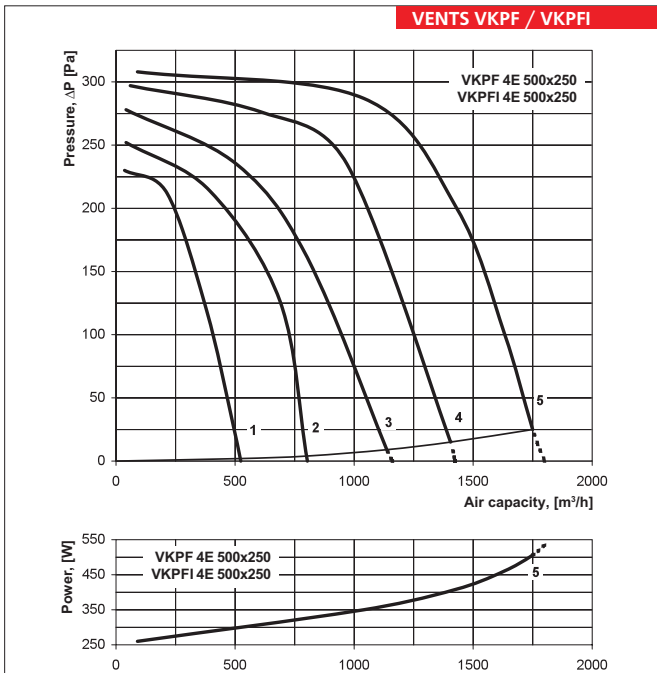
		Hz	Gen	63	125	250	500	1000	2000	4000	8000
L _{WA} to inlet	dBA	66	50	60	58	54	50	49	46	39	
L _{WA} to outlet	dBA	67	48	60	62	58	60	57	54	49	
L _{WA} to environment	dBA	43	24	35	45	41	36	34	29	22	


VKPF 4D 400x200

Sound-power level		Octave-frequency band [Hz]									
		Hz	Gen	63	125	250	500	1000	2000	4000	8000
L _{WA} to inlet	dBA	72	56	69	65	57	58	57	53	48	
L _{WA} to outlet	dBA	74	54	65	66	61	63	60	61	55	
L _{WA} to environment	dBA	61	34	44	56	52	50	44	40	33	

VKPFI 4D 400x200

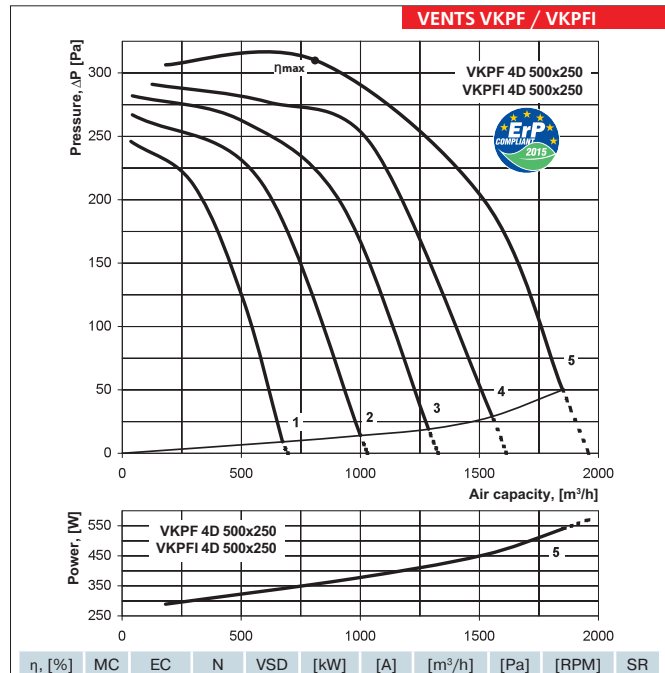
		Hz	Gen	63	125	250	500	1000	2000	4000	8000
L _{WA} to inlet	dBA	65	53	62	60	54	52	50	46	41	
L _{WA} to outlet	dBA	66	48	59	62	58	58	58	53	47	
L _{WA} to environment	dBA	47	24	36	45	38	36	30	29	22	


VKPF 4E 500x250

Sound-power level		Octave-frequency band [Hz]									
		Hz	Gen	63	125	250	500	1000	2000	4000	8000
L _{WA} to inlet	dBA	72	58	67	62	57	62	64	62	60	
L _{WA} to outlet	dBA	77	57	63	62	66	72	69	68	63	
L _{WA} to environment	dBA	62	41	49	54	53	56	52	51	53	

VKPFI 4E 500x250

		Hz	Gen	63	125	250	500	1000	2000	4000	8000
L _{WA} to inlet	dBA	68	57	62	58	54	57	58	59	53	
L _{WA} to outlet	dBA	72	50	60	61	60	66	66	61	62	
L _{WA} to environment	dBA	51	29	36	39	43	44	38	37	43	



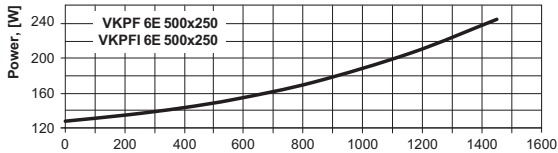
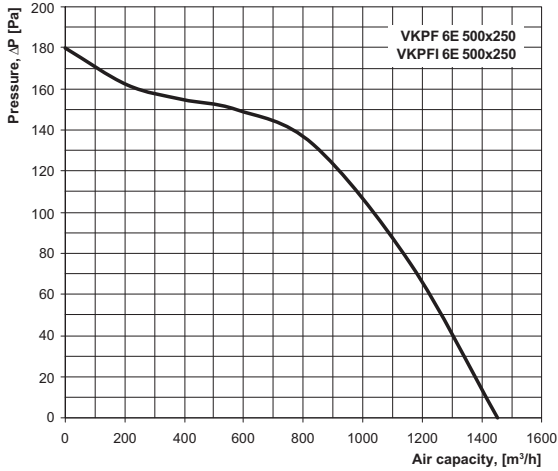
η _i [%]	MC	EC	N	VSD	[kW]	[A]	[m³/h]	[Pa]	[RPM]	SR
34.3	A	Static	44.9	No	0.210	0.6	820	310	1420	1

VKPF 4D 500x250

Sound-power level		Octave-frequency band [Hz]									
		Hz	Gen	63	125	250	500	1000	2000	4000	8000
L _{WA} to inlet	dBA	74	60	67	64	61	64	62	60	58	
L _{WA} to outlet	dBA	76	57	65	65	67	69	69	68	63	
L _{WA} to environment	dBA	61	41	48	53	53	56	52	50	53	

VKPFI 4D 500x250

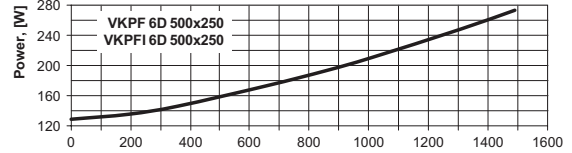
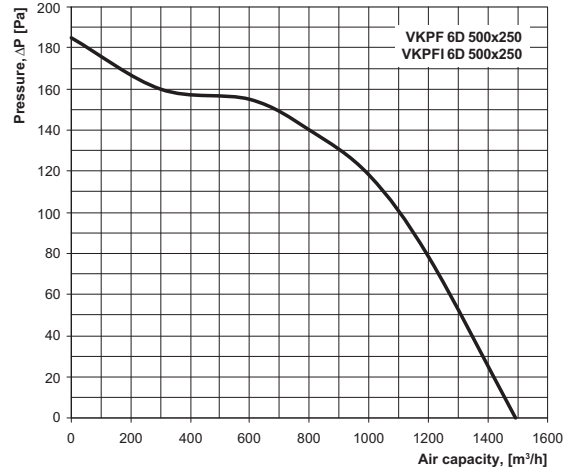
		Hz	Gen	63	125	250	500	1000	2000	4000	8000
L _{WA} to inlet	dBA	67	55	61	57	52	61	58	57	54	
L _{WA} to outlet	dBA	71	49	58	60	62	67	66	61	60	
L _{WA} to environment	dBA	50	27	38	41	44	45	42	40	43	

RECTANGULAR INLINE FANS
VENTS VKPF / VKPFI

VKPF 6E 500x250

Sound-power level		Octave-frequency band [Hz]									
		Hz	Gen	63	125	250	500	1000	2000	4000	8000
L_{WA} to inlet	dBA	58	45	53	48	49	48	47	43	41	
L_{WA} to outlet	dBA	55	45	50	49	55	52	50	51	39	
L_{WA} to environment	dBA	43	25	34	41	36	38	33	24	24	

VKPFI 6E 500x250

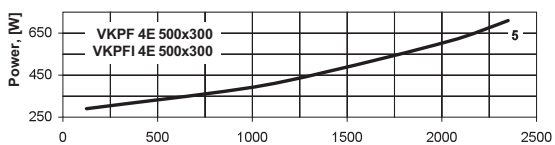
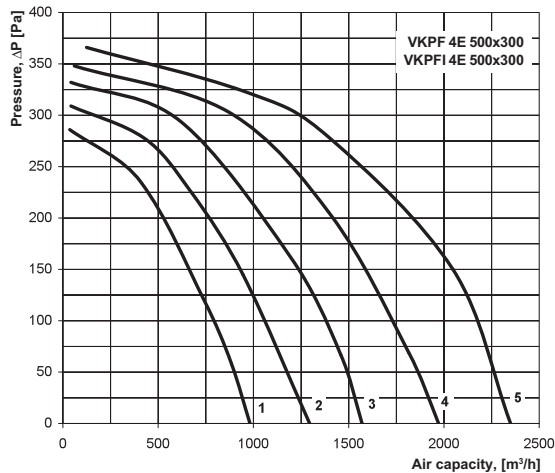
Sound-power level		Octave-frequency band [Hz]									
		Hz	Gen	63	125	250	500	1000	2000	4000	8000
L_{WA} to inlet	dBA	55	41	51	44	47	45	44	39	39	
L_{WA} to outlet	dBA	51	42	47	47	52	48	47	47	36	
L_{WA} to environment	dBA	35	20	28	34	28	33	27	21	20	

VENTS VKPF / VKPFI

VKPF 6D 500x250

Sound-power level		Octave-frequency band [Hz]									
		Hz	Gen	63	125	250	500	1000	2000	4000	8000
L_{WA} to inlet	dBA	59	48	55	52	50	51	49	47	42	
L_{WA} to outlet	dBA	58	47	54	52	57	56	53	53	43	
L_{WA} to environment	dBA	45	29	36	45	38	42	35	28	26	

VKPFI 6D 500x250

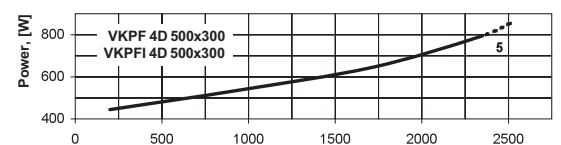
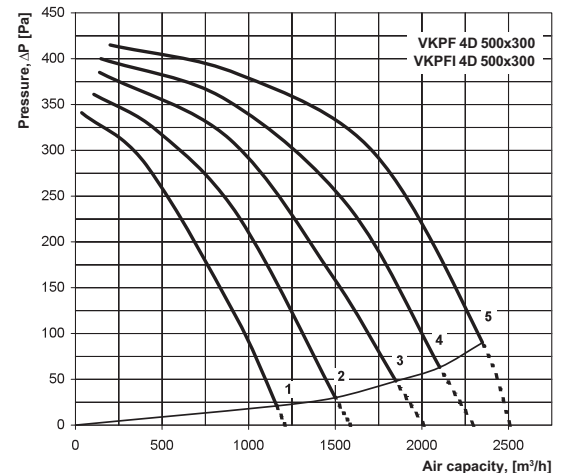
Sound-power level		Octave-frequency band [Hz]									
		Hz	Gen	63	125	250	500	1000	2000	4000	8000
L_{WA} to inlet	dBA	55	46	51	50	47	48	45	45	39	
L_{WA} to outlet	dBA	55	44	52	49	53	53	49	50	39	
L_{WA} to environment	dBA	40	23	29	37	33	36	32	24	21	

VENTS VKPF / VKPFI

VKPF 4E 500x300

Sound-power level		Octave-frequency band [Hz]									
		Hz	Gen	63	125	250	500	1000	2000	4000	8000
L_{WA} to inlet	dBA	74	64	69	65	63	66	67	65	60	
L_{WA} to outlet	dBA	79	62	69	66	72	73	72	71	64	
L_{WA} to environment	dBA	64	46	53	59	54	58	56	49	50	

VKPFI 4E 500x300

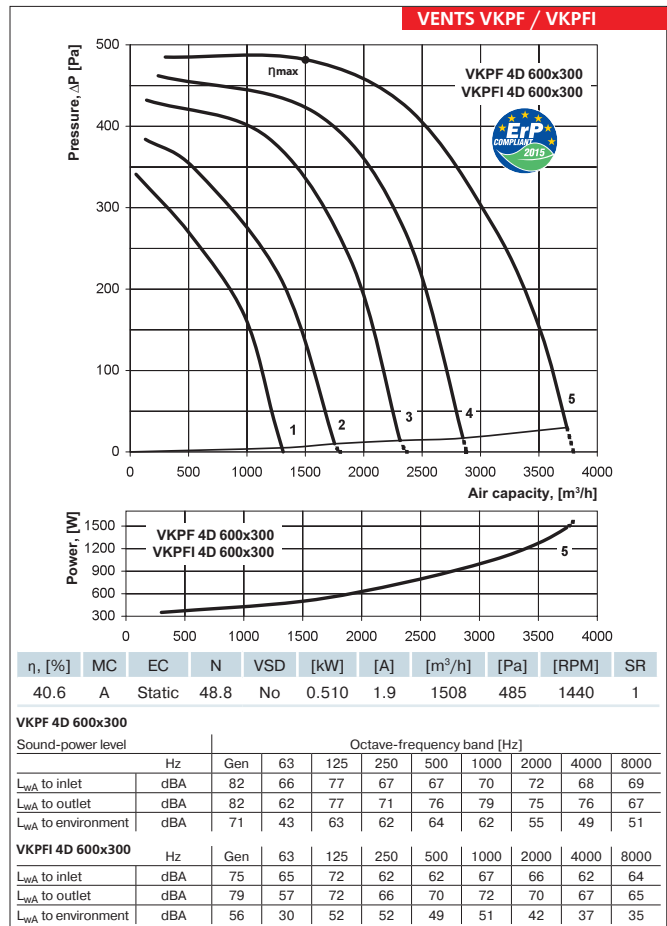
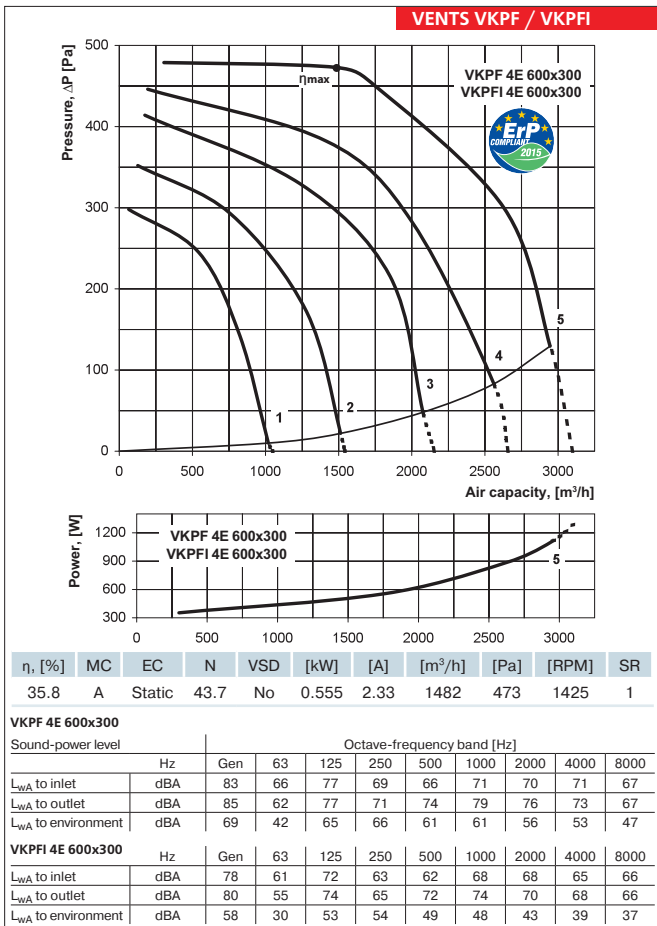
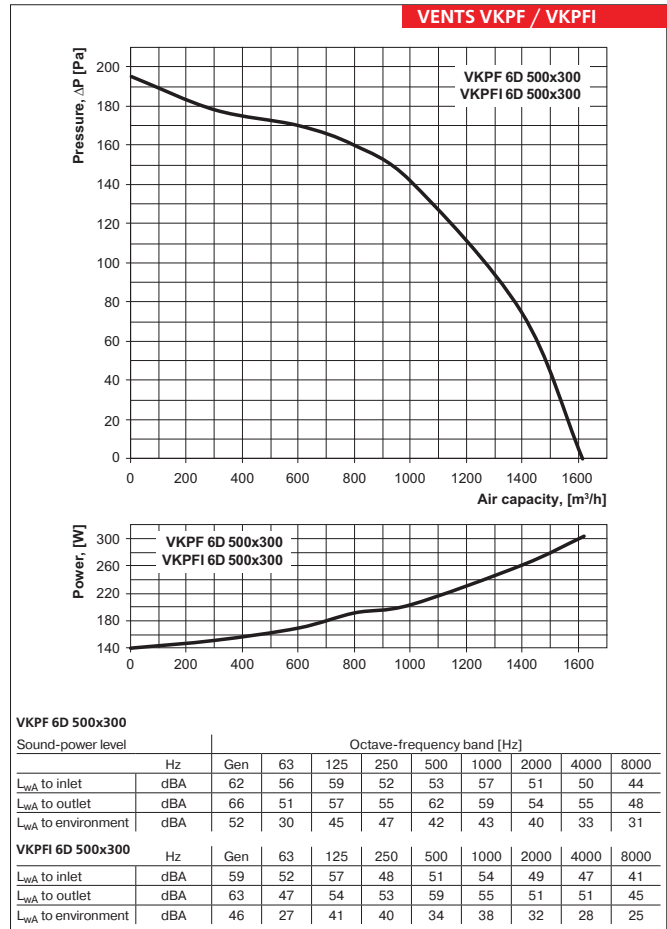
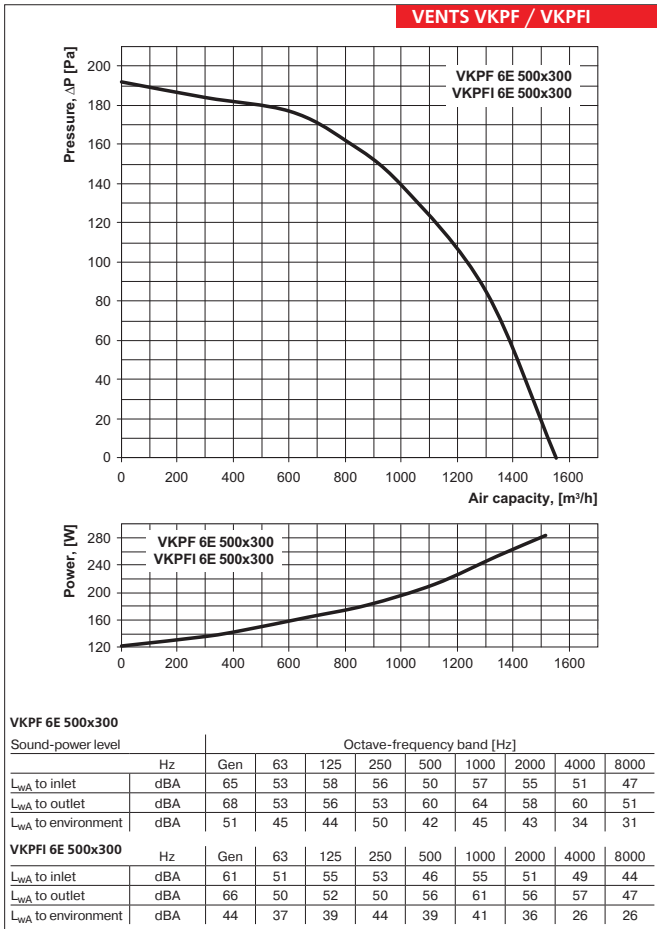
Sound-power level		Octave-frequency band [Hz]									
		Hz	Gen	63	125	250	500	1000	2000	4000	8000
L_{WA} to inlet	dBA	69	59	65	59	58	64	63	60	56	
L_{WA} to outlet	dBA	74	57	62	63	65	69	68	65	61	
L_{WA} to environment	dBA	53	34	43	48	43	46	42	37	38	

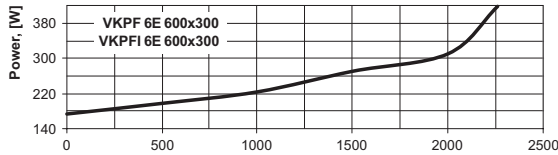
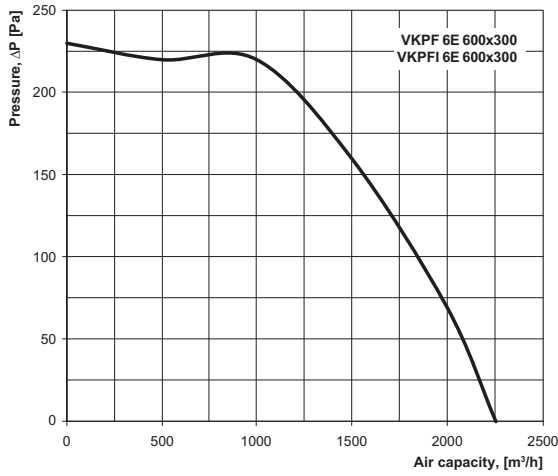
VENTS VKPF / VKPFI

VKPF 4D 500x300

Sound-power level		Octave-frequency band [Hz]									
		Hz	Gen	63	125	250	500	1000	2000	4000	8000
L_{WA} to inlet	dBA	77	67	69	62	63	68	68	68	63	
L_{WA} to outlet	dBA	79	61	68	69	71	75	74	73	68	
L_{WA} to environment	dBA	65	46	55	58	56	60	54	48	47	

VKPFI 4D 500x300

Sound-power level		Octave-frequency band [Hz]									
		Hz	Gen	63	125	250	500	1000	2000	4000	8000
L_{WA} to inlet	dBA	71	62	64	59	60	62	63	63	56	
L_{WA} to outlet	dBA	72	58	62	63	65	71	66	67	63	
L_{WA} to environment	dBA	52	33	42	48	45	46	42	36	36	

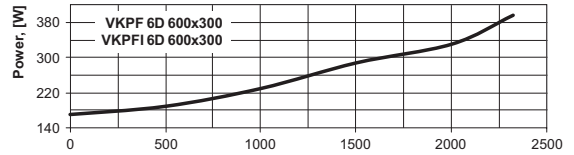
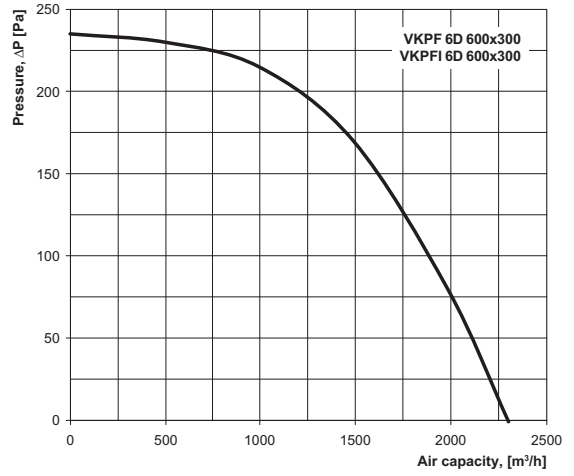


RECTANGULAR INLINE FANS
VENTS VKPF / VKPFI

VKPF 6E 600x300

Sound-power level		Octave-frequency band [Hz]								
	Hz	Gen	63	125	250	500	1000	2000	4000	8000
L _{WA} to inlet	dBA	69	62	64	61	56	62	62	55	52
L _{WA} to outlet	dBA	74	53	63	58	67	63	61	56	
L _{WA} to environment	dBA	57	49	47	56	45	45	49	37	34

VKPFI 6E 600x300

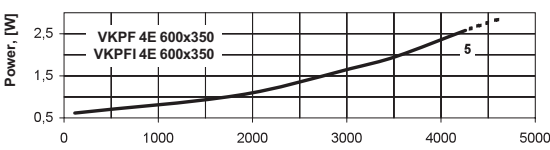
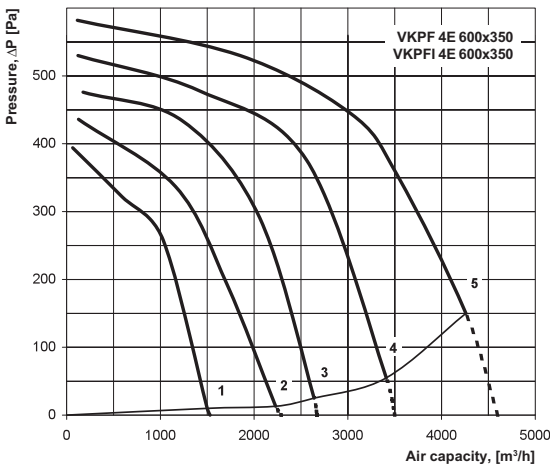
Sound-power level		Octave-frequency band [Hz]								
	Hz	Gen	63	125	250	500	1000	2000	4000	8000
L _{WA} to inlet	dBA	66	59	60	59	53	60	59	53	49
L _{WA} to outlet	dBA	70	50	59	55	63	64	59	58	52
L _{WA} to environment	dBA	52	43	44	52	40	37	44	29	29

VENTS VKPF / VKPFI

VKPF 6D 600x300

Sound-power level		Octave-frequency band [Hz]								
	Hz	Gen	63	125	250	500	1000	2000	4000	8000
L _{WA} to inlet	dBA	63	50	56	55	53	54	55	52	46
L _{WA} to outlet	dBA	73	53	59	53	66	63	62	62	54
L _{WA} to environment	dBA	55	31	44	52	47	46	46	40	32

VKPFI 6D 600x300

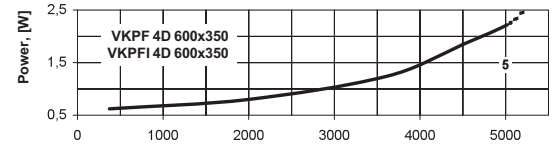
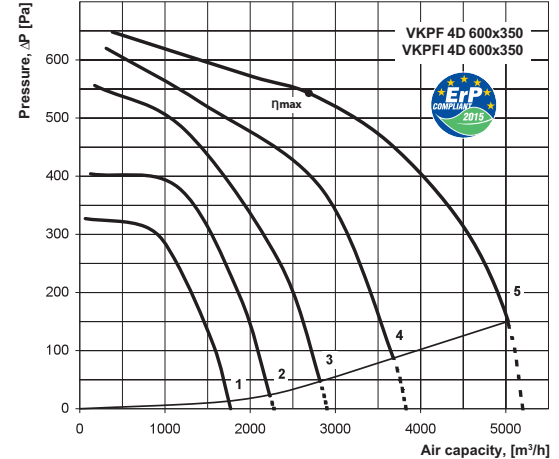
Sound-power level		Octave-frequency band [Hz]								
	Hz	Gen	63	125	250	500	1000	2000	4000	8000
L _{WA} to inlet	dBA	59	48	53	53	50	52	52	49	42
L _{WA} to outlet	dBA	69	50	55	50	62	60	58	59	50
L _{WA} to environment	dBA	52	27	39	44	42	38	41	34	29

VENTS VKPF / VKPFI

VKPF 4E 600x350

Sound-power level		Octave-frequency band [Hz]								
	Hz	Gen	63	125	250	500	1000	2000	4000	8000
L _{WA} to inlet	dBA	78	71	74	65	66	75	72	70	64
L _{WA} to outlet	dBA	86	69	73	74	74	78	76	77	68
L _{WA} to environment	dBA	67	54	60	63	58	62	55	51	48

VKPFI 4E 600x350

Sound-power level		Octave-frequency band [Hz]								
	Hz	Gen	63	125	250	500	1000	2000	4000	8000
L _{WA} to inlet	dBA	75	69	69	62	63	70	65	64	62
L _{WA} to outlet	dBA	78	62	68	67	71	76	73	69	66
L _{WA} to environment	dBA	54	40	51	51	48	48	43	40	35

VENTS VKPF / VKPFI


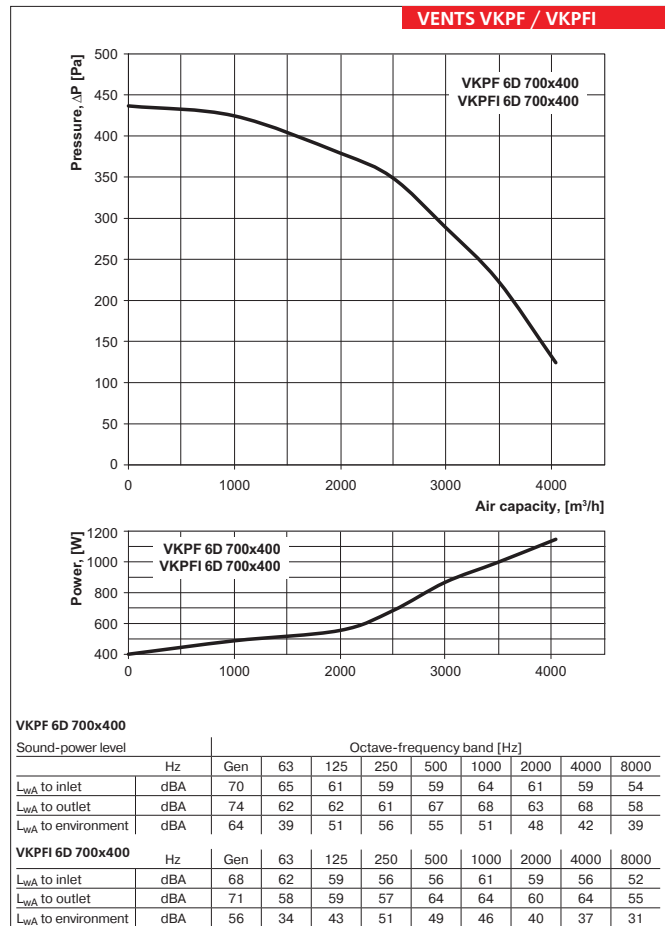
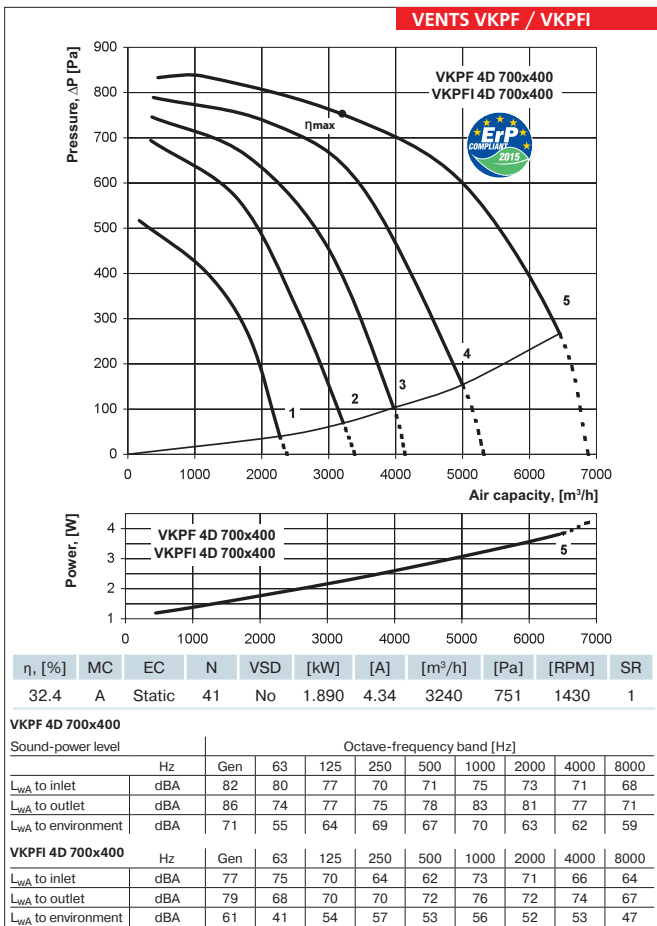
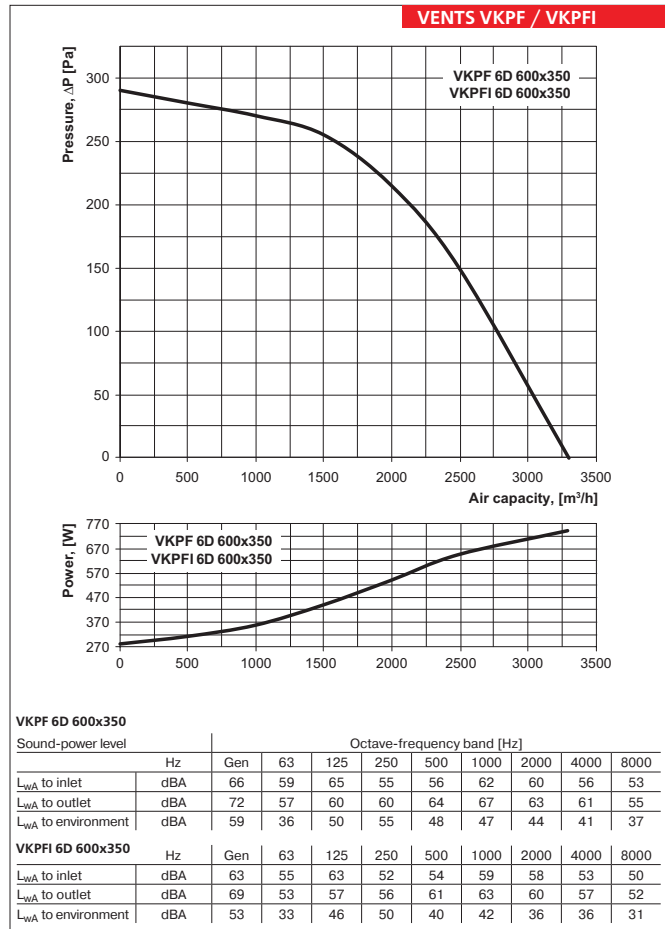
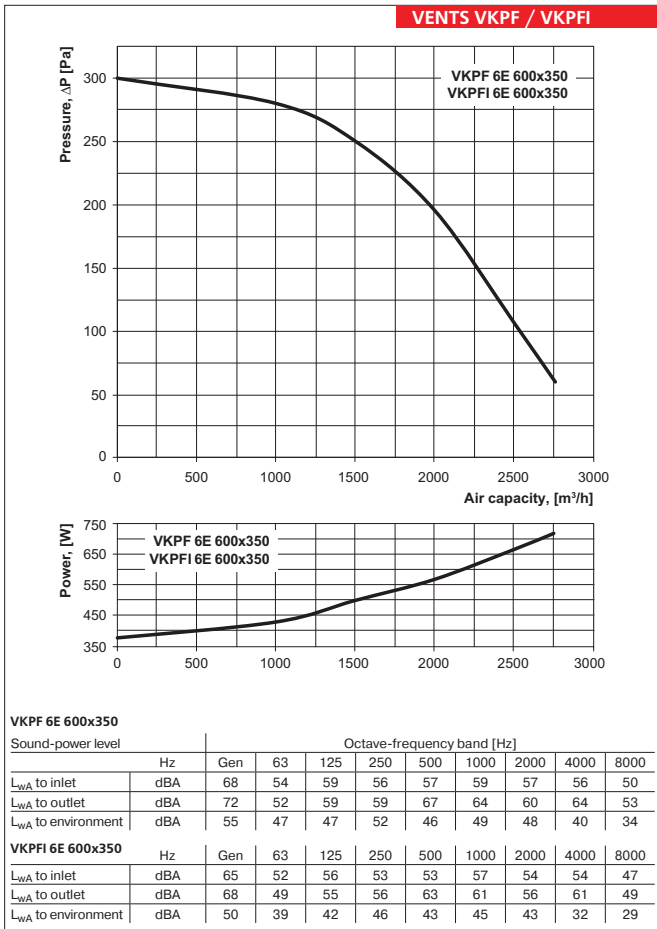
η, [%]	MC	EC	N	VSD	[kW]	[A]	[m³/h]	[Pa]	[RPM]	SR
36.9	A	Static	43	No	1.120	2.56	2693	542	1410	1

VKPF 4D 600x350

Sound-power level		Octave-frequency band [Hz]								
	Hz	Gen	63	125	250	500	1000	2000	4000	8000
L _{WA} to inlet	dBA	80	72	75	69	67	73	71	69	67
L _{WA} to outlet	dBA	84	66	74	70	76	79	76	74	68
L _{WA} to environment	dBA	68	52	62	65	61	58	56	52	48

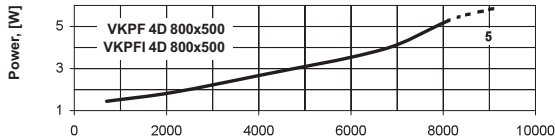
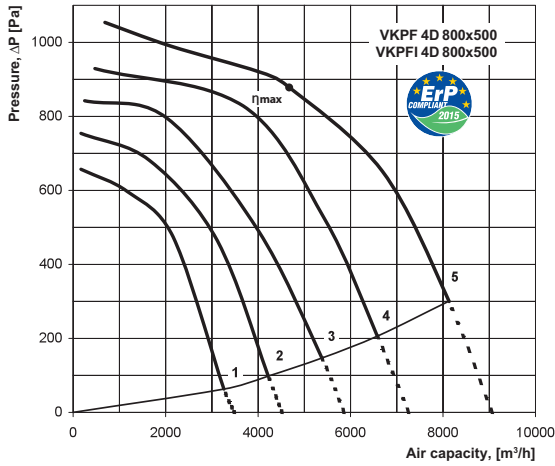
VKPFI 4D 600x350

Sound-power level		Octave-frequency band [Hz]								
	Hz	Gen	63	125	250	500	1000	2000	4000	8000
L _{WA} to inlet	dBA	73	66	72	64	63	69	67	63	59
L _{WA} to outlet	dBA	80	64	67	67	69	76	71	69	65
L _{WA} to environment	dBA	56	40	48	49	49	48	43	41	38



RECTANGULAR INLINE FANS

VENTS VKPF / VKPFI



η, [%]	MC	EC	N	VSD	[kW]	[A]	[m³/h]	[Pa]	[RPM]	SR
42.3	A	Static	45.9	No	2.743	4.9	4648	881	1330	1

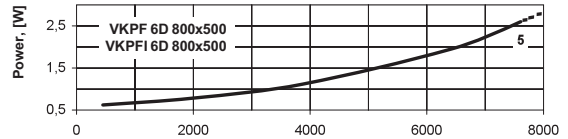
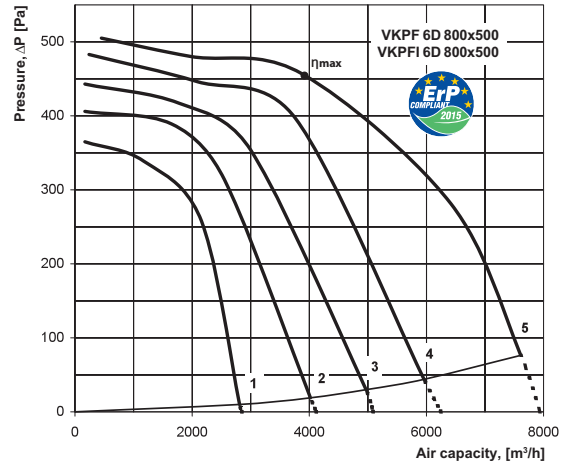
VKPF 4D 800x500

Sound-power level	Hz	Octave-frequency band [Hz]								
		Gen	63	125	250	500	1000	2000	4000	8000
L _{WA} to inlet	dBA	82	71	74	75	70	75	75	70	67
L _{WA} to outlet	dBA	90	72	77	76	82	86	85	80	78
L _{WA} to environment	dBA	73	61	68	67	65	70	66	61	60

VKPFI 4D 800x500

Sound-power level	Hz	Octave-frequency band [Hz]								
		Gen	63	125	250	500	1000	2000	4000	8000
L _{WA} to inlet	dBA	79	68	68	70	65	71	71	66	62
L _{WA} to outlet	dBA	84	65	72	73	77	81	80	75	71
L _{WA} to environment	dBA	64	49	56	55	53	59	50	48	48

VENTS VKPF / VKPFI



η, [%]	MC	EC	N	VSD	[kW]	[A]	[m³/h]	[Pa]	[RPM]	SR
43.6	A	Static	49.5	No	1.150	2.9	3870	457	940	1

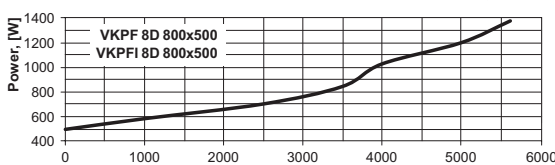
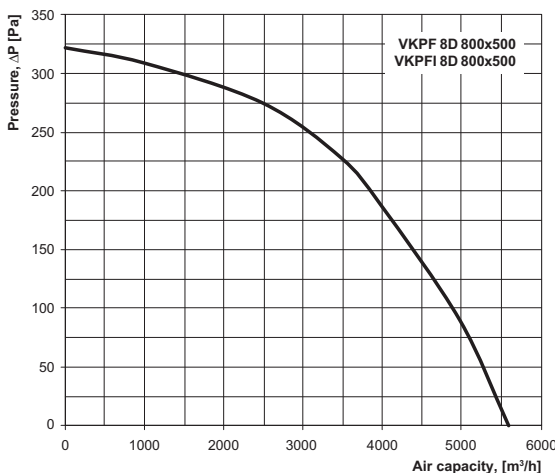
VKPF 6D 800x500

Sound-power level	Hz	Octave-frequency band [Hz]								
		Gen	63	125	250	500	1000	2000	4000	8000
L _{WA} to inlet	dBA	77	64	66	66	70	71	70	66	62
L _{WA} to outlet	dBA	82	64	66	69	76	74	73	73	64
L _{WA} to environment	dBA	64	51	59	58	61	60	55	50	49

VKPFI 6D 800x500

Sound-power level	Hz	Octave-frequency band [Hz]								
		Gen	63	125	250	500	1000	2000	4000	8000
L _{WA} to inlet	dBA	70	61	60	60	64	67	66	63	58
L _{WA} to outlet	dBA	79	58	63	64	72	73	70	69	62
L _{WA} to environment	dBA	54	37	45	45	50	48	41	37	39

VENTS VKPF / VKPFI



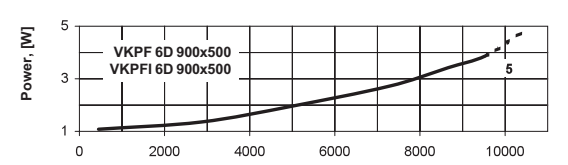
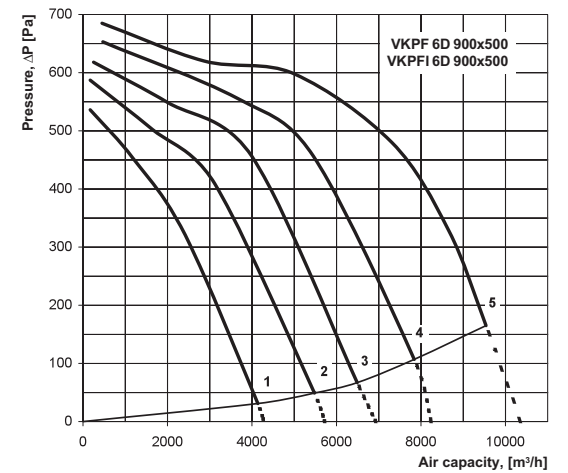
VKPF 8D 800x500

Sound-power level	Hz	Octave-frequency band [Hz]								
		Gen	63	125	250	500	1000	2000	4000	8000
L _{WA} to inlet	dBA	66	55	57	56	54	61	58	54	47
L _{WA} to outlet	dBA	71	54	56	59	68	65	63	60	53
L _{WA} to environment	dBA	64	47	46	55	49	51	52	53	58

VKPFI 8D 800x500

Sound-power level	Hz	Octave-frequency band [Hz]								
		Gen	63	125	250	500	1000	2000	4000	8000
L _{WA} to inlet	dBA	63	52	54	54	51	59	56	51	45
L _{WA} to outlet	dBA	67	51	52	56	64	62	60	56	50
L _{WA} to environment	dBA	59	41	41	47	44	43	44	48	50

VENTS VKPF / VKPFI

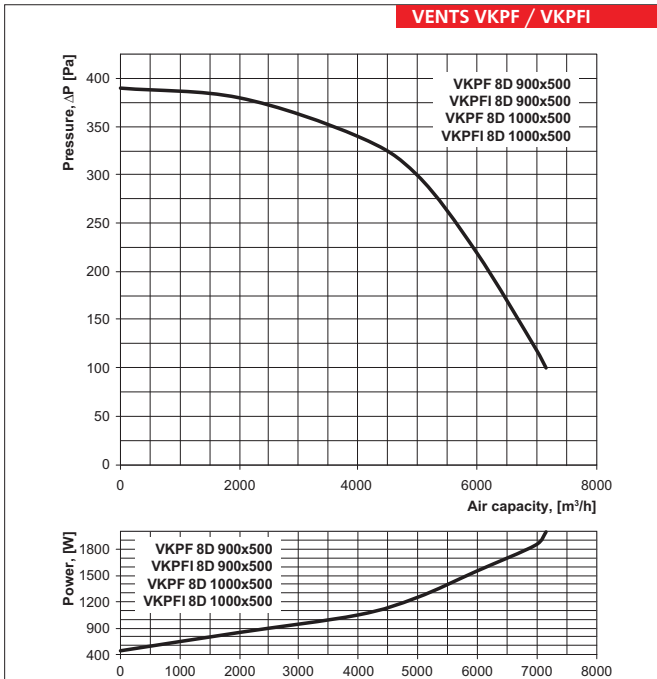


VKPF 6D 900x500

Sound-power level	Hz	Octave-frequency band [Hz]								
		Gen	63	125	250	500	1000	2000	4000	8000
L _{WA} to inlet	dBA	78	70	68	63	72	69	71	68	64
L _{WA} to outlet	dBA	83	71	70	70	80	78	79	74	68
L _{WA} to environment	dBA	65	56	64	60	63	58	56	52	51

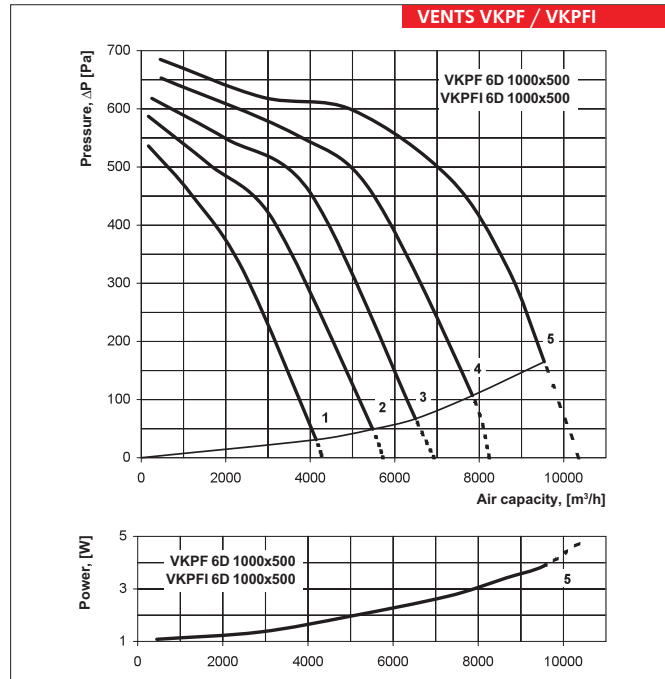
VKPFI 6D 900x500

Sound-power level	Hz	Octave-frequency band [Hz]								
		Gen	63	125	250	500	1000	2000	4000	8000
L _{WA} to inlet	dBA	73	65	64	57	66	68	68	62	57
L _{WA} to outlet	dBA	80	62	66	66	71	74	72	69	65
L _{WA} to environment	dBA	55	45	51	46	52	48	47	41	43


VKPF 8D 900x500
VKPF 8D 1000x500

Sound-power level		Octave-frequency band [Hz]									
		Hz	Gen	63	125	250	500	1000	2000	4000	8000
L _{WA} to inlet	dBA	72	59	61	58	62	63	61	58	54	
L _{WA} to outlet	dBA	74	58	58	64	72	67	66	66	58	
L _{WA} to environment	dBA	64	48	51	59	55	53	52	49	43	

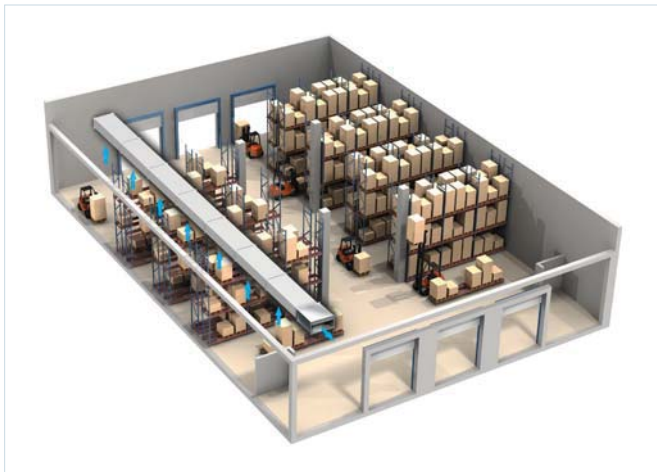
Sound-power level		Octave-frequency band [Hz]									
		Hz	Gen	63	125	250	500	1000	2000	4000	8000
L _{WA} to inlet	dBA	69	57	59	55	60	60	58	56	51	
L _{WA} to outlet	dBA	70	55	55	60	69	64	62	63	54	
L _{WA} to environment	dBA	59	40	43	54	47	47	47	41	38	


VKPF 6D 1000x500

Sound-power level		Octave-frequency band [Hz]									
		Hz	Gen	63	125	250	500	1000	2000	4000	8000
L _{WA} to inlet	dBA	80	73	68	64	74	71	72	69	66	
L _{WA} to outlet	dBA	86	70	71	71	78	78	78	75	71	
L _{WA} to environment	dBA	69	59	61	59	65	61	58	53	53	

Sound-power level		Octave-frequency band [Hz]									
		Hz	Gen	63	125	250	500	1000	2000	4000	8000
L _{WA} to inlet	dBA	76	68	62	58	66	66	67	64	60	
L _{WA} to outlet	dBA	80	64	64	67	74	75	73	67	67	
L _{WA} to environment	dBA	59	46	51	50	53	48	46	42	40	

VENTS
VKPF /
VKPI
FAN SERIES


VKPF fan warehouse ventilation example

VKPFI fan office ventilation example