

CJSX

400 °C/2h belt-driven single inlet extractor fan units



400 °C/2h extractor fan units, with motor mounted outside the airflow path. For outdoor operation in fire risk zones.

Fan:

- Galvanised sheet steel structure.
- Forward curved impeller in galvanized sheet steel.
- Approved in accordance with standard EN 12101-3, with certificate no.: 0370-CPR-0503.

Motor:

- Class F motors with ball bearings and IP55 protection.
- Motors with IE3 efficiency for powers equal to or greater than 0.75 kW, except single-phase, 2-speed and 8-pole.

- Three-phase 230/400 V 50 Hz (up to 4 kW) and 400/690 V 50 Hz (powers greater than 4 kW).
- Maximum temperature of air to be carried: S1 continuous operation -25 °C +120 °C. S2 operation, 300 °C/2h and 400 °C/2h.

Finish:

- Anti-corrosive in galvanized steel sheet.

On request:

- Fans with 2 speed motor.
- Fans with vertical outlet.

Order code



Technical characteristics

Model	Speed (r/min)	Maximum admissible current (A)			Installed power (kW)	Maximum flow rate (m³/h)	Sound pressure level dB (A)	Approx. weight (Kg)
		230V	400V	690V				
CJSX-12/6-0.75	1000	2.92	1.69		0.55	2600	68	73
CJSX-12/6-1 IE3	1100	2.82	1.62		0.75	3100	72	74
CJSX-12/6-1.5 IE3	1250	4.07	2.34		1.10	3500	75	77
CJSX-12/6-2 IE3	1300	5.41	3.11		1.50	4250	76	80
CJSX-12/6-3 IE3	1500	7.93	4.56		2.20	4800	79	85
CJSX-15/7-1 IE3	800	2.82	1.62		0.75	4000	66	92
CJSX-15/7-1.5 IE3	850	4.07	2.34		1.10	4800	69	95
CJSX-15/7-2 IE3	920	5.41	3.11		1.50	5400	71	98
CJSX-15/7-3 IE3	1000	7.93	4.56		2.20	6400	74	103
CJSX-15/7-4 IE3	1050	10.70	6.15		3.00	7400	76	106
CJSX-18/9-1.5 IE3	750	4.07	2.34		1.10	5800	68	111
CJSX-18/9-2 IE3	790	5.41	3.11		1.50	6600	70	114
CJSX-18/9-3 IE3	800	7.93	4.56		2.20	8200	73	119
CJSX-18/9-4 IE3	850	10.70	6.15		3.00	9000	76	122

Technical characteristics

Model	Speed (r/min)	Maximum admissible current (A)			Installed power (kW)	Maximum flow rate (m ³ /h)	Sound pressure level dB (A)	Approx. weight (Kg)
		230V	400V	690V				
CJSX-18/9-5.5 IE3	920	13.90	8.00		4.00	10500	80	125
CJSX-20/10-2 IE3	650	5.41	3.11		1.50	8100	66	203
CJSX-20/10-3 IE3	690	7.93	4.56		2.20	10100	69	208
CJSX-20/10-4 IE3	750	10.70	6.15		3.00	11500	72	211
CJSX-20/10-5.5 IE3	790	13.90	8.00		4.00	13100	73	214
CJSX-20/10-7.5 IE3	850		10.30	5.97	5.50	15000	75	227
CJSX-22/11-3 IE3	580	7.93	4.56		2.20	11200	67	219
CJSX-22/11-4 IE3	610	10.70	6.15		3.00	13000	69	222
CJSX-22/11-5.5 IE3	650	13.90	8.00		4.00	15000	71	225
CJSX-22/11-7.5 IE3	690		10.30	5.97	5.50	17000	73	238
CJSX-22/11-10 IE3	750		13.90	8.06	7.50	19000	75	246
CJSX-22/11-15 IE3	830		20.90	12.10	11.00	22000	77	273
CJSX-22/11-20 IE3	910		27.90	16.20	15.00	24500	79	292
CJSX-22/11-25 IE3	1000		35.10	20.30	18.50	26000	81	322
CJSX-25/13-4 IE3	520	10.70	6.15		3.00	14000	61	254
CJSX-25/13-5.5 IE3	550	13.90	8.00		4.00	17000	64	257
CJSX-25/13-7.5 IE3	590		10.30	5.97	5.50	19500	68	270
CJSX-25/13-10 IE3	620		13.90	8.06	7.50	23000	70	278
CJSX-25/13-15 IE3	690		20.90	12.10	11.00	26500	72	305
CJSX-25/13-20 IE3	750		27.90	16.20	15.00	29500	74	324
CJSX-25/13-25 IE3	810		35.10	20.30	18.50	32000	76	354
CJSX-30/14-5.5 IE3	400	13.90	8.00		4.00	21000	69	331
CJSX-30/14-7.5 IE3	425		10.30	5.97	5.50	24000	72	344
CJSX-30/14-10 IE3	460		13.90	8.06	7.50	27500	75	352
CJSX-30/14-15 IE3	500		20.90	12.10	11.00	33000	77	379
CJSX-30/14-20 IE3	550		27.90	16.20	15.00	36500	79	398
CJSX-30/14-25 IE3	600		35.10	20.30	18.50	38000	80	428



Erp. (Energy Related Products)

Information on Directive 2009/125/EC can be downloaded from the SODECA website or the QuickFan selector programme.

Accessories



INT



IAT



C2V



RPA



B



BD



BIC



ACE ACE/400



CABLE BOX



AET



CENTRAL CO



VSD3/A-RFT
- VSD1/A-RFM



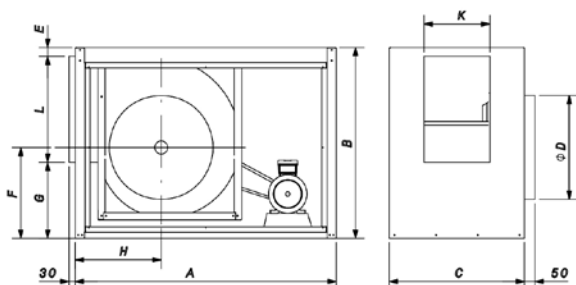
TEJ



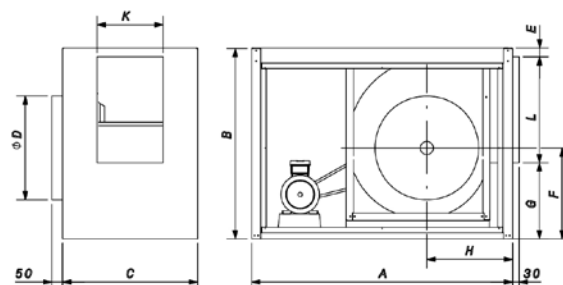
VIS

Dimensions mm

Standard supply horizontal impulsion (H) RD 90

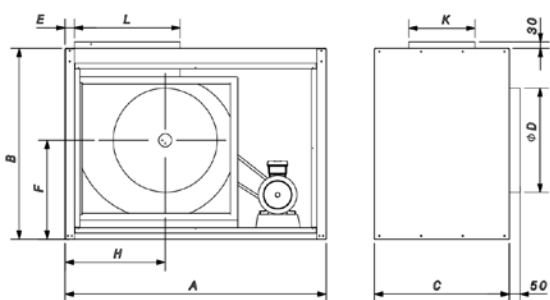


Horizontal impulsion on request (H) LG 90

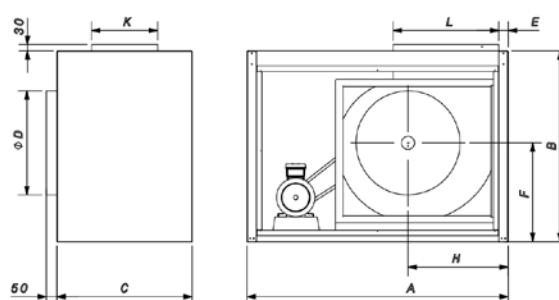


	A	B	C	ØD	E	F	G	H	K	L
CJSX-12/6-H	853	653	543	317	44	315	262	306	215	347
CJSX-15/7-H	1003	758	600	400	49	357	299	337	273	410
CJSX-18/9-H	1203	878	621	480	42	418	348	396	304	488
CJSX-20/10-H	1426	1105	729	582	91	491	407	429	334	607
CJSX-22/11-H	1573	1253	763	625	61	540	492	458	362	700
CJSX-25/13-H	1653	1286	821	703	62	579	425	479	416	799
CJSX-30/14-H	1868	1521	860	804	54	699	528	575	478	939

Vertical impulsion on request (V) RD 0



Vertical impulsion on request (V) LG 0



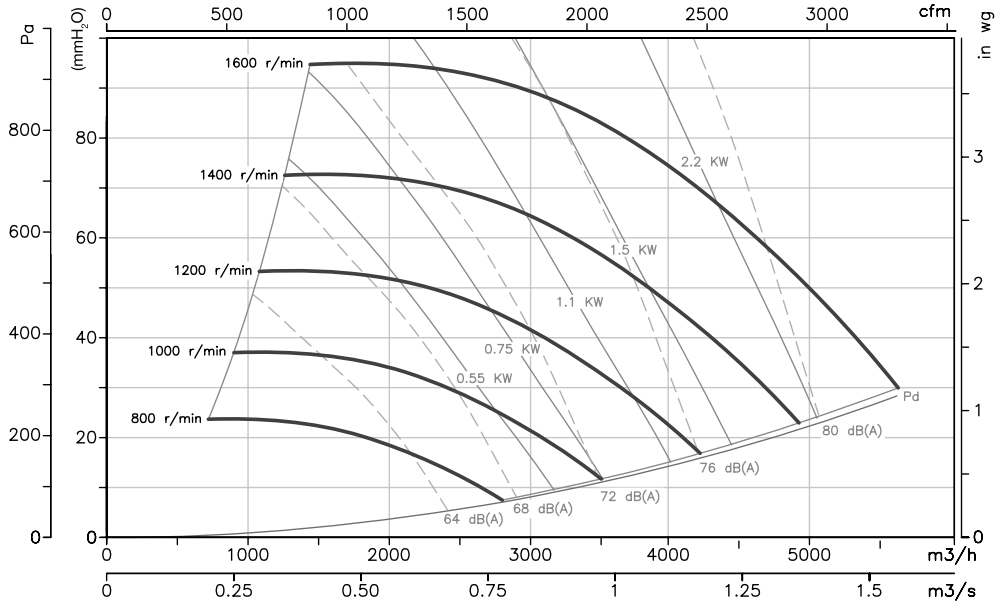
	A	B	C	ØD	E	F	H	K	L
CJSX-12/6-V	853	653	543	317	45	348	339	215	347
CJSX-15/7-V	1003	758	600	400	27	398	379	273	410
CJSX-18/9-V	1203	878	621	480	43	455	462	304	488
CJSX-20/10-V	1426	1105	729	582	91	555	615	334	607
CJSX-22/11-V	1573	1253	763	625	61	614	633	362	700
CJSX-25/13-V	1653	1286	821	703	62	700	707	416	799
CJSX-30/14-V	1868	1521	860	804	65	788	843	478	939

Characteristic curves

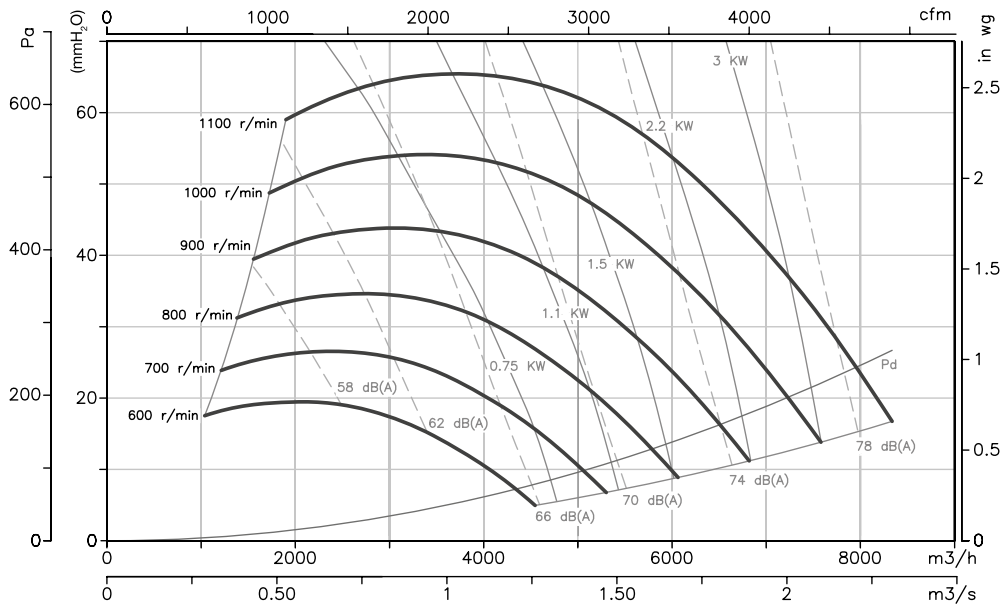
Q= Flow rate in m³/h, m³/s and cfm

Pe= Static pressure in mm H₂O, Pa and inwg

CJSX-12/6



CJSX-15/7

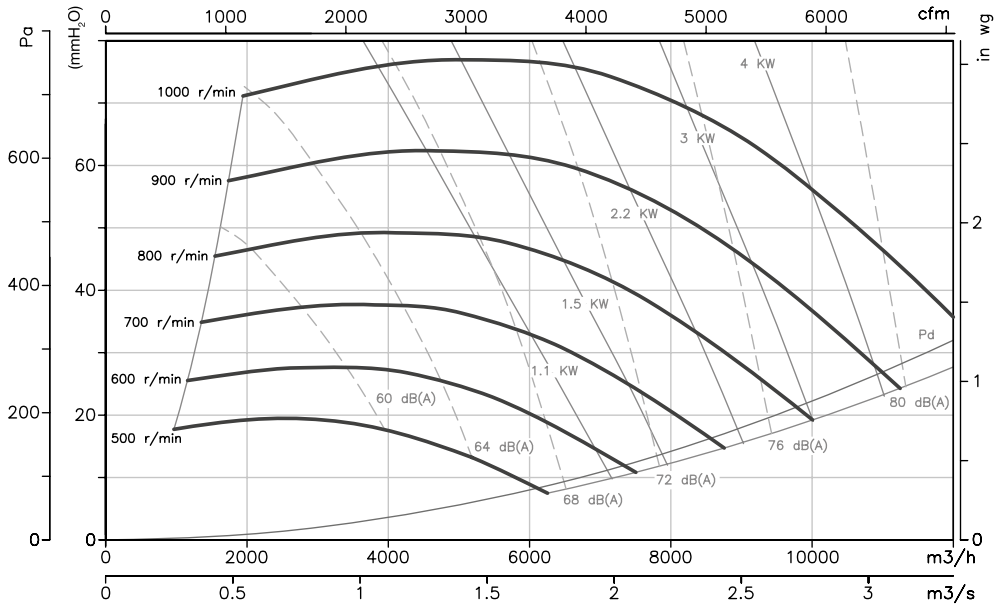


Characteristic curves

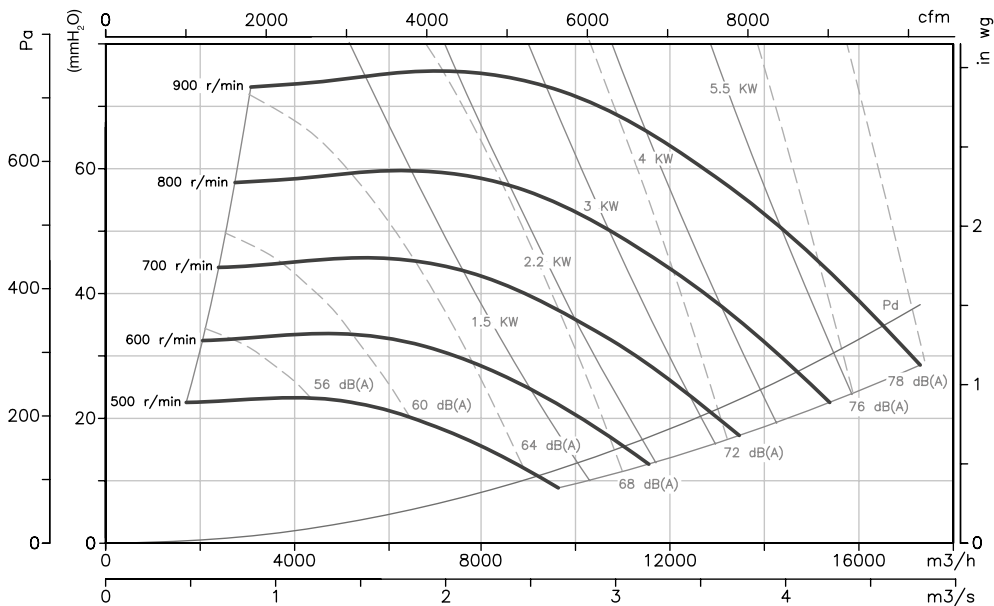
Q= Flow rate in m³/h, m³/s and cfm

Pe= Static pressure in mm H₂O, Pa and inwg

CJSX-18/9



CJSX-20/10

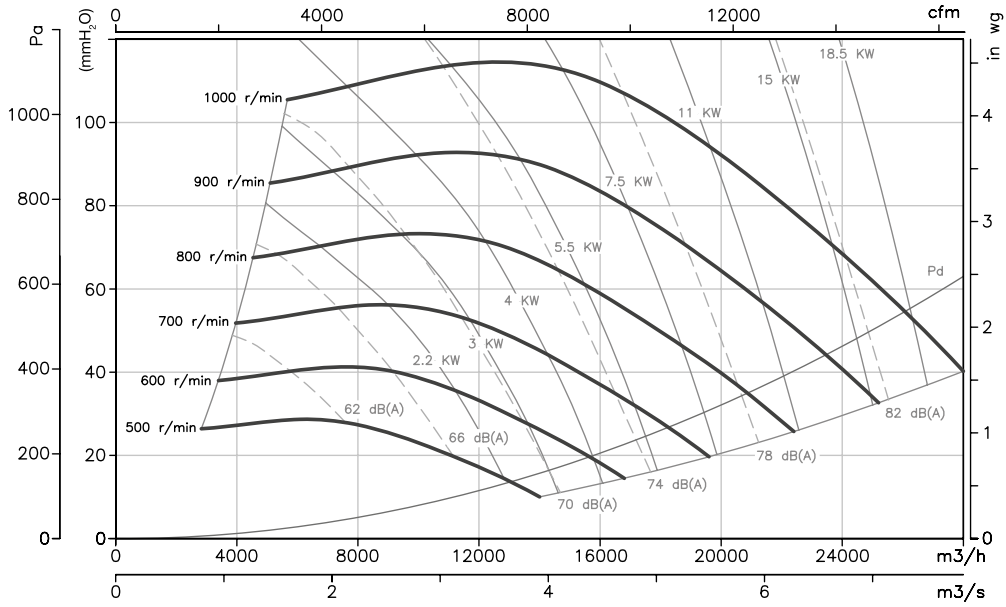


Characteristic curves

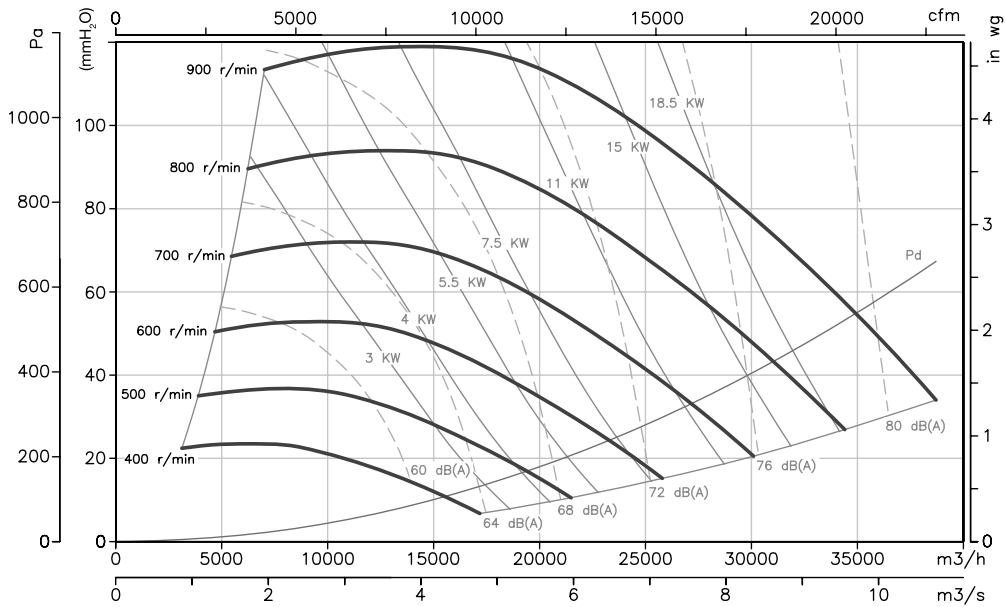
Q= Flow rate in m³/h, m³/s and cfm

Pe= Static pressure in mm H₂O, Pa and in wg

CJSX-22/11



CJSX-25/13



Characteristic curves

Q= Flow rate in m³/h, m³/s and cfm

Pe= Static pressure in mm H₂O, Pa and in wg

CJSX-30/14

