



## BDKF

### RECTANGULAR DUCT FANS / Backward Curved

#### Fan Components and Material Properties

Rectangular body is manufactured from galvanized steel sheet. The models of Bdkf 30-15 / 70-40A are made of high quality galvanized steel which is resistant to corrosion. Bdkf 70-40B / 80-50 / 100-50 models are made of aluminum sheet. All models have an external rotor motor with a closed structure and have air transport at max.40°C.

#### Fan Structure

It is designed to work between the rectangular channel. The fan blades are aerodynamically curved and provide regular flow. The fans are composed of backward sloping and infrequently arranged fins.

#### Benefits

The swing-out lid allows the product to be maintained effortlessly without removing the fan. Thanks to the aerodynamic wing structure, they work quietly. Speed can be adjusted with speed control devices.

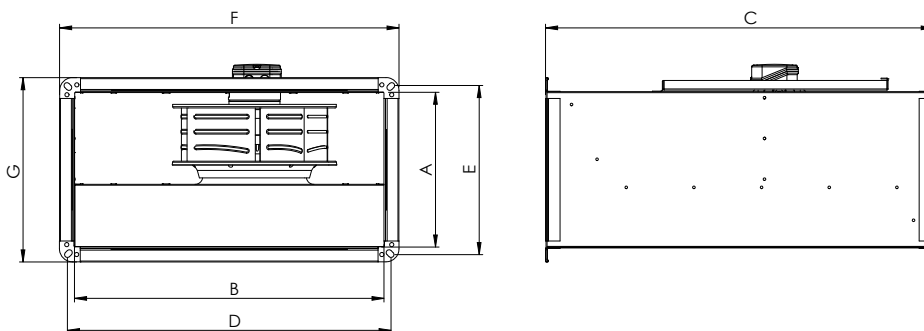
#### Speed Control

Optional control devices can be provided. Speed control can be done with linear voltage regulator in 1~ phase products (see BSC accessory). Speed control with frequency inverter can be done in 3~ phase products (see BSC-F accessory)

#### Usage Areas

It is designed to meet medium and high volume ventilation requirements in rectangular duct systems where the application area is limited.

#### Technical Drawing and Tables

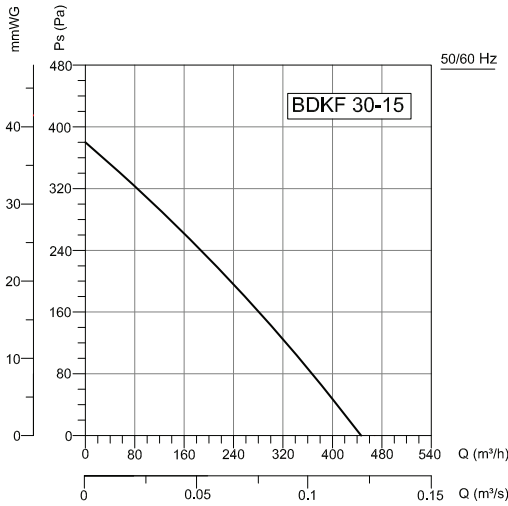


TYPE	A	B	C	D	E	F	G
BDKF 30-15	150	300	400	320	170	350	200
BDKF 40-20A	200	400	500	420	220	450	250
BDKF 40-20B	200	400	500	420	220	450	250
BDKF 50-25	250	500	565	520	270	550	300
BDKF 60-30	300	600	650	620	320	650	350
BDKF 60-35A	350	600	760	620	370	650	400
BDKF 60-35B	350	600	760	620	370	650	400
BDKF 70-40A	400	700	800	720	420	750	450
BDKF 70-40B	400	700	800	720	420	750	450
BDKF 80-50	500	800	920	820	520	850	560
BDKF 100-50	500	1000	1050	1030	530	1060	560

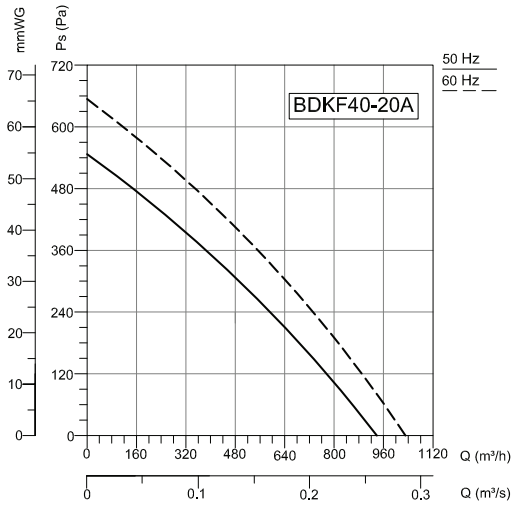
Dimensions are in (mm)

TYPE	VOLTAGE	FREQUENCY	POWER	CURRENT	CAPACITOR	SPEED	AIR FLOW	SOUND PRESSURE	INSULATION CLASS	PROTECTION CLASS	WEIGHT
	V	Hz	W	(A)	(µF)	r.p.m	m³/h	dB(A)	Ins.cl.	IP	kg
BDKF 30-15	230	50/60	75/95	0,37/0,47	2,5	2450	450	43	B	44	7
BDKF 40-20A	230	50/60	100/135	0,49/0,68	4	2650/2870	950/1030	48	B	44	10,5
BDKF 40-20B	230	50/60	130/180	0,64/0,9	5	2650	1150	54	B	44	11
BDKF 50-25	230	50/60	180/240	0,82/1,17	6	2600/2750	1610/1700	58	B	44	15
BDKF 60-30	230	50/60	160	0,9	6	1440/1730	1850/2220	50	F	44	29
BDKF 60-35A	230	50/60	140/160	0,86/0,82	6	1440/1725	2500/3000	53	F	44	31
BDKF 60-35B	230	50/60	200/270	1/1,4	8	1400/1680	3300/3900	58	F	44	32
BDKF 70-40A	230	50/60	310/440	1,55/2,2	10	1350/1550	4000/4600	56	F	44	44
BDKF 70-40B	230	50/60	500/775	2,5/3,7	10	1350/1450	5400/5800	58	F	44	46
BDKF 80-50M	230	50/60	880/1160	3,83/5,11	16	1250/1150	7000/6440	64	F	44	72
BDKF 100-50M	230	50	1550	7,3	25	1250	9600	66	F	44	84
BDKF 80-50	380 Δ/λ	50	960/530	2/1,1	-	1335/1050	7550/5950	64	F	44	66
BDKF 100-50	380Δ/λ	50	1400/900	2,7/1,7	-	1250/950	9600/7300	66	F	44	84

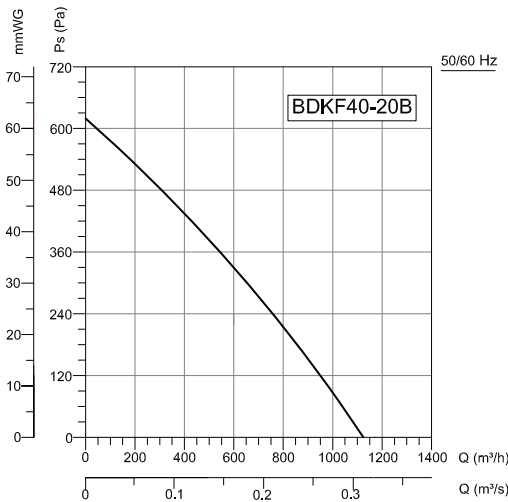
Sound Level Measured from 3m distance in room condition.



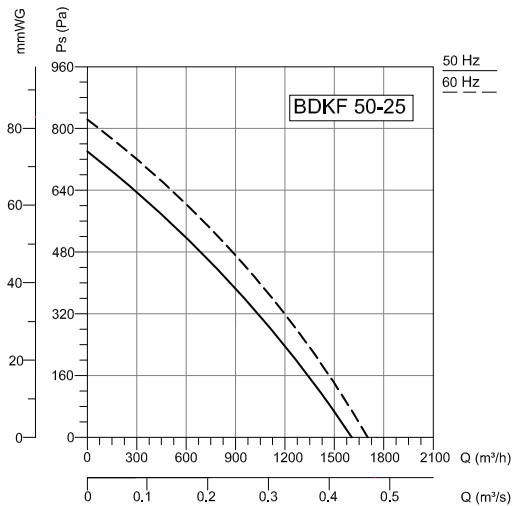
Frequency	Tot	63	125	250	500	1000	2000	4000	8000	Hz
L <sub>WA</sub> Inlet	66	44	56	64	56	55	53	47	38	dB(A)
L <sub>WA</sub> Outlet	69	48	53	66	63	61	58	51	43	dB(A)
L <sub>WA</sub> Surrounding	50	26	33	47	44	42	41	35	27	dB(A)



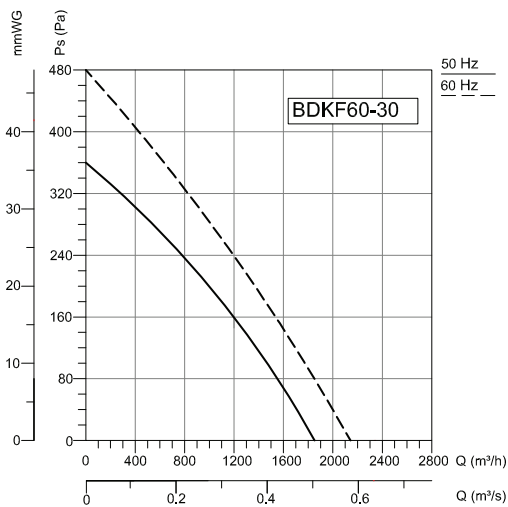
Frequency	Tot	63	125	250	500	1000	2000	4000	8000	Hz
L <sub>WA</sub> Inlet	69	44	54	66	58	61	59	55	47	dB(A)
L <sub>WA</sub> Outlet	72	44	53	67	64	63	66	61	58	dB(A)
L <sub>WA</sub> Surrounding	55	20	34	53	45	44	44	38	35	dB(A)



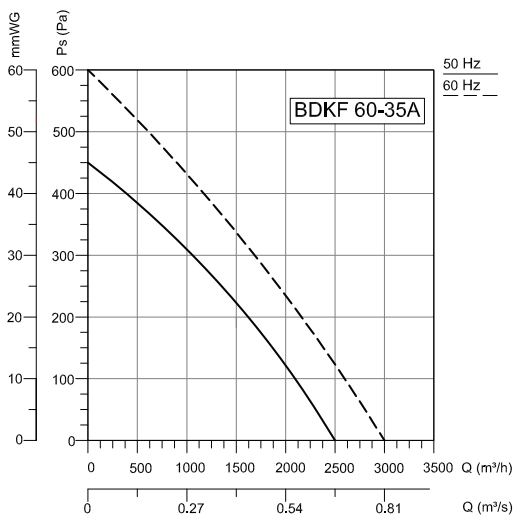
Frequency	Tot	63	125	250	500	1000	2000	4000	8000	Hz
L <sub>WA</sub> Inlet	74	50	61	69	63	67	65	63	60	dB(A)
L <sub>WA</sub> Outlet	78	51	61	70	69	70	73	67	69	dB(A)
L <sub>WA</sub> Surrounding	61	31	35	55	54	54	55	47	45	dB(A)



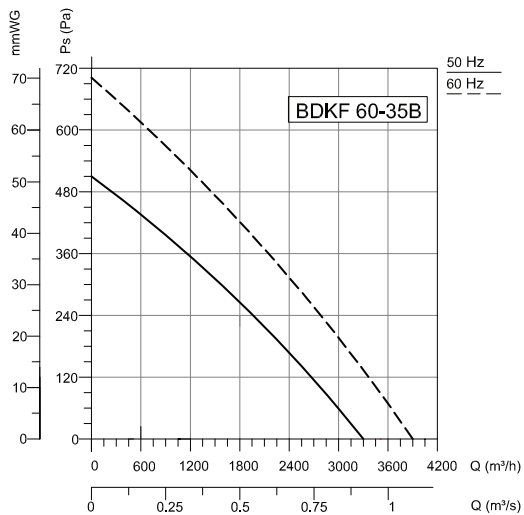
Frequency	Tot	63	125	250	500	1000	2000	4000	8000	Hz
L <sub>WA</sub> Inlet	74	50	61	67	65	68	66	63	60	dB(A)
L <sub>WA</sub> Outlet	78	51	61	69	71	71	73	67	70	dB(A)
L <sub>WA</sub> Surrounding	65	33	40	59	57	59	58	50	47	dB(A)



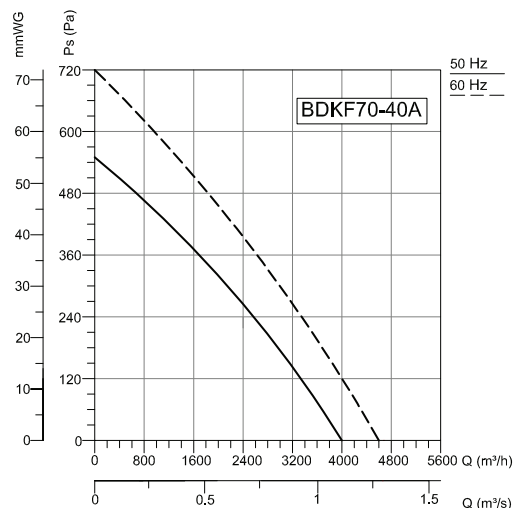
Frequency	Tot	63	125	250	500	1000	2000	4000	8000	Hz
L <sub>WA</sub> Inlet	69	50	62	64	61	62	57	52	44	dB(A)
L <sub>WA</sub> Outlet	72	49	60	65	68	65	63	58	46	dB(A)
L <sub>WA</sub> Surrounding	57	35	47	54	52	47	44	39	32	dB(A)



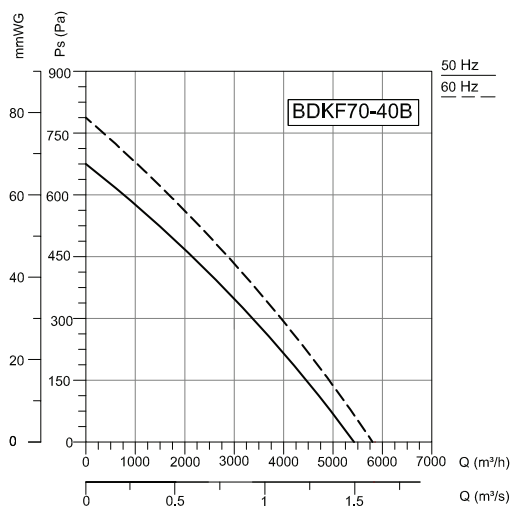
Frequency	Tot	63	125	250	500	1000	2000	4000	8000	Hz
L <sub>WA</sub> Inlet	70	50	65	61	63	60	61	56	48	dB(A)
L <sub>WA</sub> Outlet	76	54	72	68	69	68	67	62	54	dB(A)
L <sub>WA</sub> Surrounding	60	27	57	53	50	49	48	49	37	dB(A)



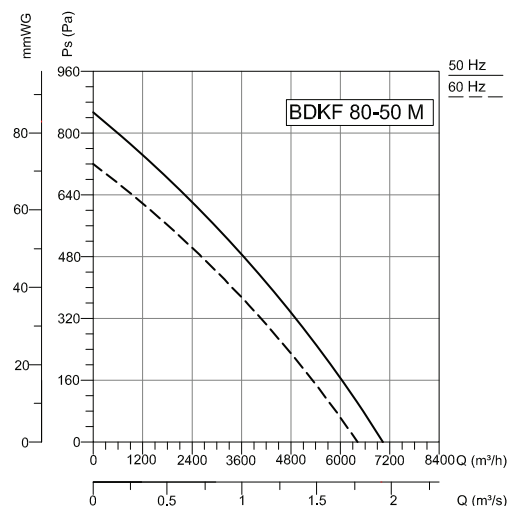
Frequency	Tot	63	125	250	500	1000	2000	4000	8000	Hz
$L_{WA}$ Inlet	95	45	65	44	43	44	47	48	7d	B()AO
$L_{WA}$ u1tlet	80	45	6S	6r	6d	6S	46	73	B()AO	
$L_{WA}$ o1iig1nB29	65	rS	4d	70	7r	7d	r3	rS	d7	B()AO



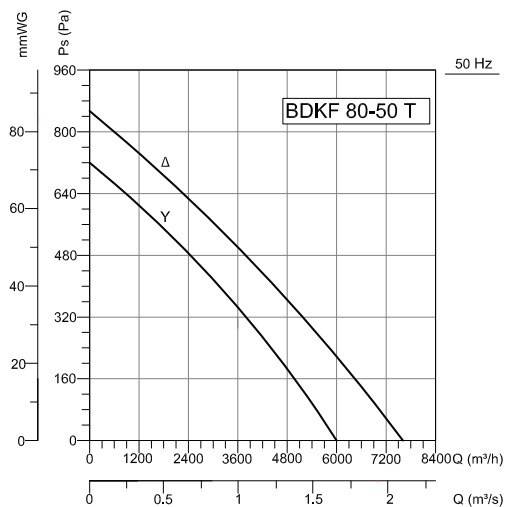
Frequency	Tot	63	125	250	500	1000	2000	4000	8000	Hz
$L_{WA}$ Inlet	93	73	43	4r	44	44	48	74	75	B()AO
$L_{WA}$ u1tlet	99	48	43	65	6S	6S	40	4S	77	B()AO
$L_{WA}$ o1iig1nB29	63	r5	45	76	78	7S	r4	d3	d7	B()AO



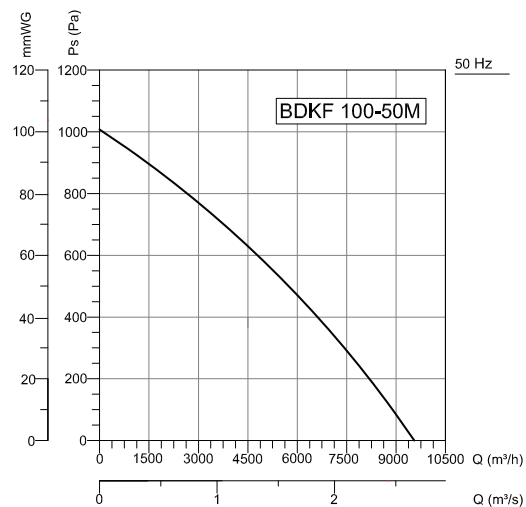
Frequency	Tot	63	125	250	500	1000	2000	4000	8000	Hz
$L_{WA}$ Inlet	95	45	65	43	40	44	44	48	78	B()AO
$L_{WA}$ u1tlet	97	45	6S	6S	6d	6r	6S	d3	77	B()AO
$L_{WA}$ o1iig1nB29	65	rS	48	73	74	74	r0	r8	d4	B()AO



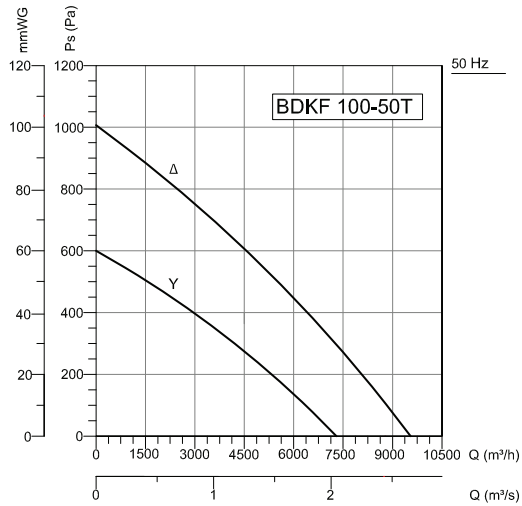
Frequency	Tot	63	125	250	500	1000	2000	4000	8000	Hz
$L_{WA}$ Inlet	97	4S	68	6S	6d	6S	6S	44	73	B()AO
$L_{WA}$ u1tlet	84	44	67	64	66	60	67	65	4S	B()AO
$L_{WA}$ o1iig1nB29	91	r7	43	4r	4S	4S	45	7r	rd	B()AO



Frequency	Tot	63	125	250	500	1000	2000	4000	8000	Hz
$L_{WA}$ Inlet	97	4S	68	6S	6d	6S	6S	44	73	B()AO
$L_{WA}$ u1tlet	84	44	67	64	66	60	67	65	4S	B()AO
$L_{WA}$ o1iig1nB29	91	r7	43	4r	4S	4S	45	7r	rd	B()AO



Frequency	Tot	63	125	250	500	1000	2000	4000	8000	Hz
$L_{WA}$ Inlet	84	65	66	64	63	63	67	6S	47	B()AO
$L_{WA}$ u1tlet	87	6S	35	3S	38	3d	35	6r	47	B()AO
$L_{WA}$ o1iig1nB29	92	73	40	4r	48	45	74	78	75	B()AO



Frequency	Tot	63	125	250	500	1000	2000	4000	8000 Hz
L <sub>WA</sub> Inlet	84	45	44	46	43	43	47	48	67 dB(A)
L <sub>WA</sub> Outlet	89	48	35	38	31	3S	35	4r	67 dB(A)
L <sub>WA</sub> ou igund29	72	73	60	6r	61	65	76	71	75 dB(A)



Μιχαήλ Καραολή 19, τκ 143 43, Ν. Χαλκηδόνα, Αθήνα  
Τηλ: 211 - 70.55.500 & 210 - 21.30.051, Fax: 210 - 22.23.283

**Accessories**

