

AIR FILTRATION
& AIR QUALITY



WE CLEAN **THE AIR**
OF THE WORLD

DÜNYANIN **HAVASINI**
TEMİZLİYORUZ

PRODUCT
CATALOGUE



AIRTECHNIC

www.airtechnic.gr

Air-Conditioning & Ventilation Components & Systems



**TESTED
CERTIFIED
QUALIFIED
PRODUCTS**

**FOR BETTER
AIR QUALITY**



AIRTECHNIC
www.airtechnic.gr

Air-Conditioning & Ventilation Components & Systems



INDEX

OUR COMPANY // ŞİRKETİMİZ	2
INTRODUCTION TO AIR FILTRATION // HAVA FİLTRASYONUNA GİRİŞ	3
INTEGRATED QUALITY MANAGEMENT POLICY / ENTEGRE KALİTE YÖNETİM POLİTİKASI	5

ÜRÜN GRUPLARI

PRE FILTERS // ÖN FİLTRELER	6
FINE FILTERS // HASSAS FİLTRELER	30
ABSOLUTE FILTERS // MUTLAK FİLTRELER	58
ACTIVATED CARBON FILTERS // AKTİF KARBON FİLTRELER	148
INDUSTRIAL FILTERS // ENDÜSTRİYEL FİLTRELER	156
EQUIPMENTS AND ACCESSORIES//EKİPMAN VE AKSESUARLAR	158

OUR COMPANY

ŞİRKETİMİZ



ABOUT US

MGT Filter was founded in 1992 in Istanbul.

We started to this journey to meet World's and Turkey needs based on the necessity of Filtration of atmospheric pollutants.

Our aim on our production and service to develop our quality efficiency and sustainability to be inside of principle of quality to sustainable efficiency.

We continue to do our best in our customer-focused activities that can produce solutions with all our stakeholders and employees and always conscious of keeping customer satisfaction at the highest level with our knowledge and experience gained over a quarter of a Century.

Our filters are used in clean rooms, hospitals and laboratories, power plants, HVAC systems in many industrial areas as worldwide thanks to our export intensity to more than 70 countries on 5 continents. Believing in importance of our

Filters and Filtration Systems will prevent Global warming and Climate change with the way of effective and proper use.

Maintain our business with the principle to leave "a cleaner world" for tomorrow.

HAKKIMIZDA

MGT Filtre, 1992 yılında İstanbul'da kuruldu.

Atmosferik kirleticilerin filtrasyonuna gereklilikten yola çıkarak, Türkiye ve dünyadaki filtre ihtiyaçlarını karşılamak için başladık.

Uluslararası standartlarda ürettiğimiz geniş ürün yelpazemizin tüm süreçlerinde, kalite verimlilik ve sürdürülebilirliği ilkesi ile gelişerek; tüm paydaşlarımız ve çalışanlarımızla çözüm üretebilen müşteri odaklı çalışmalarımızda,

Daima müşteri memnuniyetini en üst seviyede tutma bilinciyle çeyrek asrı geçen sürede kazandığımız bilgi ve tecrübelerimizle işimizi en iyi şekilde yapmaya devam ediyoruz.

Bugün beş kıtada 70 üzerinde ülkeye ihracatını yaptığımız Filtrelerimiz temiz odalarda, hastane ve laboratuvarlarda, enerji santrallerinde, HVAC sistemlerinde birçok endüstriyel alanlarda kullanılmaktadır.

Filtre ve filtrasyon sistemlerinin etkili ve doğru kullanımının, küresel ısınmaya ve iklim değişikliğine engel olacağına inanıyor, yarınlara daha temiz bir dünya bırakmak için çalışıyoruz.

INTRODUCTION TO AIR FILTRATION



THE term 'air filtration' refers to all applications in which contaminants are removed from an air flow. Having a filtering system, and therefore obtaining cleaner air, is useful for more than just comfort in homes, offices and hotels; there are other reasons for filtering the air. Technology increasingly requires rooms or work areas free of dust, smoke and odours, making it necessary to filter air in numerous industrial activities.

Pure air is essential in operating theatres, pharmaceutical laboratories, cleanrooms for electronics, data processing centers, museums, libraries, food industries and public facilities.

PRINCIPAL FEATURES

Before selecting a filter, it is important to analyse the following points: efficiency, dust accumulation capacity, pressure drop, test methods

Efficiency: This is the most important factor when selecting an air filter: measurement of the quantity of contaminant that the filter manages to remove from the air flow. It is expressed as a percentage and determined using various testing methods, described below.

Pressure Drop: This is the resistance the filter offers to the air flow, measured in water column millimetres or pascals (Pa). The value varies from filter to filter, depending on the efficiency.

Dust Accumulation Capacity: This characteristic indicates how much dust a filter can collect in the course of its lifetime, before it must be replaced. It is another important factor in evaluating a filter.

TEST METHODS

The following test methods may be used to determine the efficiency of various stages in filtering.

Gravimetric Method (sec. AFI, ASHRE 52/76).

A known quantity of synthetic dust is injected into the air flow passing through the filter to be tested. Downstream of the filter being tested is an absolute filter. The increase in the absolute filter's weight indicates the quantity of dust that has passed through the test filter, which may be subtracted to calculate the quantity of dust stopped.

D.O.P (DESH, DOS) optic method: A number of aerosols containing particles of uniform diameter measuring 0.30 microns are used as an air flow. The difference in the concentrations of these aerosols upstream and downstream of the filter to be tested, measured by a photometer, determines efficiency.

Colorimetric, Atmospheric method (sec. AFI-DUST SPOT, ASHRE 52/76): A colorimeter is used to analyse the colouring of two filter paper probes placed in a flow of atmospheric air, one downstream of it. Efficiency is calculated on the basis of the ratio between the volumes of air required to obtain the same colour in the two probes.

Sodium Flame (Na Cl) optic method: Dehydration of a 2% sodium chloride solution in water provides the test aerosol. Unlike in the D.O.P. method, the size of the particles is not uniform, but varies from 0.1 to 1.7 microns. Efficiency is determined by using a photometer to measure the difference in the intensity of the colour of the hydrogen flame in contact with the aerosol upstream and downstream of the test filter.

CURRENT CLASSIFICATIONS

The test methods listed above and applicable international standards have been adopted by the European organisations EUROVENT, which have established the following classifications for standardisation:

EN 779-2012 - 2012 classifies filters into two groups on the basis of efficiency: Grade G (efficiency < 20%). Grade M&F (efficiency from 40% to 98%)

AIR FILTERS

INTERNATIONAL CLASSIFICATION STANDARDS

Group	Designation	European Filter Class	MERV Rating	Recommended Final Pressure Drop (Pa)	Average Arrestance (Am) of Synthetic dust (%)	Average Efficiency (Em) of 0,4µ Particles (%)	Minimum Efficiency for 0,4µ Particles (%)	NEW STANDARD ISO 16890			
		EN 779-2012	ASHRAE 52.2					ISO ePM1	ISO ePM2,5	ISO ePM10	ISO COARSE
COARSE	G	G1	MERV1	250	50 ≤ Am < 65	-	-	-	-	-	-
		G2	MERV 2-4	250	65 ≤ Am < 80	-	-	-	-	-	-
		G3	MERV 5-6	250	80 ≤ Am < 90	-	-	-	-	-	> 80 %
		G4	MERV 7-8	250	90 ≤ Am	-	-	-	-	-	> 90 %
MEDIUM	M	M5	MERV 9-10	450	-	40 ≤ Em < 60	-	-	-	> 50 %	-
		M6	MERV 11-12	450	-	60 ≤ Em < 80	-	-	50-65 %	> 60 %	-
FINE	F	F7	MERV 13	450	-	80 ≤ Em < 90	35	50-65 %	65-80 %	> 85 %	-
		F8	MERV 14	450	-	90 ≤ Em < 95	55	65-80 %	> 80 %	> 90 %	-
		F9	MERV 15	450	-	95 ≤ Em	70	> 80 %	> 95 %	> 95 %	-

Group	EN 1822				Integral Value of Efficiency in the MPPS in %	Integral Value of Penetration in the MPPS in %	Local Value of Efficiency in the MPPS in %	Local Value of Penetration in the MPPS in %	Local Value of Efficiency in the MPPS in %
Suspended	E	E10	MERV 16	600	≥ 85	≥ 15	-	-	-
		E11	NA	600	≥ 95	≥ 5	-	-	-
		E12	NA	600	≥ 99.5	≥ 0.5	-	-	-
	H	H13	NA	600	≥ 99.95	≥ 0.05	≥ 99.75	≥ 0.25	≥ 99.75
		H14	NA	600	≥ 99.995	≥ 0.005	≥ 99.975	≥ 0.025	≥ 99.975
	U	U15	NA	600	≥ 99.9995	≥ 0.0005	≥ 99.9975	≥ 0.0025	≥ 99.9975
		U16	NA	600	≥ 99.99995	≥ 0.00005	≥ 99.99975	≥ 0.00025	≥ 99.99975
	U17	NA	600	≥ 99.999995	≥ 0.000005	≥ 99.99999	≥ 0.0001	≥ 99.99999	

TEST UNITS & CERTIFICATION

TEST ÜNİTELERİ & SERTİFİKALAR



Kiwa Certificate

Eurovent Certificate



INTEGRATED QUALITY MANAGEMENT POLICY

ENTEĞRE KALİTE YÖNETİM POLİTİKASI

OUR PHILOSOPHY

MGT Filter, an international brand, is committed to being a leader in capturing universal standards by adhering to the principle of preserving excellence in detail.

MGT Filter Family uses high quality raw materials in a systematic structure with high quality human power by using quality new technology together with quality managers; to serve 5 continental countries using contemporary marketing techniques.

OUR VISION

As a highly regarded, highly active and customer focused brand, the quality of our country is to represent our country in production, sales and marketing, primarily in the national and international filter sector. With the strength of its international success, it aims to maximize its filter by consolidating its market place from day to day.

The national and international laws have adopted the principle of working with zero accidents on occupational health and safety, using energy efficiently, protecting the environment balance and natural resources by carrying out the necessary studies and investments in environmental and work safety issues by adhering to the standards in the regulations.

OUR MISSION

Established to meet the world's filter needs, MGT is to become a leading filter manufacturer by providing innovative solutions to its customers by following global developments in filter technology and ensuring sustainability through human and environmentally friendly production. MGT is the best representation of our country in the world as a brand. By protecting the consumers from the effects of the global developments in the world, we have made the mission of introducing the country by offering them the highest quality products and services.

FELSEFEMİZ

Uluslararası bir marka olan MGT Filtre, mükemmellik detaylarda saklıdır ilkesine bağlı kalarak evrensel standartları yakalamayı, konusunda lider olmayı prensip edinmiştir.

MGT Filtre Ailesi, kaliteli yöneticilerle birlikte kaliteli yeni teknolojiyi kullanarak, kaliteli insan gücüyle sistematik bir yapı içerisinde kaliteli hammadde kullanarak; çağdaş pazarlama teknikleri kullanarak 5 kıtadaki ülkelere hizmet vermektedir.

VİZYONUMUZ

Kalitesi dünya tarafından kabul görmüş, son derece aktif ve müşteri odaklı bir marka olarak ulusal ve uluslararası filtre sektöründe ön sıralarda olmak üzere üretim, satış ve pazarlamada ülkemizi temsil etmektedir.

Uluslararası başarısının verdiği güçle, pazardaki yerini günden güne sağlamlaştırarak filtre konusunda zirveyi hedeflemektedir.

Ulusal ve uluslararası yasalara, yönetmeliklere standartlara bağlı kalarak çevre ve iş güvenliği konularında gereken çalışmaları ve yatırımları yaparak, iş sağlığı ve güvenliği konusunda sıfır kaza ilkesiyle çalışmayı, enerjiyi verimli kullanmayı, çevresel dengeyi ve doğal kaynakları korumayı ilke edinmiştir.

MİSYONUMUZ

Dünyadaki filtre ihtiyaçlarını karşılamak üzere kurulan MGT filtre teknolojisinde global gelişmeleri izleyerek müşterilerine yenilikçi çözümler sunup, insan ve çevreye duyarlı üretim anlayışıyla sürdürülebilirliği sağlayıp lider bir filtre üretici olmaktadır.

MGT markası olarak ülkemizi dünyada en iyi şekilde temsil etmektedir. Dünyada yaşanan küresel gelişmelerin etkilerinden tüketicilerimizi koruyarak onlara en kaliteli ürün ve hizmeti sunarak ülke tanıtımını da misyon edinmiştir.

PRE FILTERS ÖN FİLTRELER

AIR FILTRATION
& AIR QUALITY



AIR FILTERS

INTERNATIONAL CLASSIFICATION

COARSE EN 779-2012 & ISO 16890

Group	Designation	European Filter Class	MERV Rating	Recommended Final Pressure Drop (Pa)	Average Arrestance (Am) of Synthetic dust (%)	NEW STANDARD ISO 16890
		EN 779-2012	ASHRAE 52.2			ISO COARSE (%)
COARSE	G	G1	MERV 1	250	$50 \leq A_m < 65$	-
		G2	MERV 2-4	250	$65 \leq A_m < 80$	>50
		G3	MERV 5-6	250	$80 \leq A_m < 90$	>80
		G4	MERV 7-8	250	$90 \leq A_m$	>90

SYNTHETİK RULO FİLTRELER

GLASS FIBER ROLL FILTERS

PANMET METAL FILTERS

PANFIL DISPOSABLE PLEATED

PANFIL PLEATED METAL FRAME

PREBAG POCKET FILTERS

SENTETİK RULO FİLTRELER

CAM ELYAF RULO FİLTRELER

PANMET METAL FİLTRELER

PANFİL TEK KULLANIMLIK FİLTRELER

PANFİL PİLELİ METAL ÇERÇEVELİ FİLTRELER

PREBAG CEPLİ FİLTRELER

ROLL FILTERS RULO FİLTRELER

Synthetic Roll Filters
Sentetik Rulo Filtreler



DESCRIPTION

Randomly arranged fine glass fibers with increasing density in direction to clean air side standard air intake side green/clean air side white.

APPLICATIONS

The primary filter ventilation and air conditioning systems.

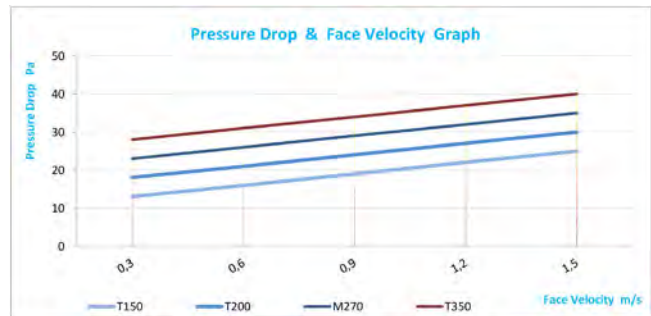
AÇIKLAMALAR

Rastgele ince cam elyaf liflerden artan yoğunlukta oluşturulmuş. Standart olarak Hava emiş tarafı yeşil / temiz hava çıkış tarafı beyaz.

UYGULAMALAR

Havalandırma ve iklimlendirme sistemlerinde birincil filtre.

Filter Class	EN 779-2012	G3	G4
Filtre Sınıfı	ISO 16890-COARSE	>80	>90
Average Efficiency	EN 779-2012	80%	90%
Ortalama Verimlilik	ISO 16890-COARSE	>80%	>90%
Max.Working Temperature	90 ° C		
Max.Çalışma Sıcaklığı			
Relative Humidity	100%		
Bağıl Nem			
Advisable Cross Speed	1,5 m/sn		
Tavsiye Edilen Hava Hızı			
Rec. Final Pres. Drop Acc.	EN 779-2012	250 Pa.	
Tav. Edilen Son Basınç Düşümü	ISO 16890	200 Pa.	
Flame Resistance	F1 DIN 53438		
Alev Direnci			
Filter Stage	I - II		
Filtre Kademesi			



Filter Code	Filter Class EN 779-2012	Average Arrastance	Filter Class ISO 16890	Filter Weight gr / m ²	thickness mm	Initial P.D. Pa.	Final P.D. Pa.	Dust Holding Capacity gr/m ²
T150	G3	80%	ISO COARSE 80%	150	8-10	25	200 - 250	350
T200	G3	85%	ISO COARSE 85%	200	15-18	30	200 - 250	400
M270	G4	90%	ISO COARSE 90%	270	18-20	35	200 - 250	450
T350	G4	95%	ISO COARSE 95%	350	20-22	40	200 - 250	480

ROLL FILTERS RULO FİLTRELER

Synthetic Roll Filters
Sentetik Rulo Filtreler



DESCRIPTION

- Termobonded non-woven, made from 100% synthetic fiber
- Graded structured
- Waxed and air outlet direction PVC mesh

APPLICATIONS

Wet particulate arrestance in fine-filtration, varnishing and paint spray applications.

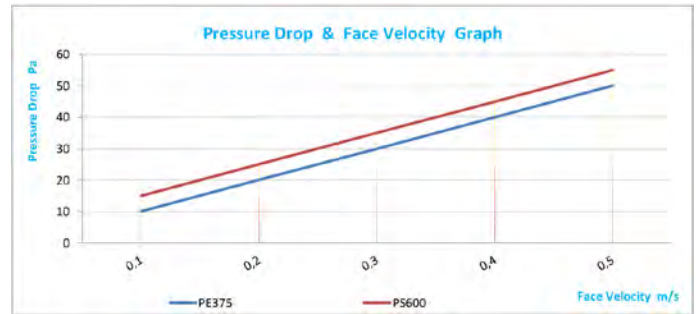
AÇIKLAMALAR

- Isıl işlem dokusuz 100% senetik liflerden imal edilmiştir
- Kademeli yapıda
- Mumlu ve hava çıkış yönü PVC telli

UYGULAMALAR

Hassas filtrasyon ıslak partikül yakalama, vernik ve boya püskürtme uygulamalarında kullanılır.

Filter Class	EN 779-2012 M5	
Filtre Sınıfı	ISO 16890	ePM10
Average Efficiency	EN 779-2012 60 %	
Ortalama Verimlilik	ISO 16890	ePM10 > 50%
Max.Working Temperature	90 ° C	
Max.Çalışma Sıcaklığı		
Relative Humidity	100%	
Bağıl Nem		
Advisable Cross Speed	0,25 m/sn	
Tavsiye Edilen Hava Hızı		
Rec. Final Pres. Drop Acc.	EN 779-2012	450 Pa.
Tav. Edilen Son Basınç Düşümü	ISO 16890	300 Pa.
Flame Resistance	F1 DIN 53438	
Alev Direnci		
Filter Stage	I - II	
Filtre Kademesi		



Filter Code	Filter Class EN 779-2012	Average Arrestance	Filter Class ISO 16890	Filter Weight gr / m ²	thickness mm	Initial P.D. Pa.	Final P.D. Pa.	Dust Holding Capacity gr/m ²
PE375	M5	60%	ePM10 > 50%	375	20-22	25	300 - 450	370
PS600	M5	60%	ePM10 > 50%	600	20-25	30	300 - 450	400

ROLL FILTERS

RULO FİLTRELER

Glass Fiber Roll Filters
Cam Elyaf Rulo Filtreler



DESCRIPTION

Randomly arranged fine glass fibers with increasing density in direction to clean air side standard air intake side green/clean air side white.

APPLICATIONS

Wet particulate arrestance in pre-filtration, varnishing and paint spray applications.

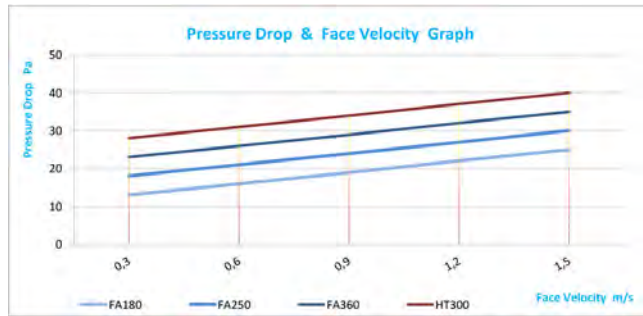
AÇIKLAMALAR

Rastgele ince cam elyaf liflerden artan yoğunlukta oluşturulmuş. Standart olarak Hava emiş tarafı yeşil / temiz hava çıkış tarafı beyaz.

UYGULAMALAR

Ön filtrasyon ıslak partikül yakalama, vernik ve boya püskürtme uygulamalarında kullanılır.

Filter Class	EN 779-2012	G3	G4
Filtre Sınıfı	ISO 16890-COARSE	>80	>90
Average Efficiency	EN 779-2012	80%	90%
Ortalama Verimlilik	ISO 16890-COARSE	>80%	>90%
Max.Working Temperature		100 ° C	
Max.Çalışma Sıcaklığı			
Relative Humidity		100%	
Bağıl Nem			
Advisable Cross Speed		G3 G4 1,5 m/sn	
Tavsiye Edilen Hava Hızı			
Rec. Final Pres. Drop Acc.	EN 779-2012	250 Pa.	
Tav. Edilen Son Basınç Düşümü	ISO 16890	200 Pa.	
Flame Resistance		F1 DIN 53438	
Alev Direnci			
Filter Stage		I	
Filtre Kademesi			



Filter Code	Filter Class EN 779-2012	Average Arrastance	Filter Class ISO 16890	Filter Weight gr / m ²	thickness mm	Initial P.D. Pa.	Final P.D. Pa.	Dust Holding Capacity gr/m ²
FA180	G3	80%	ISO COARSE 80%	180	30-40	25	250	350
FA250	G3	90%	ISO COARSE 80%	250	50-60	30	250	400
FA360	G4	90%	ISO COARSE 90%	360	90-100	35	250	450

ROLL-MATIC FILTERS RULO-MATİK FİLTRELER

Glass Fiber Roll Filters
Cam Elyaf Rulo Filtreler



SPARE GLASS FIBER
ROLL FILTERS FOR ROLL-MATIC

ROLL-MATİK İÇİN YEDEK
CAM ELYAF RULO FİLTRELER

DESCRIPTION

Automatic roll filters are made of elastic glass fiber material of progressive construction. This means that the fibers are increasing in density in direction to the clean on side "when the roller reaches the pollution pressure, used by opening clean side used by opening clean side"

APPLICATIONS

Used as prefilter in industrial production areas. It reduces operating costs and provides high efficiency.

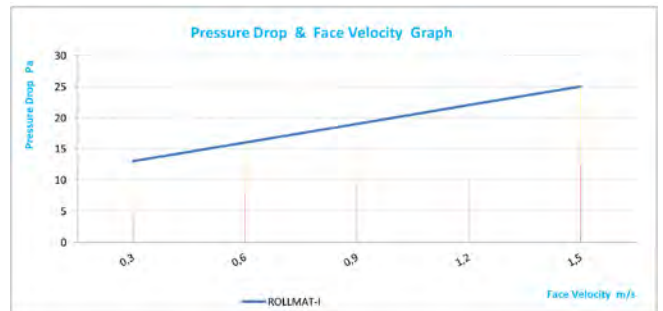
AÇIKLAMALAR

Otomatik rulo filtreler esnek yapıda cam elyaf liflerden oluşan malzemedendir yapılmıştır. Elyaflar temiz yönde yoğunluğu artan yapıdadır. Rulo kirlilik basıncına ulaştığında temiz tarafı açılarak kullanılır.

UYGULAMALAR

Endüstriyel üretim alanlarında ön filtre olarak kullanılır. İşletme maliyetlerini düşürür ve yüksek verimlilik sağlar.

Filter Class	EN 779-2012	G3
Filtre Sınıfı	ISO 16890-COARSE	>80
Average Efficiency	EN 779-2012	80 %
Ortalama Verimlilik	ISO 16890-COARSE	>80%
Max.Working Temperature	120 °C	
Max.Çalışma Sıcaklığı		
Relative Humidity	100%	
Bağıl Nem		
Advisable Cross Speed	1,5 m/sn	
Tavsiye Edilen Hava Hızı		
Rec. Final Pres. Drop Acc.	EN 779-2012	250 Pa.
Tav. Edilen Son Basınç Düşümü	ISO 16890	200 Pa.
Filter Stage	I	
Filtre Kademesi		
Roll Size	536-836-1141-1446-1751-1950-	
Rulo Ölçüleri	2010-2056 mm	



Filter Code	Filter Class EN 779- 2012	Average Efficiency	Filter Class ISO 16890	Filter Weight gr / m ²	thickness mm	Initial P.D. Pa.	Final P.D. Pa.	Dust Holding Capacity gr/m ²
ROLLFILTER-4INC1160	G3	90%	ISO COARSE 80%	290	60	48	250	350

ROLL-MATIC FILTERS

RULO-MATİK FİLTRELER

Synthetic Fiber Roll Filters
 Sentetik Elyaf Rulo Filtreler



DESCRIPTION

Automatic roll filters are made of elastic synthetic filter media reinforced a mesh support. This filter medium has a progressive structure, which means that the density of fibers is increasing towards the clean air side. This progressive structure ensures a high dust holding capacity and guaranteed efficiency.

APPLICATIONS

Used as prefilter in industrial production areas. It reduces operating costs and provides high efficiency.

ADVANTAGES

High dust holding capacity. High performance with low pressure drop. Strong against high bursting pressure.

AÇIKLAMALAR

Otomatik rulo filtreler esnek yapıda sentetik elyaf malzemeden yapılmış hava çıkış yönü örgü desteği ile güçlendirilmiştir. Filtre malzemesi lif yoğunluğu anlamında ilerleyen bir yapıya sahiptir. Bu kademeli yapı yüksek toz tutma kapasitesi ve verimliliği garantiler.

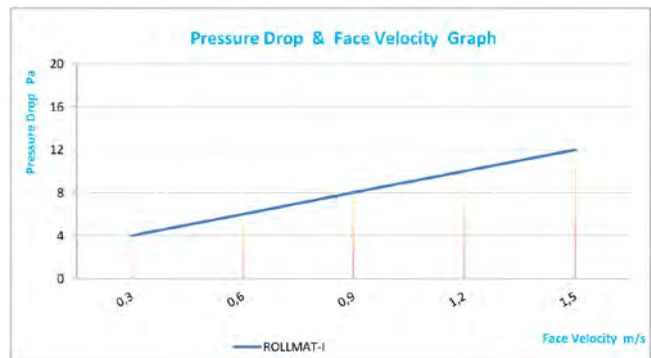
UYGULAMALAR

Endüstriyel üretim alanlarında ön filtre olarak kullanılır. İşletme maliyetlerini düşürür ve yüksek verimi sağlar.

AVANTAJLARI

Yüksek toz tutma kapasitesi.
 Düşük basınç kaybı ile yüksek performans.
 Yüksek patlama basıncına karşı güçlü.

Filter Class	EN 779-2012	G3
Filtre Sınıfı	ISO 16890-COARSE	>80
Average Efficiency	EN 779-2012	80 %
Ortalama Verimlilik	ISO 16890-COARSE	>80%
Max. Working Temperature	80 °C	
Max. Çalışma Sıcaklığı		
Relative Humidity	100%	
Bağıl Nem		
Advisable Cross Speed	1,5 m/sn	
Tavsiye Edilen Hava Hızı		
Rec. Final Pres. Drop Acc.	EN 779-2012	250 Pa.
Tav. Edilen Son Basınç Düşümü	ISO 16890	200 Pa.
Flame Resistance	F1 DIN 53438	
Alev Direnci		
Filter Stage	I	
Filtre Kademesi		
Roll Size	536-836-1141-1446-1751-1950-	
Rulo Ölçüleri	2010-2056 mm	



Filter Code	Filter Class EN 779-2012	Average Efficiency	Filter Class ISO 16890	Filter Weight gr / m ²	thickness mm	Initial P.D. Pa.	Final P.D. Pa.	Dust Holding Capacity gr/m ²
ROLLFILTER-4INC-1160	G3	85%	ISO COARSE 80%	210	10	12	250	350

ROLL-MATIC RULO-MATİK



DESCRIPTION

The advantage of a roll filter with automatic unwound of the filter media is its compact dimensions in comparison with its working autonomy. In fact, the spaces required for lodging the filter media rolls can vary from 20% for small filters to 10% for big filters of the total filter surface. This technical conception is due to its rational mechanical construction and to the compressibility characteristics of the employed filter media that allows to realize rolls with reduced diameters but in the same time with maximum unwindings to ensure a long autonomy of operation even at hard working conditions.

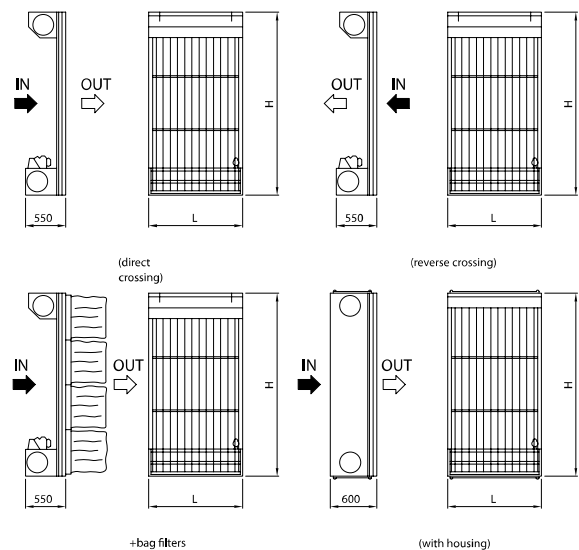
AÇIKLAMALAR

Filtre ortamının otomatik olarak çözülmüş bir rulo filtrenin avantajı, çalışma özerkliğine kıyasla kompakt boyutlarıdır. Aslında, filtre rulolarını yerleştirmek için gereken boşluklar küçük filtreler için %20 büyük filtreleri için %10 arasında değişmektedir. Bu teknik anlayış, rasyonel mekanik yapısından ve düşük çaplı rulolarla gerçekleştirilmesine izin veren, aynı zamanda zorlu çalışma koşullarında bile uzun bir çalışma özerkliği sağlamak için maksimum tek sargılarla aynı anda maksimum sargılarla gerçekleştirilebilen kullanılan filtre ortamının sıkıştırılabilirlik özelliklerinden kaynaklanmaktadır.

Filter Code	Filter Class EN 779-2012	Average Arrastance	Filter Weight gr / m ²
RMROLL-SYT	G3	86%	210

thickness mm	Initial P.D. Pa.	Final P.D. Pa.	Dust Holding Capacity gr/m ²
15	12	250	350

Filter Class	EN 779-2012	G3
Filtre Sınıfı	ISO 16890-COARSE	>80
Average Efficiency	EN 779-2012	80%
Ortalama Verimlilik	ISO 16890-COARSE	>80%
Max.Working Temperature	80 - 120 °C	
Max.Çalışma Sıcaklığı		
Relative Humidity	100%	
Bağıl Nem		
Advisable Cross Speed	1,5 m/sn	
Tavsiye Edilen Hava Hızı		
Rec. Final Pres. Drop Acc.	EN 779-2012	250 Pa.
Tav. Edilen Son Basınç Düşümü	ISO 16890	200 Pa.
Flame Resistance	F1 DIN 53438	
Alev Direnci		
Filter Stage	I - II	
Filtre Kademesi		





**High Temperature Filters/
Glassfibre Filter Media HT300**

Progressively structured filtermedia composed of finest glass fibers, bonded with a high temperature resistant resin for the filtration dust particles.

Application: Filtration of intake and circulating air in spray and drying booths.

Thickness : 50mm

Filterclass : G4

Resetant up to 300°C



Hydropaint Collector

Progressively structured glassfibre filtermedia impregnated throughout with a harmless gel especially designed for the filtration of fine and dry water based overspray particles.

Application: Filtration of water based overspray particles in spray booths of the surface treatment.

Thickness: 75mm

Efficiency: 98,5 %



**Synthetic Filter Media
ASIHT200**

Progressively structured filtermedia composed of synthetic fibers, bonded with a high temperature binder for the filtration of fine dust particles.

Application: Filtration of the intake and circulating air in spray and drying booths. Thickness: 15mm

Filterclass: F5

Resetant up to 200°C



Hydropaint Collector

Progressively structured glass fibre filter media impregnated throughout with a harmless gel for the filtration of coarse dust particles

Application: As a preliminary filter for the filtration of coarse dust particles in general ventilation and air conditioning equipment.

Thickness: 25 / 50 / 100mm

Efficiency: G2 - G4



Paint Collector

Progressively structured glassfibre filter media especially designed for the filtration of solvent based paint and lacquer particles.

Application: Filtration of solvent based paint and lacquer particles in spray booths of the surface-treatment.

Thickness: 25 / 50 / 75 / 100mm

Efficiency: 90 - 98 %



Dust Collector 5"

Progressively structured glass fibre filtermedia impregnated throughout with a harmless gel for the filtration of large quantities of coarse dust particles. Application: As a machine protection particularly installed as a preliminary filter of gas-turbines, on vessels and further industrial installations.

Thickness: 100mm

Efficiency: G4



Blue-Pol

100% Polyester construction cleans easily with water available in rolls and pre-cuts (12mm and 25mm) cuts to full size of opening with scissors eliminating air by-pass

Rigid construction-needs no frame

Low resistance to air flow

Fibers are unaffected by moisture

Safe to handle-no fiberglass or sharp edges

Bi-directional air flow 80-90%

dust retention

Flame Retardent-self extinguishing



Dust Collector 5"

Progressively structured glass fibre filter media especially designed for the filtration of mist particles in environments with an extremely high atmospheric humidity. Fibres banded with a particularly humidity resistant binder.

Application: Mist filtration in gas turbine power stations, on offshore platforms, sea coast areas and behind air washers.

Thickness: 75mm

Efficiency: 99,8 %

CARDBOARD PAINT SPRAY FILTER BOYA TUTUCU KARTON FİLTRE



Cardboard filter pads has been specially designed to fit spray booths both horizontally and vertically. The filter has a V-shaped design, with holes perfectly aligned. Cardboard filter pads have the advantage of 3-5 times higher paint storage capacity than regular filter medias (approximately 18 kg/m²). The folded filters consist of recyclable cardboard. They are drawn to their proper size not until the installation takes place. Therefore storage and transportation costs are very low.

Karton panel filtreler püskürtme kabinlerine yatay ve dikey olarak yerleştirmek için tasarlanmıştır. Filtredeki delikler düzgün bir şekilde hizalanıp V şeklinde bir tasarıma sahiptir. Karton filtreler normal filtre ortamlarına göre 3-5 kat yüksek boya tutma kapasitesine sahiptir. (Yaklaşık olarak 18kg/m²) Katlanmış filtreler geri dönüştürülebilir kartondan oluşur. Kurulum gerçekleşene kadar uygun boyutlara göre çizilirler. Bu nedenle depolama ve nakliye maliyetleri çok düşüktür.

Filter Code	Width cm	Area m ²	Pleats	Thickness mm	Average Separation Rate	Recommended Max. Pressure Drop	Velocity m/sec.	Pressure Drop (Pa)
							0,25	8
Point Paper 75	75	10	270	65	80-98%	128	0,50	20
Point Paper 90	90	10	290	65	80-98%	128	0,75	30
Point Paper 100	100	10	360	65	80-98%	128	1,00	40

FILTER CELL HT300

Fırın Filtresi



Progressively structured filter media composed of finest glass fibers, bonded with a high temperature resistant binder. Converted into finished filter cells by aluminium stretcher grids.

Application: Filtration of in take and circulating air in spray and drying booths.

Devamlı olarak filtre medyası yüksek sıcaklığa maruz kalıp, cam elyaftan yapılmıştır. Gergin alüminyum ızgaraları ile bitmiş filtre hücrelerine dönüştürülür.

Uygulama: Sprey ve kurutma kabinlerinde hava sirkülasyonunu içeri alma ve filtrelenmesi.

Code	Size W x L x D	Filter Class EN 779-2012	Filter Area m ²
HT300XAFL2	0240-0480-014	G4	0,12
HT300XAFL2	0480-0480-014	G4	0,24
HT300XAFL2	0595-0595-014	G4	0,35
HT300XAFL2	0610-0610-014	G4	0,37

PANMET

Metal Filters
Metal Filtreler



PM3GOGL2-0592-0592-048

APPLICATIONS

- Washable for repeated use
- Low pressure drop
- High temperature
- Corrosive environments
- Large bulky contaminants
- Oil mist or grease separation

UYGULAMALAR

- Yinelenen kullanım için yıkanabilir
- Düşük basınç
- Yüksek sıcaklık
- Aşındırıcı ortamlar
- Büyük kirli kontaminantlar
- Yağ buharı veya yağ ayırımında kullanılır
- Büyük kirli kontaminantlar
- Yağ buharı veya yağ ayırımında kullanılır

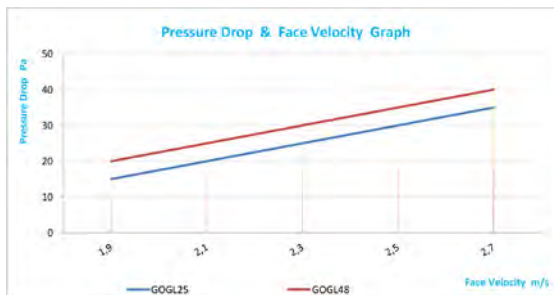
FILTER CODE STRUCTURE FİLTRE KOD YAPISI

Filter Type Filtre Tipi	PM PANMET	
Filter Class EN 779-2012 Filtre Sınıfı EN 779-2012	3	EN 779-2012 G3 ISO 16890 COARSE>80
Filter Frame Filtre Çerçevesi	G	Galvanized Galvaniz
Filter Media Filtre Malzemesi	OG	Galvanized Wire Galvaniz Örgü Telli
Filter Modelling Filtre Modeli	L	Straight Model Düz Model
Filter Modelling Filtre Modeli	2	Double Mesh Çift Tarafı Telli
Filter Size Filtre Ölçüsü	0592-0592-048	

TECHNICAL SPECIFICATIONS TEKNİK ÖZELLİKLER

Filter Class Filtre Sınıfı	EN 779-2012	G2	G3
Average Efficiency Ortalama Verimlilik	EN 779-2012	50%	80%
	ISO 16890-COARSE	>50%	>80%
Max.Working Temperature Max.Çalışma Sıcaklığı	200 °C		
Relative Humidity Bağıl Nem	100%		
Rec. Final Pres. Drop Acc. Tav. Edilen Son Basınç Düşümü	EN 779-2012	250 Pa.	
	ISO 16890	200 Pa.	
Flame Resistance Flame Resistance	F1 DIN 53438		
Filter Stage Filtre Kademesi	I		

PRESSURE DROP&FACE VELOCITY GRAPH



PANMET Series Technical Data
PANMET Serisi Teknik Veri

Code	Size W x L x D	Filter Class ISO 16890	Filter Class EN 779-2012	Filter Area m ²	Air Flow m ³ /h	In.Pressure D. Pa.	Weight kg
PM2GOGL2	0287-0287-025	COARSE >50	G2	0,08	850	30	1,50
PM2GOGL2	0287-0592-025	COARSE >50	G2	0,17	1700	30	2,80
PM2GOGL2	0490-0592-025	COARSE >50	G2	0,29	2800	30	5,20
PM2GOGL2	0592-0592-025	COARSE >50	G2	0,35	3400	30	5,50

Code	Size W x L x D	Filter Class ISO 16890	Filter Class EN 779-2012	Filter Area m ²	Air Flow m ³ /h	In.Pressure D. Pa.	Weight kg
PM3GOGL2	0287-0287-048	COARSE >80	G3	0,08	850	40	2,00
PM3GOGL2	0287-0592-048	COARSE >80	G3	0,17	1700	40	4,00
PM3GOGL2	0490-0592-048	COARSE >80	G3	0,29	2800	40	7,25
PM3GOGL2	0592-0592-048	COARSE >80	G3	0,35	3400	40	8,00

PANMET-Z

Metallic Z-Line Panel Filters
 Metalik Z-Line Panel Filtreler



PM2GOGZ2-0592-0592-048

APPLICATIONS

- Washable for repeated use
- Low pressure drop
- High temperature
- Corrosive environments
- Large bulky contaminants
- Oil mist or grease separation

UYGULAMALAR

- Yinelenen kullanım için yıkanabilir
- Düşük basınç
- Yüksek sıcaklık
- Aşındırıcı ortamlar
- Büyük kirli kontaminantlar
- Yağ buharı veya yağ ayırımında kullanılır
- Büyük kirli kontaminantlar
- Yağ buharı veya yağ ayırımında kullanılır

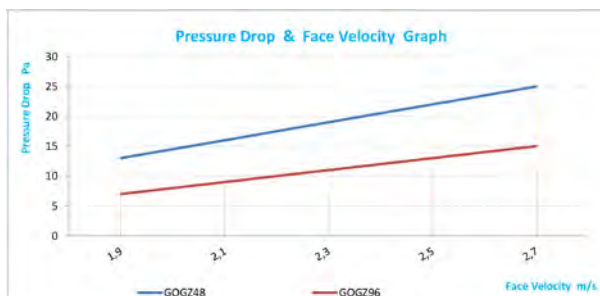
FILTER CODE STRUCTURE FİLTRE KOD YAPISI

Filter Type Filtre Tipi	PM PANMET	
Filter Class EN 779-2012 Filtre Sınıfı EN 779-2012	2	EN 779-2012 G2 ISO 16890 COARSE>50
Filter Frame Filtre Çerçevesi	G	Galvanized Galvaniz
Filter Media Filtre Malzemesi	OG	Galvanized Wire Galvaniz Örgü Telli
Filter Modelling Filtre Modeli	Z	Z-Line Model Zig-zaglı Model
Filter Modelling Filtre Modeli	2	Double Mesh Çift Tarafı Telli
Filter Size Filtre Ölçüsü	0592-0592-048	

TECHNICAL SPECIFICATIONS TEKNİK ÖZELLİKLER

Filter Class Filtre Sınıfı	EN 779-2012	G2
Average Efficiency Ortalama Verimlilik	ISO 16890-COARSE	>50
Max.Working Temperature Max.Çalışma Sıcaklığı	EN 779-2012	50%
Relative Humidity Bağıl Nem	ISO 16890-COARSE	>50%
Rec. Final Pres. Drop Acc. Tav. Edilen Son Basınç Düşümü	200 °C	250 Pa.
Filter Stage Filtre Kademesi	ISO 16890	200 Pa.
	I	

PRESSURE DROP&FACE VELOCITY GRAPH



PANMET-Z Series Technical Data
PANMET-Z Serisi Teknik Veri

Code	Size W x L x D	Filter Class ISO 16890	Filter Class EN 779-2012	Filter Area m ²	Air Flow m ³ /h	In.Pressure D. Pa.	Weight kg
PM2GOGZ2	0287-0287-048	COARSE >50	G2	0,08	850	25	1,50
PM2GOGZ2	0287-0592-048	COARSE >50	G2	0,17	1700	25	2,80
PM2GOGZ2	0490-0592-048	COARSE >50	G2	0,29	2800	25	5,20
PM2GOGZ2	0592-0592-048	COARSE >50	G2	0,35	3400	25	5,50

Code	Size W x L x D	Filter Class ISO 16890	Filter Class EN 779-2012	Filter Area m ²	Air Flow m ³ /h	In.Pressure D. Pa.	Weight kg
PM2GOGZ2	0287-0287-096	COARSE >50	G2	0,16	850	15	2,00
PM2GOGZ2	0287-0592-096	COARSE >50	G2	0,34	1700	15	4,00
PM2GOGZ2	0490-0592-096	COARSE >50	G2	0,58	2800	15	7,25
PM2GOGZ2	0592-0592-096	COARSE >50	G2	0,70	3400	15	8,00

PANFIL-KFL

Disposable Filters
Tek Kullanımlık Filtreler



PF3KF25L0-0592-0592-048

APPLICATIONS

- Wet particulate arrestance in pre-filtration, varnishing and paint spray applications.
- Low start pressure drop
- High dust holding capacity
- Totally disposable type filter

UYGULAMALAR

- Ön filtrasyon ıslak partikül yakalama, vernik ve boya püskürtme uygulamalarında kullanılır
- Düşük basınç başlangıcı
- Yüksek toz tutma kapasitesi
- Tamamen kullanılıp atılabilir tip filtre

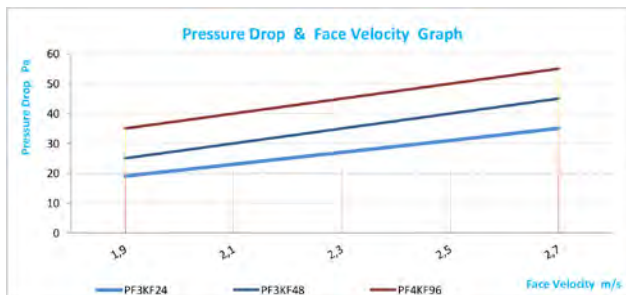
FILTER CODE STRUCTURE FİLTRE KOD YAPISI

Filter Type Filtre Tipi	PF	PANFIL-KFL
Filter Class EN 779-2012 Filtre Sınıfı EN 779-2012	3	EN 779-2012 G3 ISO 16890 COARSE>80
Filter Frame Filtre Çerçevesi	K	Cardboard Karton
Filter Media Filtre Malzemesi	F	Glass Fiber Media Cam Elyaf Media
Filter Media Thickness Malzemesi Kalınlığı	25	Media Code Malzeme Kodu
Filter Modelling Filtre Modelleme	L	Straight Model Düz Model
Filter Face Guard Filtre Yüzey Koruması	0	Without Mesh Koruma Telsiz
Filter Size Filtre Ölçüsü		0592-0592-048

TECHNICAL SPECIFICATIONS TEKNİK ÖZELLİKLER

Filter Class	EN 779-2012	G3	G4
Filter Sınıfı	ISO 16890-COARSE	>80	>90
Average Efficiency	EN 779-2012	80%	90%
Ortalama Verimlilik	ISO 16890-COARSE	>80%	>90%
Max.Working Temperature		70 °C	
Max.Çalışma Sıcaklığı		70 °C	
Relative Humidity		80%	
Bağıl Nem		80%	
Rec. Final Pres. Drop Acc.	EN 779-2012	250 Pa.	
Tav. Edilen Son Basınç Düşümü	ISO 16890	200 Pa.	
Filter Stage		I	
Filtre Kademesi		I	

PRESSURE DROP&FACE VELOCITY GRAPH



PANFIL-KFL Series Technical Data
PANFIL-KFL Serisi Teknik Veri

Code	Size W x L x D	Filter Class ISO 16890	Filter Class EN 779-2012	Filter Area m ²	Air Flow m ³ /h	In.Pressure D. Pa.	Weight kg
PF3KF18L0	0287-0287-024	COARSE >80	G3	0,08	850	30	0,30
PF3KF18L0	0287-0592-024	COARSE >80	G3	0,17	1700	30	0,65
PF3KF18L0	0490-0592-024	COARSE >80	G3	0,29	2800	30	1,10
PF3KF18L0	0592-0592-024	COARSE >80	G3	0,35	3400	30	1,35

Code	Size W x L x D	Filter Class ISO 16890	Filter Class EN 779-2012	Filter Area m ²	Air Flow m ³ /h	In.Pressure D. Pa.	Weight kg
PF3KF25L0	0287-0287-048	COARSE >80	G3	0,08	850	50	0,35
PF3KF25L0	0287-0592-048	COARSE >80	G3	0,17	1700	50	0,80
PF3KF25L0	0490-0592-048	COARSE >80	G3	0,29	2800	50	1,50
PF3KF25L0	0592-0592-048	COARSE >80	G3	0,35	3400	50	1,60

Code	Size W x L x D	Filter Class ISO 16890	Filter Class EN 779-2012	Filter Area m ²	Air Flow m ³ /h	In.Pressure D. Pa.	Weight kg
PF4KF36L0	0287-0287-096	COARSE >90	G4	0,08	850	75	0,40
PF4KF36L0	0287-0592-096	COARSE >90	G4	0,17	1700	75	1,00
PF4KF36L0	0490-0592-096	COARSE >90	G4	0,29	2800	75	1,85
PF4KF36L0	0592-0592-096	COARSE >90	G4	0,35	3400	75	2,00

PANFIL-KSZ

Disposable Filters
Tek Kullanımlık Filtreler



PF4KS09Z1-0592-0592-048

APPLICATIONS

- Conditioning and ventilation systems
- Used as pre-filter or second-stage filter
- Low start pressure drop
- High dust holding capacity
- Totally disposable type filter

UYGULAMALAR

- İklimlendirme ve havalandırma sistemlerinde
- ön filtre veya ikinci kademe filtre olarak kullanılır
- Düşük basınç başlangıcı
- Yüksek toz tutma kapasitesi
- Tamamen kullanılıp atılabilir tip filtre

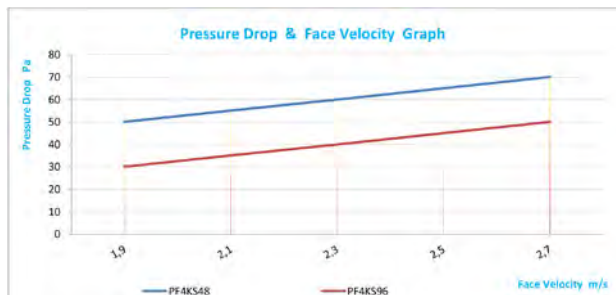
FILTER CODE STRUCTURE FİLTRE KOD YAPISI

Filter Type Filtre Tipi	PF	PANFIL-KSZ
Filter Class EN 779-2012 Filtre Sınıfı EN 779-2012	4	EN 779-2012 G4 ISO 16890 COARSE>90
Filter Frame Filtre Çerçevesi	K	Cardboard Karton
Filter Media Filtre Malzemesi	S	Synthetic Media Sentetik Filtre Malzemesi
Filter Media Thickness Malzemesi Kalınlığı	14	Media Code Malzeme Kodu
Filter Modelling Filtre Modelleme	Z	Z-Line Model Zig-Zag Model
Filter Face Guard Filtre Yüzey Koruması	1	Air Outside Mesh Hava Çıkışı Teli
Filter Size Filtre Ölçüsü		0592-0592-048

TECHNICAL SPECIFICATIONS TEKNİK ÖZELLİKLER

Filter Class Filtre Sınıfı	EN 779-2012	G3	G4
Average Efficiency Ortalama Verimlilik	EN 779-2012	80%	90%
Max.Working Temperature Max.Çalışma Sıcaklığı	ISO 16890-COARSE	>80	>90
Relative Humidity Bağıl Nem	EN 779-2012	70 °C	
Rec. Final Pres. Drop Acc. Tav. Edilen Son Basınç Düşümü	ISO 16890	80%	>90%
Filter Stage Filtre Kademesi		250 Pa.	200 Pa.
		I - II	

PRESSURE DROP&FACE VELOCITY GRAPH



PANFIL-KSZ Series Technical Data


PANFIL-KSZ Serisi Teknik Veri

Code	Size W x L x D	Filter Class ISO 16890	Filter Class EN 779-2012	Filter Area m ²	Air Flow m ³ /h	In.Pressure D. Pa.	Weight kg
PF4KS14Z1	0287-0287-048	COARSE >90	G4	0,40	850	70	0,50
PF4KS14Z1	0287-0592-048	COARSE >90	G4	0,70	1700	70	1,00
PF4KS14Z1	0490-0592-048	COARSE >90	G4	1,10	2800	70	1,65
PF4KS14Z1	0592-0592-048	COARSE >90	G4	1,30	3400	70	1,80

Code	Size W x L x D	Filter Class ISO 16890	Filter Class EN 779-2012	Filter Area m ²	Air Flow m ³ /h	In.Pressure D. Pa.	Weight kg
PF4KS14Z1	0287-0287-096	COARSE >90	G4	0,80	1000	95	0,90
PF4KS14Z1	0287-0592-096	COARSE >90	G4	1,40	2100	95	1,65
PF4KS14Z1	0490-0592-096	COARSE >90	G4	2,20	3400	95	2,75
PF4KS14Z1	0592-0592-096	COARSE >90	G4	2,60	4200	95	3,00

PANFIL-GSZ

PANFIL GSZ Series
 PANFIL GSZ Serisi



PF4GS15Z2-0592-0592-048

APPLICATIONS

- Conditioning and ventilation systems
- Used as pre-filter or second-stage filter
- Low start pressure drop
- High dust holding capacity
- Reduced operating costs
- Provides long service interval

UYGULAMALAR

- İklimlendirme ve havalandırma sistemlerinde
- Ön filtre veya ikinci kademe filtre olarak kullanılır
- Düşük basınç başlangıcı
- Yüksek toz tutma kapasitesi
- Azalan işletme maliyetleri
- Uzun servis aralığı sağlar

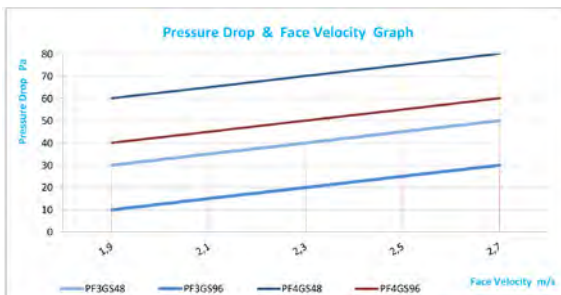
FILTER CODE STRUCTURE FİLTRE KOD YAPISI

Filter Type Filtre Tipi	PF	PANFIL-GSZ
Filter Class EN 779-2012 Filtre Sınıfı EN 779-2012	4	EN 779-2012 G4 ISO 16890 COARSE>90
Filter Frame Filtre Çerçevesi	G	Galvanized Galvaniz
Filter Media Filtre Malzemesi	S	Synthetic Media Sentetik Filtre Malzemesi
Filter Media Thickness Malzemesi Kalınlığı	15	Media Code Malzeme Kodu
Filter Modelling Filtre Modelleme	Z	Z- Line / Double Mesh Zig-Zag / Çift Taraf Telli
Filter Face Guard Filtre Yüzey Koruması	2	Double Side Mesh Çift Taraf Telli
Filter Size Filtre Ölçüsü		0592-0592-048

TECHNICAL SPECIFICATIONS TEKNİK ÖZELLİKLER

Filter Class Filtre Sınıfı	EN 779-2012	G3	G4
Average Efficiency Ortalama Verimlilik	EN 779-2012	80%	90%
Max.Working Temperature Max.Çalışma Sıcaklığı	ISO 16890-COARSE	>80	>90
Relative Humidity Bağıl Nem	EN 779-2012	100%	
Rec. Final Pres. Drop Acc. Tav. Edilen Son Basınç Düşümü	ISO 16890	250 Pa.	200 Pa.
Filter Stage Filtre Kademesi		I - II	

PRESSURE DROP&FACE VELOCITY GRAPH



PANFIL-GSZ Series Technical Data
PANFIL -GSZ Serisi Teknik Veri

Code	Size W x L x D	Filter Class ISO 16890	Filter Class EN 779-2012	Filter Area m ²	Air Flow m ³ /h	In.Pressure D. Pa.	Weight kg
PF3GS12Z2	0287-0287-048	COARSE >80	G3	0,20	850	50	0,80
PF3GS12Z2	0287-0592-048	COARSE >80	G3	0,30	1700	50	1,30
PF3GS12Z2	0490-0592-048	COARSE >80	G3	0,50	2800	50	2,20
PF3GS12Z2	0592-0592-048	COARSE >80	G3	0,60	3400	50	2,50

Code	Size W x L x D	Filter Class ISO 16890	Filter Class EN 779-2012	Filter Area m ²	Air Flow m ³ /h	In.Pressure D. Pa.	Weight kg
PF3GS12Z2	0287-0287-096	COARSE >80	G3	0,40	1000	60	1,50
PF3GS12Z2	0287-0592-096	COARSE >80	G3	0,60	2100	60	2,60
PF3GS12Z2	0490-0592-096	COARSE >80	G3	1,00	3400	60	4,50
PF3GS12Z2	0592-0592-096	COARSE >80	G3	1,20	4200	60	5,00

Code	Size W x L x D	Filter Class ISO 16890	Filter Class EN 779-2012	Filter Area m ²	Air Flow m ³ /h	In.Pressure D. Pa.	Weight kg
PF4GS15Z2	0287-0287-048	COARSE >90	G4	0,20	850	80	0,80
PF4GS15Z2	0287-0592-048	COARSE >90	G4	0,30	1700	80	1,30
PF4GS15Z2	0490-0592-048	COARSE >90	G4	0,50	2800	80	2,20
PF4GS15Z2	0592-0592-048	COARSE >90	G4	0,60	3400	80	2,50

Code	Size W x L x D	Filter Class ISO 16890	Filter Class EN 779-2012	Filter Area m ²	Air Flow m ³ /h	In.Pressure D. Pa.	Weight kg
PF4GS15Z2	0287-0287-096	COARSE >90	G4	0,40	1000	90	1,50
PF4GS15Z2	0287-0592-096	COARSE >90	G4	0,60	2100	90	2,60
PF4GS15Z2	0490-0592-096	COARSE >90	G4	1,00	3400	90	4,50
PF4GS15Z2	0592-0592-096	COARSE >90	G4	1,20	4200	90	5,00

PANFIL-GO

PANFIL - GO Series / Poliüretan Media Z-Line Filter

PANFIL - GO Serisi / Poliüretan Media Z-Line Filtre



PF3GO41Z2-0592-0592-048

APPLICATIONS

- Conditioning and ventilation systems
- Used as pre-filter or second-stage filter
- Low start pressure drop
- High dust holding capacity
- Reduced operating costs
- Washable for repeated use

UYGULAMALAR

- İklimlendirme ve havalandırma sistemlerinde
- Ön filtre veya ikinci kademe filtre olarak kullanılır
- Düşük basınç başlangıcı
- Yüksek toz tutma kapasitesi
- Azalan işletme maliyetleri
- Yenelenebilir kullanım için yıkanabilir

FILTER CODE STRUCTURE FİLTRE KOD YAPISI

Filter Type Filtre Tipi	PF	PANFIL-GO
Filter Class EN 779-2012 Filtre Sınıfı EN 779-2012	3	EN 779-2012 G3 ISO 16890 COARSE>80
Filter Frame Filtre Çerçevesi	G	Galvanized Galvaniz
Filter Media Filtre Malzemesi	O	Polyurethane Media Poliüretan Filtre Malzemesi
Filter Media Thickness Malzemesi Kalınlığı	41	PPI 45/10 10 mm-cm ² 'de 45 gözenek
Filter Modelling Filtre Modelleme	Z	Z- Line Zig-Zag
Filter Face Guard Filtre Yüzey Koruması	2	Double Side Mesh Çift Taraf Telli
Filter Size Filtre Ölçüsü		0592-0592-048

TECHNICAL SPECIFICATIONS TEKNİK ÖZELLİKLER

Filter Class Filtre Sınıfı	EN 779-2012	G2	G3
Average Efficiency Ortalama Verimlilik	ISO 16890-COARSE	>50	>80
Max.Working Temperature Max.Çalışma Sıcaklığı	EN 779-2012	50%	80%
Relative Humidity Bağıl Nem	ISO 16890-COARSE	>50%	>80%
Rec. Final Pres. Drop Acc. Tav. Edilen Son Basınç Düşümü	EN 779-2012	250 Pa.	
Filter Stage Filtre Kademesi	ISO 16890	200 Pa.	

Code	Size W x L x D	Filter Class ISO 16890	Filter Class EN 779-2012	Filter Area m ²	Air Flow m ³ /h	In.Pressure D. Pa.	Weight kg
PF2G021Z2	0287-0287-048	COARSE >50	G2	0,20	850	35	0,80
PF2G021Z2	0287-0592-048	COARSE >50	G2	0,30	1700	35	1,30
PF2G021Z2	0490-0592-048	COARSE >50	G2	0,50	2800	35	2,20
PF2G021Z2	0592-0592-048	COARSE >50	G2	0,60	3400	35	2,50

Code	Size W x L x D	Filter Class ISO 16890	Filter Class EN 779-2012	Filter Area m ²	Air Flow m ³ /h	In.Pressure D. Pa.	Weight kg
PF3G041Z2	0287-0287-048	COARSE >80	G3	0,20	850	50	1,50
PF3G041Z2	0287-0592-048	COARSE >80	G3	0,30	1700	50	2,60
PF3G041Z2	0490-0592-048	COARSE >80	G3	0,50	2800	50	4,50
PF3G041Z2	0592-0592-048	COARSE >80	G3	0,60	3400	50	5,00

FANCOIL

FANCOIL



FC2GO26L2-0592-0592-008

APPLICATIONS

- Conditioning and ventilation systems
- Used as pre-filter or second-stage filter
- Low start pressure drop
- High dust holding capacity
- Reduced operating costs
- Washable for repeated use

UYGULAMALAR

- İklimlendirme ve havalandırma sistemlerinde
- Ön filtre veya ikinci kademe filtre olarak kullanılır
- Düşük basınç başlangıcı
- Yüksek toz tutma kapasitesi
- Azalan işletme maliyetleri
- Yenelenebilir kullanım için yıkanabilir

FILTER CODE STRUCTURE FİLTRE KOD YAPISI

Filter Type Filtre Tipi	FC	FANCOIL
Filter Class EN 779-2012 Filtre Sınıfı EN 779-2012	2	EN 779-2012 G2 ISO 16890 COARSE>50
Filter Frame Filtre Çerçevesi	G	Galvanized Galvaniz
Filter Media Filtre Malzemesi	O	Polyurethane Media Poliüretan Malzemesi
Filter Media Thickness Malzemesi Kalınlığı	26	Filter Media Code Filtre Malzeme Kodu
Filter Modelling Filtre Modelleme	L	Straight Model Düz Model
Filter Face Guard Filtre Yüzey Koruması	2	Double Side Mesh Çift Taraf Telli
Filter Size Filtre Ölçüsü		0592-0592-008

TECHNICAL SPECIFICATIONS TEKNİK ÖZELLİKLER

Filter Class Filtre Sınıfı	EN 779-2012	G2	G3
Average Efficiency Ortalama Verimlilik	ISO 16890-COARSE	>50	>80
Max.Working Temperature Max.Çalışma Sıcaklığı	EN 779-2012	50%	80%
Relative Humidity Bağıl Nem	ISO 16890-COARSE	>50%	> 80%
Rec. Final Pres. Drop Acc. Tav. Edilen Son Basınç Düşümü	70 °C	250 Pa.	200 Pa.
Filter Stage Filtre Kademesi	100%	EN 779-2012	ISO 16890

Code	Size W x L x D	Filter Class ISO 16890	Filter Class EN 779-2012	Filter Area m ²	Air Flow m ³ /h	In.Pressure D. Pa.	Weight kg
FC3GS12L2	0287-0287-008	COARSE >80	G3	0,084	850	70	0,80
FC3GS12L2	0287-0592-008	COARSE >80	G3	0,17	1700	70	1,30
FC3GS12L2	0490-0592-008	COARSE >80	G3	0,29	2800	70	2,20
FC3GS12L2	0592-0592-008	COARSE >80	G3	0,35	3400	70	2,50

Code	Size W x L x D	Filter Class ISO 16890	Filter Class EN 779-2012	Filter Area m ²	Air Flow m ³ /h	In.Pressure D. Pa.	Weight kg
FC2GO26L2	0287-0287-008	COARSE >50	G2	0,084	850	40	1,50
FC2GO26L2	0287-0592-008	COARSE >50	G2	0,17	1700	40	2,60
FC2GO26L2	0490-0592-008	COARSE >50	G2	0,29	2800	40	4,50
FC2GO26L2	0592-0592-008	COARSE >50	G2	0,35	3400	40	5,00

PREBAG-GS

Synthetic Pocket Filters
 Sentetik Torba Filtreler



PB4G25S06-0592-0592-600

APPLICATIONS

- Conditioning and ventilation systems
- Used as pre-filter or second-stage filter
- Low start pressure drop
- High dust holding capacity
- Reduced operating costs
- Provides long service interval

UYGULAMALAR

- İklimlendirme ve havalandırma sistemlerinde
- Ön filtre veya ikinci kademe filtre olarak kullanılır
- Düşük basınç başlangıcı
- Yüksek toz tutma kapasitesi
- Azalan işletme maliyetleri
- Uzun servis aralığı sağlar

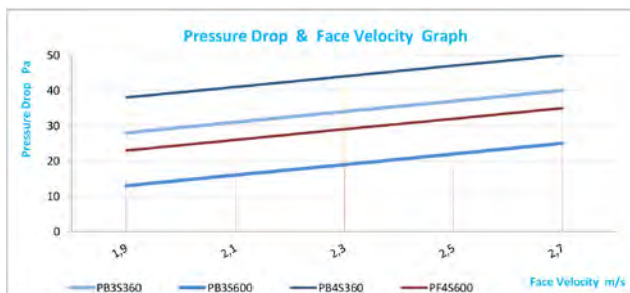
FILTER CODE STRUCTURE FİLTRE KOD YAPISI

Filter Type Filtre Tipi	PB	PREBAG-GS
Filter Class EN 779-2012 Filtre Sınıfı EN 779-2012	4	EN 779-2012 G4 ISO 16890 COARSE>90
Filter Frame Filtre Çerçevesi	G	Galvanized Galvaniz
Filter Media Thickness Malzemesi Kalınlığı	25	25 mm
Filter Media Filtre Malzemesi	S	Synthetic Media Sentetik Filtre Malzemesi
Filter Pocket Number Filtre Cep Sayısı	06	6 Pockets 6 Cepli
Filter Size Filtre Ölçüsü		0592-0592-600

TECHNICAL SPECIFICATIONS TEKNİK ÖZELLİKLER

Filter Class Filtre Sınıfı	EN 779-2012	G3	G4
Average Efficiency Ortalama Verimlilik	ISO 16890-COARSE	>80%	>90%
Max.Working Temperature Max.Çalışma Sıcaklığı		80 °C	
Relative Humidity Bağıl Nem		100%	
Rec. Final Pres. Drop Acc. Tav. Edilen Son Basınç Düşümü	EN 779-2012	250 Pa.	
Filter Stage Filtre Kademesi			I - II

PRESSURE DROP&FACE VELOCITY GRAPH



PREBAG GALVANIZED FRAME Technical Data

PREBAG GALVANİZ ÇERÇEVE Teknik Veri

Filter Code	Size W x L x D	Filter Class ISO 16890	Filter Class EN 779-2012	Number of Pockets	Filter Depth mm	Filter Area m ²	Air Flow m ³ /h	In.Pressure D. Pa.	Weight kg
PB3G25S03	0287-0287-360	COARSE >80	G3	3	360	1,50	850	35	1,25
PB3G25S03	0287-0592-360	COARSE >80	G3	3	360	2,00	1700	35	1,50
PB3G25S05	0490-0592-360	COARSE >80	G3	5	360	3,00	2800	35	2,00
PB3G25S06	0592-0592-360	COARSE >80	G3	6	360	4,00	3400	35	2,40

Filter Code	Size W x L x D	Filter Class ISO 16890	Filter Class EN 779-2012	Number of Pockets	Filter Depth mm	Filter Area m ²	Air Flow m ³ /h	In.Pressure D. Pa.	Weight kg
PB4G25S03	0287-0287-360	COARSE >90	G4	3	360	1,50	850	40	1,25
PB4G25S03	0287-0592-360	COARSE >90	G4	3	360	2,00	1700	40	1,50
PB4G25S05	0490-0592-360	COARSE >90	G4	5	360	3,00	2800	40	2,00
PB4G25S06	0592-0592-360	COARSE >90	G4	6	360	4,00	3400	40	2,40

Filter Code	Size W x L x D	Filter Class ISO 16890	Filter Class EN 779-2012	Number of Pockets	Filter Depth mm	Filter Area m ²	Air Flow m ³ /h	In.Pressure D. Pa.	Weight kg
PB3G25S03	0287-0287-600	COARSE >80	G3	3	600	2,40	850	30	1,40
PB3G25S03	0287-0592-600	COARSE >80	G3	3	600	3,20	1700	30	1,65
PB3G25S05	0490-0592-600	COARSE >80	G3	5	600	4,80	2800	30	2,30
PB3G25S06	0592-0592-600	COARSE >80	G3	6	600	6,40	3400	30	2,80

Filter Code	Size W x L x D	Filter Class ISO 16890	Filter Class EN 779-2012	Number of Pockets	Filter Depth mm	Filter Area m ²	Air Flow m ³ /h	In.Pressure D. Pa.	Weight kg
PB4G25S03	0287-0287-600	COARSE >90	G4	3	600	2,40	850	35	1,40
PB4G25S03	0287-0592-600	COARSE >90	G4	3	600	3,20	1700	35	1,65
PB4G25S05	0490-0592-600	COARSE >90	G4	5	600	4,80	2800	35	2,30
PB4G25S06	0592-0592-600	COARSE >90	G4	6	600	6,40	3400	30	2,80


PREBAG PLASTIC FRAME Technical Data

PREBAG PLASTİK ÇERÇEVE Teknik Veri

Filter Code	Size W x L x D	Filter Class ISO 16890	Filter Class EN 779-2012	Number of Pockets	Filter Depth mm	Filter Area m ²	Air Flow m ³ /h	In.Pressure D. Pa.	Weight kg
PB3P25S03	0287-0287-600	COARSE >80	G3	3	600	2,40	850	30	1,40
PB3P25S03	0287-0592-600	COARSE >80	G3	3	600	3,20	1700	30	1,65
PB3P25S05	0490-0592-600	COARSE >80	G3	5	600	4,80	2800	30	2,30
PB3P25S06	0592-0592-600	COARSE >80	G3	6	600	6,40	3400	30	2,80

Filter Code	Size W x L x D	Filter Class ISO 16890	Filter Class EN 779-2012	Number of Pockets	Filter Depth mm	Filter Area m ²	Air Flow m ³ /h	In.Pressure D. Pa.	Weight kg
PB4P25S03	0287-0287-600	COARSE >90	G4	3	600	2,40	850	35	1,40
PB4P25S03	0287-0592-600	COARSE >90	G4	3	600	3,20	1700	35	1,65
PB4P25S05	0490-0592-600	COARSE >90	G4	5	600	4,80	2800	35	2,30
PB4P25S06	0592-0592-600	COARSE >90	G4	6	600	6,40	3400	30	2,80

FINE FILTERS HASSAS FİLTRELER



AIR FILTRATION
& AIR QUALITY



AIR FILTERS

INTERNATIONAL CLASSIFICATION

EN 779-2012 - 2012 / ISO 16890

Group	Designation	European Filter Class	MERV Rating	Recommended Final Pressure Drop (Pa)	Average Efficiency (Em) of 0,4µ Particles (%)	Minimum Efficiency for 0,4µ Particles (%)	NEW STANDARD ISO 16890		
							ISO ePM1	ISO ePM2,5	ISO ePM10
		EN 779-2012	ASHRAE 52.2						
MEDIUM	M	M5	MERV 9-10	300-450	40 ≤ Em < 60	-	-	-	> 50 %
		M6	MERV 11-12	300-450	60 ≤ Em < 80	-	-	50-65 %	> 60 %
FINE	F	F7	MERV 13	300-450	80 ≤ Em < 90	35	50-65 %	65-80 %	> 85 %
		F8	MERV 14	300-450	90 ≤ Em < 95	55	65-80 %	> 80 %	> 90 %
		F9	MERV 15	300-450	95 ≤ Em	70	> 80 %	> 95 %	> 95 %



SYNTHETIC RIGID POCKET FILTER

SYNTHETIC POCKET FILTER

GLASS FIBER POCKET FILTERS

MINI PLEATED COMPACT FILTERS

ALUMINIUM SEPARATOR FILTERS

HIGH EFFICIENCY RIGID POCKET FILTERS

SENTETİK RİJİT TORBA FİLTRE

SENTETİK TORBA FİLTRE

CAM ELYAF CEPLİ FİLTRELER

MİNİ PİLELİ KOMPAKT FİLTRELER

ALÜMİNYUM SEPERATÖR FİLTRELER

YÜKSEK VERİMLİ RİJİT CEPLİ FİLTRELER

MULTIBAG-PR-600

Synthetic Rigid Pocket Filters
 Sentetik Rijit Torba Filtre



MB6P25R08-0592-0592-600



FILTER CODE STRUCTURE FİLTRE KOD YAPISI

Filter Type Filtre Tipi	MB	MULTIBAG-PR
Filter Class EN 779-2012 Filtre Sınıfı EN 779-2012	6	EN 779-2012 M6 ISO 16890 ePM10
Filter Frame Filtre Çerçevesi	P	Plastic Plastik
Filter Media Thickness Malzemesi Kalınlığı	25	25 mm
Filter Media Filtre Malzemesi	R	Rigid Synthetic Rijit Sentetik
Filter Pocket Number Filtre Cep Sayısı	08	8 Pockets 8 Cepli
Filter Size Filtre Ölçüsü		0592-0592-600

APPLICATIONS

- In ventilation and air conditioning systems
- Fine filtering keeps airborne particles and aerosols
- Large filtration surface, high flow rate, low initial pressure drop
- Rigid pocket structure provides high filtration

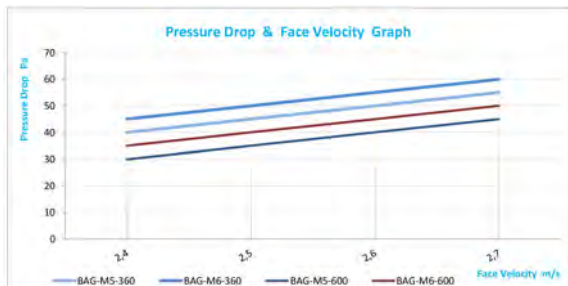
UYGULAMALAR

- Havalandırma ve iklimlendirme sistemlerinde
- Hassas filtrelemede havadaki partikülleri ve aerosolleri tutar
- Geniş filtreleme yüzeyi, yüksek debi, düşük basınç başlangıcı
- Rijit cep yapısı ile yüksek filtreleme sağlar

TECHNICAL SPECIFICATIONS TEKNİK ÖZELLİKLER

Filter Class Filtre Sınıfı	EN 779-2012	M5	M6
Av. Efficiency Ort. Verimlilik	ISO 16890	ePM10	ePM10
Max.Working Temperature Max.Çalışma Sıcaklığı	EN 779-2012	60%	80%
Relative Humidity Bağıl Nem	ISO 16890	>50%	>60%
Rec. Final Pres. Drop Acc. Tav. Edilen Son Basınç Düşümü	80 °C		
Filter Stage Filtre Kademesi	EN 779-2012	450 Pa.	
	ISO 16890	300 Pa.	
			II - III

PRESSURE DROP&FACE VELOCITY GRAPH



MULTIBAG-PR-600 Series Technical Data

MULTIBAG-PR-600 Serisi Teknik Veri

Code	Size W x L x D	Filter Class ISO 16890	Filter Class EN 779-2012	Number of Pockets	Filter Depth mm	Filter Area m ²	Air Flow m ³ /h	In.Pressure D. Pa.	Weight kg
MB5P25R03	0287-0592-600	ePM10>50%	M5	3	600	2,40	1700	45	1,80
MB5P25R04	0287-0592-600	ePM10>50%	M5	4	600	3,20	1700	45	2,25
MB5P25R06	0592-0592-600	ePM10>50%	M5	6	600	4,80	3400	45	3,00
MB5P25R08	0592-0592-600	ePM10>50%	M5	8	600	6,40	3400	45	3,70

Code	Size W x L x D	Filter Class ISO 16890	Filter Class EN 779-2012	Number of Pockets	Filter Depth mm	Filter Area m ²	Air Flow m ³ /h	In.Pressure D. Pa.	Weight kg
MB6P25R03	0287-0592-600	ePM10>60%	M6	3	600	2,40	1700	50	1,80
MB6P25R04	0287-0592-600	ePM10>60%	M6	4	600	3,20	1700	50	2,25
MB6P25R06	0592-0592-600	ePM10>60%	M6	6	600	4,80	3400	50	3,00
MB6P25R08	0592-0592-600	ePM10>60%	M6	8	600	6,40	3400	50	3,70

MULTIBAG-GF-535

Glass Fiber Pocket Filters
Cam Elyaf Cepli Filtreler



MB7G25F08-0592-0592-535



FILTER CODE STRUCTURE FİLTRE KOD YAPISI

Filter Type Filtre Tipi	MB	MULTIBAG-GF
Filter Class EN 779-2012 Filtre Sınıfı EN 779-2012	7	EN 779-2012 F7 ISO 16890 ePM2,5
Filter Frame Filtre Çerçevesi	G	Galvanized Galvaniz
Filter Media Thickness Malzemesi Kalınlığı	25	25 mm
Filter Media Filtre Malzemesi	F	Glass Fiber Media Cam Elyaf Filtre
Filter Pocket Number Filtre Cep Sayısı	08	8 Pockets 8 Cepli
Filter Size Filtre Ölçüsü		0592-0592-535

APPLICATIONS

- In ventilation and air conditioning systems
- Fine filtering keeps airborne particles and aerosols
- Large filtration surface, high flow rate, low initial pressure drop
- Provides low operating costs

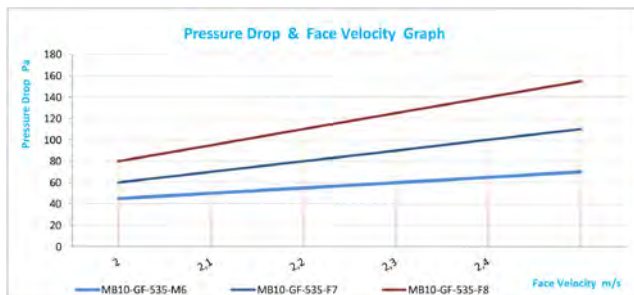
UYGULAMALAR

- Havalandırma ve iklimlendirme sistemlerinde
- Hassas filtrelemede havadaki partikülleri ve aerosolleri tutar
- Geniş filtreleme yüzeyi, yüksek debi, düşük basınç başlangıcı
- Düşük işletme maliyeti sağlar

TECHNICAL SPECIFICATIONS TEKNİK ÖZELLİKLER

Filter Class Filtre Sınıfı	EN 779-2012	M6	F7	F8
Av. Efficiency Ort. Verimlilik	ISO 16890	ePM10	ePM2,5	ePM1
Max. Working Temp. Max. Çalışma Sıcaklığı	EN 779-2012	80%	85%	90%
Relative Humidity Bağıl Nem	ISO 16890	>60%	65-80%	65-80%
Rec. Final Pres. Drop Acc. Tav. Edilen Son Basınç Düşümü	EN 779-2012	80 °C	450 Pa.	300 Pa.
Filter Stage Filtre Kademesi	ISO 16890	100%	II - III	

PRESSURE DROP & FACE VELOCITY GRAPH



MULTIBAG-GF-535 Series Technical Data

MULTIBAG-GF-535 Serisi Teknik Veri

Code	Size W x L x D	Filter Class ISO 16890	Filter Class EN 779-2012	Number of Pockets	Filter Depth mm	Filter Area m ²	Air Flow m ³ /h	In.Pressure D. Pa.	Weight kg
MB6G25F04	0287-0592-535	ePM10>60%	M6	4	535	3,10	1700	75	1,35
MB6G25F05	0287-0592-535	ePM10>60%	M6	5	535	4,00	1700	70	1,50
MB6G25F06	0490-0592-535	ePM10>60%	M6	6	535	4,80	2800	75	2,00
MB6G25F08	0490-0592-535	ePM10>60%	M6	8	535	6,40	2800	70	2,30
MB6G25F08	0592-0592-535	ePM10>60%	M6	8	535	6,40	3400	75	2,50
MB6G25F10	0592-0592-535	ePM10>60%	M6	10	535	8,00	3400	70	3,00

Code	Size W x L x D	Filter Class ISO 16890	Filter Class EN 779-2012	Number of Pockets	Filter Depth mm	Filter Area m ²	Air Flow m ³ /h	In.Pressure D. Pa.	Weight kg
MB7G25F04	0287-0592-535	ePM2,5>65-80%	F7	4	535	3,10	1700	115	1,35
MB7G25F05	0287-0592-535	ePM2,5>65-80%	F7	5	535	4,00	1700	110	1,50
MB7G25F06	0490-0592-535	ePM2,5>65-80%	F7	6	535	4,80	2800	115	2,00
MB7G25F08	0490-0592-535	ePM2,5>65-80%	F7	8	535	6,40	2800	110	2,30
MB7G25F08	0592-0592-535	ePM2,5>65-80%	F7	8	535	6,40	3400	115	2,50
MB7G25F10	0592-0592-535	ePM2,5>65-80%	F7	10	535	8,00	3400	110	3,00

Code	Size W x L x D	Filter Class ISO 16890	Filter Class EN 779-2012	Number of Pockets	Filter Depth mm	Filter Area m ²	Air Flow m ³ /h	In.Pressure D. Pa.	Weight kg
MB8G25F04	0287-0592-535	ePM1>65-80%	F8	4	535	3,10	1700	165	1,35
MB8G25F05	0287-0592-535	ePM1>65-80%	F8	5	535	4,00	1700	155	1,50
MB8G25F06	0490-0592-535	ePM1>65-80%	F8	6	535	4,80	2800	165	2,00
MB8G25F08	0490-0592-535	ePM1>65-80%	F8	8	535	6,40	2800	155	2,30
MB8G25F08	0592-0592-535	ePM1>65-80%	F8	8	535	6,40	3400	165	2,50
MB8G25F10	0592-0592-535	ePM1>65-80%	F8	10	535	8,00	3400	155	3,00

MULTIBAG-GF-635

Glass Fiber Pocket Filters
Cam Elyaf Cepli Filtreler



MB7G25F08-0592-0592-635



FILTER CODE STRUCTURE FİLTRE KOD YAPISI

Filter Type Filtre Tipi	MB	MULTIBAG-GF
Filter Class EN 779-2012 Filtre Sınıfı EN 779-2012	7	EN 779-2012 F7 ISO 16890 ePM2,5
Filter Frame Filtre Çerçevesi	G	Galvanized Galvaniz
Filter Media Thickness Malzemesi Kalınlığı	25	25 mm
Filter Media Filtre Malzemesi	F	Glass Fiber Media Cam Elyaf Filtre
Filter Pocket Number Filtre Cep Sayısı	08	8 Pockets 8 Cepli
Filter Size Filtre Ölçüsü		0592-0592-635

APPLICATIONS

- In ventilation and air conditioning systems
- Fine filtering keeps airborne particles and aerosols
- Large filtration surface, high flow rate, low initial pressure drop
- Provides low operating costs

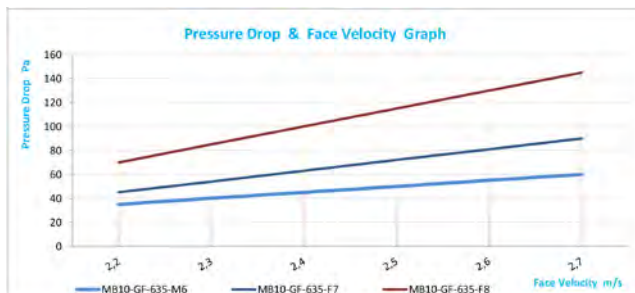
UYGULAMALAR

- Havalandırma ve iklimlendirme sistemlerinde
- Hassas filtrelemede havadaki partikülleri ve aerosolleri tutar
- Geniş filtreleme yüzeyi, yüksek debi, düşük basınç başlangıcı
- Düşük işletme maliyeti sağlar

TECHNICAL SPECIFICATIONS TEKNİK ÖZELLİKLER

Filter Class Filtre Sınıfı	EN 779-2012	M6	F7	F8
Av. Efficiency Ort. Verimlilik	EN 779-2012	80%	85%	90%
Max.Working Temp. Max.Çalışma Sıcaklığı		80 °C		
Relative Humidity Bağıl Nem		100%		
Rec. Final Pres. Drop Acc. Tav. Edilen Son Basınç Düşümü	EN 779-2012	450 Pa.		
Filter Stage Filtre Kademesi		ISO 16890	300 Pa.	

PRESSURE DROP&FACE VELOCITY GRAPH



MULTIBAG-GF-635 Series Technical Data

MULTIBAG-GF-635 Serisi Teknik Veri

Code	Size W x L x D	Filter Class ISO 16890	Filter Class EN 779-2012	Number of Pockets	Filter Depth mm	Filter Area m ²	Air Flow m ³ /h	In.Pressure D. Pa.	Weight kg
MB6G25F04	0287-0592-635	ePM10>60%	M6	4	635	3,10	1700	70	1,35
MB6G25F05	0287-0592-635	ePM10>60%	M6	5	635	4,00	1700	60	1,50
MB6G25F06	0490-0592-635	ePM10>60%	M6	6	635	4,80	2800	70	2,00
MB6G25F08	0490-0592-635	ePM10>60%	M6	8	635	6,40	2800	60	2,30
MB6G25F08	0592-0592-635	ePM10>60%	M6	8	635	6,40	3400	70	2,50
MB6G25F10	0592-0592-635	ePM10>60%	M6	10	635	8,00	3400	60	3,00

Code	Size W x L x D	Filter Class ISO 16890	Filter Class EN 779-2012	Number of Pockets	Filter Depth mm	Filter Area m ²	Air Flow m ³ /h	In.Pressure D. Pa.	Weight kg
MB7G25F04	0287-0592-635	ePM2,5>65-80%	F7	4	635	3,10	1700	95	1,35
MB7G25F05	0287-0592-635	ePM2,5>65-80%	F7	5	635	4,00	1700	90	1,50
MB7G25F06	0490-0592-635	ePM2,5>65-80%	F7	6	635	4,80	2800	95	2,00
MB7G25F08	0490-0592-635	ePM2,5>65-80%	F7	8	635	6,40	2800	90	2,30
MB7G25F08	0592-0592-635	ePM2,5>65-80%	F7	8	635	6,40	3400	95	2,50
MB7G25F10	0592-0592-635	ePM2,5>65-80%	F7	10	635	8,00	3400	90	3,00

Code	Size W x L x D	Filter Class ISO 16890	Filter Class EN 779-2012	Number of Pockets	Filter Depth mm	Filter Area m ²	Air Flow m ³ /h	In.Pressure D. Pa.	Weight kg
MB8G25F04	0287-0592-635	ePM1>65-80%	F8	4	635	3,10	1700	150	1,35
MB8G25F05	0287-0592-635	ePM1>65-80%	F8	5	635	4,00	1700	145	1,50
MB8G25F06	0490-0592-635	ePM1>65-80%	F8	6	635	4,80	2800	155	2,00
MB8G25F08	0490-0592-635	ePM1>65-80%	F8	8	635	6,40	2800	145	2,30
MB8G25F08	0592-0592-635	ePM1>65-80%	F8	8	635	6,40	3400	150	2,50
MB8G25F10	0592-0592-635	ePM1>65-80%	F8	10	635	8,00	3400	145	3,00

MINIPAN-48-PRK & MINIPAN-96-PRL Series

Mini Pleated Compact Filters
 Mini Pileli Kompakt Filtreler



MN7PRKN0XX-0592-0592-48



APPLICATIONS

- For high efficiency air filtration
- Reduced dimensions and high flow filter units
- Rigid structure provides excellent precision filtration
- Optional protection grid wire
- Optional seal flange, protection wire

UYGULAMALAR

- Yüksek verimli hava filtrasyonu için
- Azaltılmış boyutlar ve yüksek akışlı filtre üniteleri uygulamalarında
- Rijit yapısı mükemmel hassas filtrasyonu sağlar
- İsteğe bağlı koruma kafes telli
- İsteğe bağlı conta, flanş, koruma teli

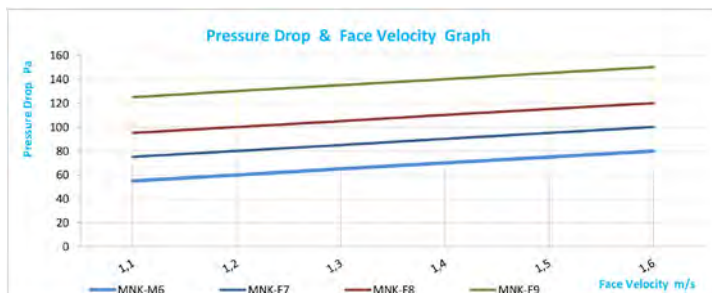
FILTER CODE STRUCTURE FİLTRE KOD YAPISI

Filter Type Filtre Tipi	MN	MINIPAN
Filter Class EN 779-2012 Filtre Sınıfı EN 779-2012	7	EN 779-2012 F7 ISO 16890 ePM2,5
Filter Frame Filtre Çerçevesi	P	Plastic Plastik
Media and Separator Malzeme ve Separatör	R	Glass Fiber Paper Hot Melt Cam Elyaf Kağıt Sıcak Tutkal
Panel Depth Filtre Panel Derinliği	K	35 mm (With Glue)
Flange Type Flanş Tipi	N	No Flange
Filter Surface Grid Filtre Yüzeği	O	Without Face Grids Yüzeği Telsiz
Filter Gasket Type Filtre Conta Tipi	X	Without Gasket Contasız
Filter Gasket Direction Conta Yönü	X	No Yok

TECHNICAL SPECIFICATIONS TEKNİK ÖZELLİKLER

Filter Class Filtre Sınıfı	EN 779-2012	M5	M6	F7	F8	F9
Av. Efficiency Ort. Verimlilik	ISO 16890	ePM10	ePM10	ePM2,5	ePM1	ePM1
Max.Working Temp. Max.Çalışma Sıcaklığı	EN 779-2012	60%	80%	85%	90%	95%
Relative Humidity Bağıl Nem	ISO 16890	>50%	>60%	65-80%	65-80%	80%
Rec. Final Pres. Drop Acc. Tav. Edilen Son Basınç Düşümü			80 °C			
Filter Stage Filtre Kademesi			100%			
				EN 779-2012	450 Pa.	
				ISO 16890	300 Pa.	

PRESSURE DROP&FACE VELOCITY GRAPH



MINIPAN-48-PRK & MINIPAN-96-PRL Series Technical Data
MINIPAN-48-PRK & MINIPAN-96-PRL Serisi Teknik Veri

Code	Size W x L x D	Filter Class ISO 16890	Filter Class EN 779-2012	Filter Depth mm	Filter Area m ²	Air Flow m ³ /h	In.Pressure D. Pa.	Weight kg
MN6PRKNOXX	0287-0592-048	ePM10>60%	M6	48	2,85	1000	80	2,00
MN6PRKNOXX	0492-0592-048	ePM10>60%	M6	48	5,00	1600	80	3,50
MN6PRKNOXX	0592-0592-048	ePM10>60%	M6	48	6,00	2000	80	4,00

Code	Size W x L x D	Filter Class ISO 16890	Filter Class EN 779-2012	Filter Depth mm	Filter Area m ²	Air Flow m ³ /h	In.Pressure D. Pa.	Weight kg
MN7PRKNOXX	0287-0592-048	ePM2,5>65-80%	F7	48	2,85	1000	100	2,00
MN7PRKNOXX	0492-0592-048	ePM2,5>65-80%	F7	48	5,00	1600	100	3,50
MN7PRKNOXX	0592-0592-048	ePM2,5>65-80%	F7	48	6,00	2000	100	4,00

Code	Size W x L x D	Filter Class ISO 16890	Filter Class EN 779-2012	Filter Depth mm	Filter Area m ²	Air Flow m ³ /h	In.Pressure D. Pa.	Weight kg
MN8PRKNOXX	0287-0592-048	ePM2,5>65-80%	F8	48	2,85	1000	120	2,00
MN8PRKNOXX	0492-0592-048	ePM2,5>65-80%	F8	48	5,00	1600	120	3,50
MN8PRKNOXX	0592-0592-048	ePM2,5>65-80%	F8	48	6,00	2000	120	4,00

Code	Size W x L x D	Filter Class ISO 16890	Filter Class EN 779-2012	Filter Depth mm	Filter Area m ²	Air Flow m ³ /h	In.Pressure D. Pa.	Weight kg
MN9PRKNOXX	0287-0592-048	ePM1>65-80%	F9	48	2,85	1000	150	2,00
MN9PRKNOXX	0492-0592-048	ePM1>65-80%	F9	48	5,00	1600	150	3,50
MN9PRKNOXX	0592-0592-048	ePM1>65-80%	F9	48	6,00	2000	150	4,00

Code	Size W x L x D	Filter Class ISO 16890	Filter Class EN 779-2012	Filter Depth mm	Filter Area m ²	Air Flow m ³ /h	In.Pressure D. Pa.	Weight kg
MN6PRLNOXX	0287-0592-096	ePM10>60%	M6	96	2,85	1250	85	2,50
MN6PRLNOXX	0492-0592-096	ePM10>60%	M6	96	5,00	2100	85	4,30
MN6PRLNOXX	0592-0592-096	ePM10>60%	M6	96	6,00	2500	85	6,65

Code	Size W x L x D	Filter Class ISO 16890	Filter Class EN 779-2012	Filter Depth mm	Filter Area m ²	Air Flow m ³ /h	In.Pressure D. Pa.	Weight kg
MN7PRLNOXX	0287-0592-096	ePM2,5>65-80%	F7	96	2,85	1250	100	2,50
MN7PRLNOXX	0492-0592-096	ePM2,5>65-80%	F7	96	5,00	2100	100	4,30
MN7PRLNOXX	0592-0592-096	ePM2,5>65-80%	F7	96	6,00	2500	100	6,65

Code	Size W x L x D	Filter Class ISO 16890	Filter Class EN 779-2012	Filter Depth mm	Filter Area m ²	Air Flow m ³ /h	In.Pressure D. Pa.	Weight kg
MN8PRLNOXX	0287-0592-096	ePM2,5>65-80%	F8	96	2,85	1250	115	2,50
MN8PRLNOXX	0492-0592-096	ePM2,5>65-80%	F8	96	5,00	2100	115	4,30
MN8PRLNOXX	0592-0592-096	ePM2,5>65-80%	F8	96	6,00	2500	115	6,65

Code	Size W x L x D	Filter Class ISO 16890	Filter Class EN 779-2012	Filter Depth mm	Filter Area m ²	Air Flow m ³ /h	In.Pressure D. Pa.	Weight kg
MN9PRLNOXX	0287-0592-096	ePM1>80%	F9	96	2,85	1250	130	2,50
MN9PRLNOXX	0492-0592-096	ePM1>80%	F9	96	5,00	2100	130	4,30
MN9PRLNOXX	0592-0592-096	ePM1>80%	F9	96	6,00	2500	130	6,65

MINIPAN-96-GRL Series

Mini Pleated Compact Filters

Mini Pileli Kompakt Filtreler



MN7GRLN1PG-0592-0592-96



APPLICATIONS

- For high efficiency air filtration
- Reduced dimensions and high flow filter units
- Rigid structure provides excellent precision filtration
- Optional protection grid wire
- Optional seal flange, protection wire

UYGULAMALAR

- Yüksek verimli hava filtrasyonu için
- Azaltılmış boyutlar ve yüksek akışlı filtre üniteleri uygulamalarında
- Rijit yapısı mükemmel hassas filtrasyonu sağlar
- İsteğe bağlı koruma kafes teli
- İsteğe bağlı conta, flanş, koruma teli

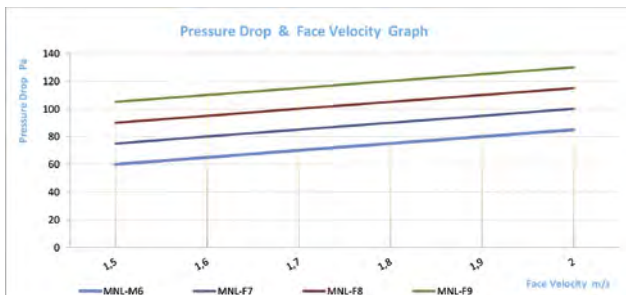
FILTER CODE STRUCTURE FİLTRE KOD YAPISI

Filter Type Filtre Tipi	MN	MINIPAN
Filter Class EN 779-2012 Filtre Sınıfı EN 779-2012	7	EN 779-2012 F7 ISO 16890 ePM2,5
Filter Frame Filtre Çerçevesi	G	Galvanized Galvaniz
Media and Separator Malzeme ve Separatör	R	Glass Fiber Paper Hot Melt Cam Elyaf Kağıt Sıcak Tutkal
Panel Depth Filtre Panel Derinliği	L	83 mm (With Glue) (Tutkallı)
Flange Type Flanş Tipi	N	No Flange
Filter Surface Grid Filtre Yüzeyi	1	One Side with Grid Tek Tarafı Telli
Filter Gasket Type Filtre Conta Tipi	P	Polyurethane Poliüretan
Filter Gasket Direction Conta Yönü	G	Air Inlet Hava Girişte

TECHNICAL SPECIFICATIONS TEKNİK ÖZELLİKLER

Filter Class Filtre Sınıfı	EN 779-2012	M5	M6	F7	F8	F9
Av. Efficiency Ort. Verimlilik	EN 779-2012	60%	80%	85%	90%	95%
	ISO 16890	>50%	>60%	65-80%	65-80%	80%
Max.Working Temp. Max.Çalışma Sıcaklığı			80 °C			
Relative Humidity Bağıl Nem			100%			
Rec. Final Pres. Drop Acc. Tav. Edilen Son Basınç Düşümü	EN 779-2012		450 Pa.			
	ISO 16890		300 Pa.			
Filter Stage Filtre Kademesi			II - III			

PRESSURE DROP&FACE VELOCITY GRAPH



MINIPAN-96-GRL Series Technical Data

MINIPAN-96-GRL Serisi Teknik Veri

Code	Size W x L x D	Filter Class ISO 16890	Filter Class EN 779-2012	Filter Depth mm	Filter Area m ²	Air Flow m ³ /h	In. Pressure D. Pa.	Weight kg
MN6GRLN1PG	0287-0592-096	ePM10>60%	M6	96	2,85	1250	85	2,50
MN6GRLN1PG	0492-0592-096	ePM10>60%	M6	96	5,00	2100	85	4,30
MN6GRLN1PG	0592-0592-096	ePM10>60%	M6	96	6,00	2500	85	6,65

Code	Size W x L x D	Filter Class ISO 16890	Filter Class EN 779-2012	Filter Depth mm	Filter Area m ²	Air Flow m ³ /h	In. Pressure D. Pa.	Weight kg
MN7GRLN1PG	0287-0592-096	ePM2,5>65-80%	F7	96	2,85	1250	100	2,50
MN7GRLN1PG	0492-0592-096	ePM2,5>65-80%	F7	96	5,00	2100	100	4,30
MN7GRLN1PG	0592-0592-096	ePM2,5>65-80%	F7	96	6,00	2500	100	6,65

Code	Size W x L x D	Filter Class ISO 16890	Filter Class EN 779-2012	Filter Depth mm	Filter Area m ²	Air Flow m ³ /h	In. Pressure D. Pa.	Weight kg
MN8GRLN1PG	0287-0592-096	ePM2,5>65-80%	F8	96	2,85	1250	115	2,50
MN8GRLN1PG	0492-0592-096	ePM2,5>65-80%	F8	96	5,00	2100	115	4,30
MN8GRLN1PG	0592-0592-096	ePM2,5>65-80%	F8	96	6,00	2500	115	6,65

Code	Size W x L x D	Filter Class ISO 16890	Filter Class EN 779-2012	Filter Depth mm	Filter Area m ²	Air Flow m ³ /h	In. Pressure D. Pa.	Weight kg
MN9GRLN1PG	0287-0592-096	ePM1>80%	F9	96	2,85	1250	130	2,50
MN9GRLN1PG	0492-0592-096	ePM1>80%	F9	96	5,00	2100	130	4,30
MN9GRLN1PG	0592-0592-096	ePM1>80%	F9	96	6,00	2500	130	6,65

MULTICELL-130-PRL Series

Mini Pleated Compact Filters
 Mini Pileli Kompakt Filtreler



MC7PRL1XX-0592-0592-130



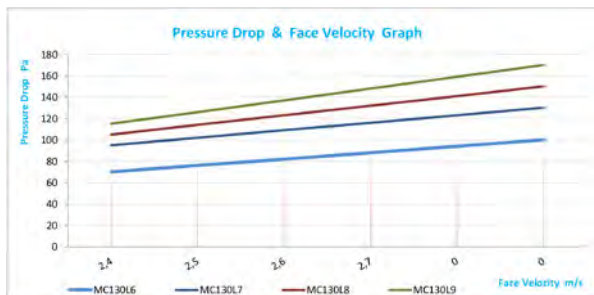
APPLICATIONS

- For high efficiency air filtration
- Reduced dimensions and high flow filter units
- Rigid structure provides excellent precision filtration
- Optional protection grid wire
- Optional seal flange, protection wire

UYGULAMALAR

- Yüksek verimli hava filtrasyonu için
- Azaltılmış boyutlar ve yüksek akışlı filtre üniteleri uygulamalarında
- Rijit yapısı mükemmel hassas filtrasyonu sağlar
- İsteğe bağlı koruma kafes telli
- İsteğe bağlı conta, flanş, koruma teli

PRESSURE DROP&FACE VELOCITY GRAPH



FILTER CODE STRUCTURE FİLTRE KOD YAPISI

Filter Type Filtre Tipi	MC MULTICELL	
Filter Class EN 779-2012 Filtre Sınıfı EN 779-2012	7	EN 779-2012 F7 ISO 16890 ePM2,5
Filter Frame Filtre Çerçevesi	P	Plastic Plastik
Media and Separator Malzeme ve Separatör	R	Glass Fiber Paper Hot Melt Cam Elyaf Kağıt Sıcak Tutkal
Panel Depth Filtre Panel Derinliği	L	98 mm
Filter Flange Type Filtre Flanş Tipi	T	Single Flange Tek Flanşlı
Filter Surface Grid Filtre Yüzeyi	1	Face Grid Air Outlet Yüzey Teli Hava Çıkışta
Filter Gasket Type Filtre Conta Türü	X	Without Gasket Contasız
Filter Gasket Direction Filtre Conta Yönü	X	No Yok
Filter Size Filtre Ölçüsü	0592-0592-130	

TECHNICAL SPECIFICATIONS TEKNİK ÖZELLİKLER

Filter Class Filtre Sınıfı	EN 779-2012	M5	M6	F7	F8	F9
Av. Efficiency Ort. Verimlilik	ISO 16890	ePM10	ePM10	ePM2,5	ePM1	ePM1
	EN 779-2012	60%	80%	85%	90%	95%
	ISO 16890	>50%	>60%	65-80%	65-80%	80%
Max.Working Temp. Max.Çalışma Sıcaklığı	80 °C					
Relative Humidity Bağıl Nem	100%					
Rec. Final Pres. Drop Acc. Tav. Edilen Son Basınç Düşümü	EN 779-2012	450 Pa.				
	ISO 16890	300 Pa.				
Filter Stage Filtre Kademesi	II - III					

MULTICELL-130-PRL Series Technical Data

MULTICELL-130-PRL Serisi Teknik Veri

Filter Code	Size W x L x D	Filter Class ISO 16890	Filter Class EN 779-2012	Filter Depth mm	Filter Area m ²	Air Flow m ³ /h	In.Pressure D. Pa.	Weight kg
MC6PRLT1XX	0287-0592-130	ePM10> 60	M6	130	6,00	1700	100	3,50
MC6PRLT1XX	0492-0592-130	ePM10> 60	M6	130	12,00	2800	100	5,00
MC6PRLT1XX	0592-0592-130	ePM10> 60	M6	130	14,00	3400	100	5,80

Filter Code	Size W x L x D	Filter Class ISO 16890	Filter Class EN 779-2012	Filter Depth mm	Filter Area m ²	Air Flow m ³ /h	In.Pressure D. Pa.	Weight kg
MC7PRLT1XX	0287-0592-130	ePM2,5 65-80%	F7	130	6,00	1700	130	3,50
MC7PRLT1XX	0490-0592-130	ePM2,5 65-80%	F7	130	12,00	2800	130	5,00
MC7PRLT1XX	0592-0592-130	ePM2,5 65-80%	F7	130	14,00	3400	130	5,80

Filter Code	Size W x L x D	Filter Class ISO 16890	Filter Class EN 779-2012	Filter Depth mm	Filter Area m ²	Air Flow m ³ /h	In.Pressure D. Pa.	Weight kg
MC8PRLT1XX	0287-0592-130	ePM1 65-80%	F8	130	6,00	1700	150	3,50
MC8PRLT1XX	0490-0592-130	ePM1 65-80%	F8	130	12,00	2800	150	5,00
MC8PRLT1XX	0592-0592-130	ePM1 65-80%	F8	130	14,00	3400	150	5,80

Filter Code	Size W x L x D	Filter Class ISO 16890	Filter Class EN 779-2012	Filter Depth mm	Filter Area m ²	Air Flow m ³ /h	In.Pressure D. Pa.	Weight kg
MC9PRLT1XX	0287-0592-130	ePM1 >80%	F9	130	6,00	1700	170	3,50
MC9PRLT1XX	0490-0592-130	ePM1 >80%	F9	130	12,00	2800	170	5,00
MC9PRLT1XX	0592-0592-130	ePM1 >80%	F9	130	14,00	3400	170	5,80

MULTICELL-130-PRM Series

Mini Pleated Compact Filters
 Mini Pileli Kompakt Filtreler



MC7PRMT1XX-0592-0592-130



APPLICATIONS

- For high efficiency air filtration
- Reduced dimensions and high flow filter units
- Rigid structure provides excellent precision filtration
- Optional protection grid wire
- Optional seal flange, protection wire

UYGULAMALAR

- Yüksek verimli hava filtrasyonu için
- Azaltılmış boyutlar ve yüksek akışlı filtre üniteleri uygulamalarında
- Rijit yapısı mükemmel hassas filtrasyonu sağlar
- İsteğe bağlı koruma kafes telli
- İsteğe bağlı conta, flanş, koruma teli

FILTER CODE STRUCTURE FİLTRE KOD YAPISI

Filter Type
 Filtre Tipi **MC MULTICELL**

Filter Class EN 779-2012
 Filtre Sınıfı EN 779-2012 **7** EN 779-2012 F7
 ISO 16890 ePM2,5

Filter Frame
 Filtre Çerçevesi **P** Plastic
 Plastik

Media and Separator
 Malzeme ve Separatör **R** Glass Fiber Paper Hot Melt
 Cam Elyaf Kağıt Sıcak Tutkal

Panel Depth
 Filtre Panel Derinliği **M** 58 mm

Filter Flange Type
 Filtre Flanş Tipi **T** Single Flange
 Tek Flanşlı

Filter Surface Grid
 Filtre Yüzeyi **1** Face Grid Air Outlet
 Yüzey Teli Hava Çıkışta

Filter Gasket Type
 Filtre Conta Türü **X** Without Gasket
 Contasız

Filter Gasket Direction
 Filtre Conta Yönü **X** No
 Yok

Filter Size
 Filtre Ölçüsü 0592-0592-130

TECHNICAL SPECIFICATIONS TEKNİK ÖZELLİKLER

Filter Class	EN 779-2012	M5	M6	F7	F8	F9
Filtre Sınıfı	ISO 16890	ePM10	ePM10	ePM2,5	ePM1	ePM1
Av. Efficiency	EN 779-2012	60%	80%	85%	90%	95%
Ort. Verimlilik	ISO 16890	>50%	>60%	65-80%	65-80%	80%

Max.Working Temp.
 Max.Çalışma Sıcaklığı 80 °C

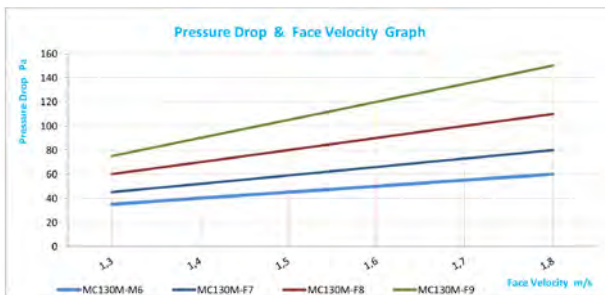
Relative Humidity
 Bağıl Nem 100%

Rec. Final Pres. Drop Acc. **EN 779-2012** 450 Pa.

Tav. Edilen Son Basınç Düşümü **ISO 16890** 300 Pa.

Filter Stage
 Filtre Kademesi II - III

PRESSURE DROP&FACE VELOCITY GRAPH



MULTICELL-130-PRM Series Technical Data

MULTICELL-130-PRM Serisi Teknik Veri

Filter Code	Size W x L x D	Filter Class ISO 16890	Filter Class EN 779-2012	Filter Depth mm	Filter Area m ²	Air Flow m ³ /h	In.Pressure D. Pa.	Weight kg
MC6PRMT1XX	0287-0592-130	ePM10> 60	M6	130	3,20	1125	60	3,50
MC6PRMT1XX	0490-0592-130	ePM10> 60	M6	130	5,20	1800	60	5,00
MC6PRMT1XX	0592-0592-130	ePM10> 60	M6	130	6,50	2250	60	5,80


Filter Code	Size W x L x D	Filter Class ISO 16890	Filter Class EN 779-2012	Filter Depth mm	Filter Area m ²	Air Flow m ³ /h	In.Pressure D. Pa.	Weight kg
MC7PRMT1XX	0287-0592-130	ePM2,5 65-80%	F7	130	3,20	1125	80	3,50
MC7PRMT1XX	0490-0592-130	ePM2,5 65-80%	F7	130	5,20	1800	80	5,00
MC7PRMT1XX	0592-0592-130	ePM2,5 65-80%	F7	130	6,50	2250	80	5,80

Filter Code	Size W x L x D	Filter Class ISO 16890	Filter Class EN 779-2012	Filter Depth mm	Filter Area m ²	Air Flow m ³ /h	In.Pressure D. Pa.	Weight kg
MC8PRMT1XX	0287-0592-130	ePM1 65-80%	F8	130	3,20	1125	110	3,50
MC8PRMT1XX	0490-0592-130	ePM1 65-80%	F8	130	5,20	1800	110	5,00
MC8PRMT1XX	0592-0592-130	ePM1 65-80%	F8	130	6,50	2250	110	5,80

Filter Code	Size W x L x D	Filter Class ISO 16890	Filter Class EN 779-2012	Filter Depth mm	Filter Area m ²	Air Flow m ³ /h	In.Pressure D. Pa.	Weight kg
MC9PRMT1XX	0287-0592-130	ePM1 >80%	F9	130	3,20	1125	150	3,50
MC9PRMT1XX	0490-0592-130	ePM1 >80%	F9	130	5,20	1800	150	5,00
MC9PRMT1XX	0592-0592-130	ePM1 >80%	F9	130	6,50	2250	150	5,80

MULTIAS 292-GRT8

Aluminium Separator Filters
 Alüminyum Separatör Filtreler



MA8GR8T2YC-0592-0592-292



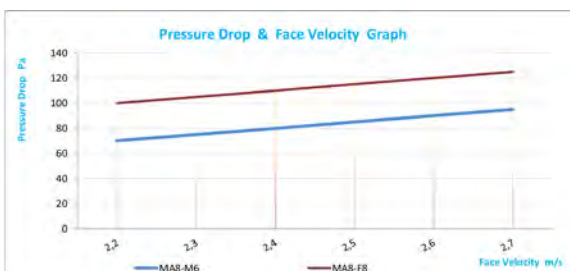
APPLICATIONS

- High temperature resistant Aluminium separator
- In high-flow filter unit applications
- Low initial pressure drop
- Optional gasket, flange, protection grid wire

UYGULAMALAR

- Yüksek ısı dayanımlı alüminyum seperatörlü
- Yüksek akışlı filtre üniteleri uygulamalarında
- Yüksek debi, düşük ilk basınç düşümü
- İsteğe bağlı conta, flanş, koruma teli

PRESSURE DROP&FACE VELOCITY GRAPH



FILTER CODE STRUCTURE FİLTRE KOD YAPISI

Filter Type Filtre Tipi	MA MULTI-AS		
Filter Class EN 779-2012 Filtre Sınıfı EN 779-2012	8	EN 779-2012 ISO 16890	F8 ePM1
Filter Frame Filtre Çerçevesi	G	Galvanized Galvaniz	
Media and Separator Malzeme ve Separatör	R	Glass Fiber Media with Aluminium Separator Cam Elyaf Kağıt ve Alüminyum Separatör	
Panel Depth Filtre Panel Derinliği	8	8 mm	
Filter Flange Type Filtre Flanş Tipi	T	Single Flange Tek Flanşlı	
Filter Surface Grid Filtre Yüzey	2	Face Grids Air Outlet Yüzey Teli Hava Çıkışta	
Filter Gasket Type Filtre Conta Tipi	Y	High Heat Gasket Yüksek Isı Conta	
Filter Gasket Direction Filtre Conta Yönü	C	Air Outlet Hava Çıkışta	
Filter Size Filtre Ölçüsü	0592-0592-292		

TECHNICAL SPECIFICATIONS TEKNİK ÖZELLİKLER

Filter Class Filtre Sınıfı	EN 779-2012	M5	M6	F7	F8	F9
Av. Efficiency Ort. Verimlilik	ISO 16890	ePM10	ePM10	ePM2,5	ePM1	ePM1
	EN 779-2012	60%	80%	85%	90%	95%
	ISO 16890	>50%	>60%	65-80%	65-80%	80%
Max.Working Temp. Max.Çalışma Sıcaklığı	250 - 350 °C					
Relative Humidity Bağıl Nem	100%					
Rec. Final Pres. Drop Acc. Tav. Edilen Son Basınç Düşümü	EN 779-2012	450 Pa.				
	ISO 16890	300 Pa.				
Filter Stage Filtre Kademesi	II - III					

MULTIAS 292-GRT8 Series Technical Data


MULTIAS 292-GRT8 Serisi Teknik Veri

Filter Code	Size W x L x D	Filter Class ISO 16890	Filter Class EN 779-2012	Filter Depth mm	Filter Area m ²	Air Flow m ³ /h	In.Pressure D. Pa.	Weight kg
MA6GR8T2YC	0287-0592-292	ePM10> 60	M6	292	8,00	1500	140	6,00
MA6GR8T2YC	0592-0592-292	ePM10> 60	M6	292	16,00	3000	140	9,00

Filter Code	Size W x L x D	Filter Class ISO 16890	Filter Class EN 779-2012	Filter Depth mm	Filter Area m ²	Air Flow m ³ /h	In.Pressure D. Pa.	Weight kg
MA8GR8T2YC	0287-0592-292	ePM1 65-80%	F8	292	8,00	1500	165	6,00
MA8GR8T2YC	0592-0592-292	ePM1 65-80%	F8	292	16,00	3000	165	9,00

MULTIAS 292-GRT5

Aluminium Seperator Filters
 Alüminyum Seperatör Filtreler



MA8GR5T2YC-0592-0592-292



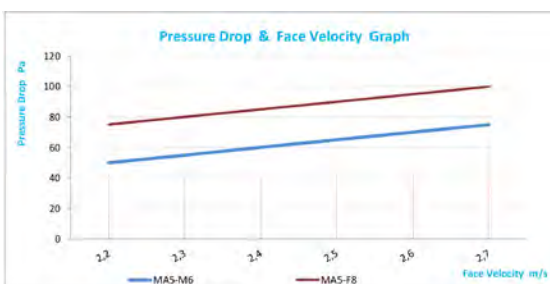
APPLICATIONS

- High temperature resistant Aluminium separator
- In high-flow filter unit applications
- Low initial pressure drop
- Optional gasket, flange, protection grid wire

UYGULAMALAR

- Yüksek ısı dayanımlı alüminyum seperatörlü
- Yüksek akışlı filtre üniteleri uygulamalarında
- Yüksek debi, düşük ilk basınç düşümü
- İsteğe bağlı conta, flanş, koruma teli

PRESSURE DROP&FACE VELOCITY GRAPH



FILTER CODE STRUCTURE FİLTRE KOD YAPISI

Filter Type	MA MULTI-AS		
Filtre Tipi			
Filter Class EN 779-2012	8	EN 779-2012	F8
Filtre Sınıfı EN 779-2012		ISO 16890	ePM1
Filter Frame	G	Galvanized	
Filtre Çerçevesi		Galvaniz	
Media and Seperator	R	Glass Fiber Media with Aluminium Separator	
Malzeme ve Seperatör		Cam Elyaf Kağıt ve Alüminyum Seperatör	
Panel Depth	5	5 mm	
Filtre Panel Derinliği			
Filter Flange Type	T	Single Flange	
Filtre Flanş Tipi		Tek Flanşlı	
Filter Surface Grid	2	Two Surface Grid	
Filtre Yüzey		İki Tarafı Telli	
Filter Gasket Type	Y	High Heat Gasket	
Filtre Gasket Direction		Yüksek Isı Conta	
Filter Gasket Type	C	Air Outlet	
Filtre Gasket Direction		Hava Çıkışta	
Filter Size	0592-0592-292		
Filtre Ölçüsü			

TECHNICAL SPECIFICATIONS TEKNİK ÖZELLİKLER

Filter Class	EN 779-2012	M5	M6	F7	F8	F9
Filtre Sınıfı	ISO 16890	ePM10	ePM10	ePM2,5	ePM1	ePM1
Av. Efficiency	EN 779-2012	60%	80%	85%	90%	95%
Ort. Verimlilik	ISO 16890	>50%	>60%	65-80%	65-80%	80%
Max.Working Temp.	250 - 350 °C					
Max.Çalışma Sıcaklığı						
Relative Humidity	100%					
Bağıl Nem						
Rec. Final Pres. Drop Acc.	EN 779-2012	450 Pa.				
Tav. Edilen Son Basınç Düşümü	ISO 16890	300 Pa.				
Filter Stage	II - III					
Filtre Kademesi						

MULTIAS 292-GRT5 Series Technical Data

MULTIAS 292-GRT5 Serisi Teknik Veri

Filter Code	Size W x L x D	Filter Class ISO 16890	Filter Class EN 779-2012	Filter Depth mm	Filter Area m ²	Air Flow m ³ /h	In.Pressure D. Pa.	Weight kg
MA6GR5T2YC	0287-0592-292	ePM10> 60	M6	292	10,00	1500	130	6,00
MA6GR5T2YC	0592-0592-292	ePM10> 60	M6	292	21,00	3000	130	9,00

Filter Code	Size W x L x D	Filter Class ISO 16890	Filter Class EN 779-2012	Filter Depth mm	Filter Area m ²	Air Flow m ³ /h	In.Pressure D. Pa.	Weight kg
MA8GR5T2YC	0287-0592-292	ePM1 65-80%	F8	292	10,00	1500	150	6,00
MA8GR5T2YC	0592-0592-292	ePM1 65-80%	F8	292	21,00	3000	150	9,00

MULTIFIL 292

Rigid Pocket Filters
Rijit Cepli Filtreler



MF07P4B25R18PC-0592-0592-292



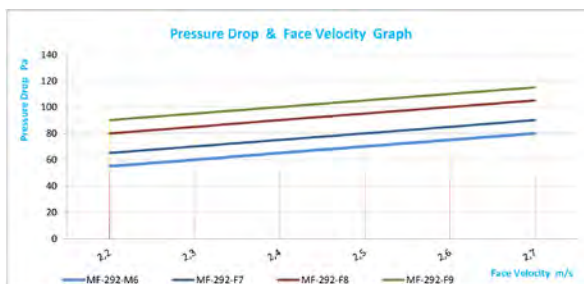
APPLICATIONS

- For high efficiency air filtration
- Reduced dimensions and high flow filter units
- Rigid structure provides excellent precision filtration
- V type increased surface, high flow rate, low initial pressure drop
- Long service life in a group of fine filters

UYGULAMALAR

- Yüksek verimli hava filtrasyonu için
- Azaltılmış boyutlar ve yüksek akışlı filtre üniteleri uygulamalarında
- Rijit yapısı mükemmel hassas filtrasyonu sağlar
- V tipi artırılmış yüzey, yüksek debi, düşük ilk basınç düşümü hassas filtreler grubunda uzun servis ömrü sunar
- İsteğe bağlı conta, flanş, koruma teli

PRESSURE DROP & FACE VELOCITY GRAPH



FILTER CODE STRUCTURE FİLTRE KOD YAPISI

Filter Type Filtre Tipi	MF	MULTIFIL-292
Filter Class EN 779-2012 Filtre Sınıfı EN 779-2012	7	EN 779-2012 F7 ISO 16890 ePM 2,5
Filter Frame Filtre Çerçevesi	P	Plastic Plastik
Filter Rigid Pocket Pieces Filtre Rijit Cep Sayısı	4	4 Rigid Pocket 4 Rijit Cep
Filter Color Filtre Rengi	B	White Beyaz
Filter Flange Thickness Filtre Flanş Kalınlığı	25	25 mm
Media and Separator Type Malzeme ve Separatör Tipi	R	Glass Fiber & Hot Melt Cam Elyaf ve Sıcak Tutkal
Filter Media Area Filtre Alanı	18	18 m ²
Filter Gasket Type Filtre Conta Tipi	X	Without Gasket Contasız
Filter Gasket Direction Filtre Conta Yönü	X	No Yok
Filter Size Filtre Ölçüsü		0592-0592-292

TECHNICAL SPECIFICATIONS TEKNİK ÖZELLİKLER

Filter Class Filtre Sınıfı	EN 779-2012	M5	M6	F7	F8	F9
Av. Efficiency Ort. Verimlilik	ISO 16890	ePM10	ePM10	ePM2,5	ePM1	ePM1
Max. Working Temp. Max. Çalışma Sıcaklığı		60%	80%	85%	90%	95%
Relative Humidity Bağıl Nem		>50%	>60%	65-80%	65-80%	80%
Rec. Final Pres. Drop Acc. Tav. Edilen Son Basınç Düşümü	EN 779-2012		80 °C		450 Pa.	
Filter Stage Filtre Kademesi	ISO 16890		100%		300 Pa.	
						II - III

MULTIFIL 292 Series Technical Data

MULTIFIL 292 Serisi Teknik Veri

Filter Code	Size W x L x D	Filter Class ISO 16890	Filter Class EN 779-2012	Filter Depth mm	Filter Area m ²	Air Flow m ³ /h	In.Pressure D. Pa.	Weight kg
MF06P4B25R09XX	0287-0592-292	ePM10> 60	M6	292	9,00	1650	80	4,50
MF06P4B25R15XX	0490-0592-292	ePM10> 60	M6	292	15,00	2700	80	6,00
MF06P4B25R18XX	0592-0592-292	ePM10> 60	M6	292	18,00	3400	80	7,00

Filter Code	Size W x L x D	Filter Class ISO 16890	Filter Class EN 779-2012	Filter Depth mm	Filter Area m ²	Air Flow m ³ /h	In.Pressure D. Pa.	Weight kg
MF07P4B25R09XX	0287-0592-292	ePM2,5 65-80%	F7	292	9,00	1650	90	4,50
MF07P4B25R15XX	0490-0592-292	ePM2,5 65-80%	F7	292	15,00	2700	90	6,00
MF07P4B25R18XX	0592-0592-292	ePM2,5 65-80%	F7	292	18,00	3400	90	7,00

Filter Code	Size W x L x D	Filter Class ISO 16890	Filter Class EN 779-2012	Filter Depth mm	Filter Area m ²	Air Flow m ³ /h	In.Pressure D. Pa.	Weight kg
MF08P4B25R09XX	0287-0592-292	ePM1 65-80%	F8	292	9,00	1650	105	4,50
MF08P4B25R15XX	0490-0592-292	ePM1 65-80%	F8	292	15,00	2700	105	6,00
MF08P4B25R18XX	0592-0592-292	ePM1 65-80%	F8	292	18,00	3400	105	7,00

Filter Code	Size W x L x D	Filter Class ISO 16890	Filter Class EN 779-2012	Filter Depth mm	Filter Area m ²	Air Flow m ³ /h	In.Pressure D. Pa.	Weight kg
MF09P4B25R09XX	0287-0592-292	ePM1> 80%	F9	292	9,00	1650	115	4,50
MF09P4B25R15XX	0490-0592-292	ePM1> 80%	F9	292	15,00	2700	115	6,00
MF09P4B25R18XX	0592-0592-292	ePM1> 80%	F9	292	18,00	3400	115	7,00

MULTIFIL 420

Rigid Pocket Filters
Rijit Cepli Filtreler



MF07P4B25R32PC-0592-0592-420



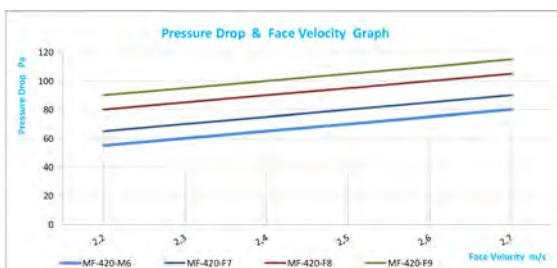
APPLICATIONS

- High efficiency air filtration
- Reduced dimensions and high flow filter units
- Especially for gas turbine and compressor
- Deep V type increased surface provides high flow rate
- Lower initial pressure drop compared to standard rigid pocket
- Long service and maintenance life

UYGULAMALAR

- Yüksek verimli hava filtrasyonu
- Azaltılmış boyutlar ve yüksek akışlı filtre üniteleri uygulamalarında
- Özellikle gaz türbini ve kompresör için
- Derin V tipi artırılmış yüzey, yüksek debi sağlar
- Standart rijit cebe kıyasla daha düşük ilk basınç düşmesi
- Uzun servis ve bakım ömrü sunar

PRESSURE DROP & FACE VELOCITY GRAPH



FILTER CODE STRUCTURE FİLTRE KOD YAPISI

Filter Type Filtre Tipi	MF	MULTIFIL-420
Filter Class EN 779-2012 Filtre Sınıfı EN 779-2012	7	EN 779-2012 F7 ISO 16890 ePM 2,5
Filter Frame Filtre Çerçevesi	P	Plastic Plastik
Filter Rigid Pocket Pieces Filtre Rijit Cep Sayısı	4	4 Rigid Pocket 4 Rijit Cep
Filter Color Filtre Rengi	B	White Beyaz
Filter Flange Thickness Filtre Flanş Kalınlığı	25	25 mm
Media and Separator Type Malzeme ve Separatör Tipi	R	Glass Fiber & Hot Melt Cam Elyaf ve Sıcak Tutkal
Filter Media Area Filtre Alanı	32	32 m ²
Filter Gasket Type Filtre Conta Tipi	X	Without Gasket Contasız
Filter Gasket Direction Filtre Conta Yönü	X	No Yok
Filter Size Filtre Ölçüsü		0592-0592-420

TECHNICAL SPECIFICATIONS TEKNİK ÖZELLİKLER

Filter Class Filtre Sınıfı	EN 779-2012	M5	M6	F7	F8	F9
Av. Efficiency Ort. Verimlilik	ISO 16890	ePM10	ePM10	ePM2,5	ePM1	ePM1
Max.Working Temp. Max.Çalışma Sıcaklığı		60%	80%	85%	90%	95%
Relative Humidity Bağıl Nem		>50%	>60%	65-80%	65-80%	80%
Rec. Final Pres. Drop Acc. Tav. Edilen Son Basınç Düşümü	EN 779-2012		80 °C		450 Pa.	
Filter Stage Filtre Kademesi	ISO 16890		100%		300 Pa.	
						II - III

MULTIFIL 420 Series Technical Data

MULTIFIL 420 Serisi Teknik Veri

Filter Code	Size W x L x D	Filter Class ISO 16890	Filter Class EN 779-2012	Filter Depth mm	Filter Area m ²	Air Flow m ³ /h	In.Pressure D. Pa.	Weight kg
MF06P4B25R16XX	0287-0592-420	ePM10> 60	M6	420	15,00	1650	70	4,50
MF06P4B25R24XX	0490-0592-420	ePM10> 60	M6	420	24,00	2700	70	6,00
MF06P4B25R32XX	0592-0592-420	ePM10> 60	M6	420	32,00	3400	70	7,00

Filter Code	Size W x L x D	Filter Class ISO 16890	Filter Class EN 779-2012	Filter Depth mm	Filter Area m ²	Air Flow m ³ /h	In.Pressure D. Pa.	Weight kg
MF07P4B25R16XX	0287-0592-420	ePM2,5> 65-80%	F7	420	15,00	1650	80	4,50
MF07P4B25R24XX	0490-0592-420	ePM2,5> 65-80%	F7	420	24,00	2700	80	6,00
MF07P4B25R32XX	0592-0592-420	ePM2,5> 65-80%	F7	420	32,00	3400	80	7,00

Filter Code	Size W x L x D	Filter Class ISO 16890	Filter Class EN 779-2012	Filter Depth mm	Filter Area m ²	Air Flow m ³ /h	In.Pressure D. Pa.	Weight kg
MF08P4B25R16XX	0287-0592-420	ePM1> 65-80%	F8	420	15,00	1650	90	4,50
MF08P4B25R24XX	0490-0592-420	ePM1> 65-80%	F8	420	24,00	2700	90	6,00
MF08P4B25R32XX	0592-0592-420	ePM1> 65-80%	F8	420	32,00	3400	90	7,00

Filter Code	Size W x L x D	Filter Class ISO 16890	Filter Class EN 779-2012	Filter Depth mm	Filter Area m ²	Air Flow m ³ /h	In.Pressure D. Pa.	Weight kg
MF09P4B25R16XX	0287-0592-420	ePM1>80%	F9	420	15,00	1650	95	4,50
MF09P4B25R24XX	0490-0592-420	ePM1>80%	F9	420	24,00	2700	95	6,00
MF09P4B25R32XX	0592-0592-420	ePM1>80%	F9	420	32,00	3400	95	7,00

MULTITUR 292 Gas Turbine Series

Rigid Pocket Filters
Rijit Cepli Filtreler



MT07P4B25R21PC-0592-0592-292



APPLICATIONS

- High efficiency air filtration
- Reduced dimensions and high flow filter units
- Especially for gas turbine and compressor

UYGULAMALAR

- Yüksek verimli hava filtrasyonu
- Azaltılmış boyutlar ve yüksek akışlı filtre üniteleri uygulamalarında
- Özellikle gaz türbini ve kompresör için

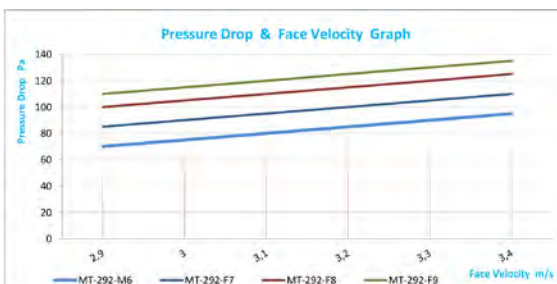
FILTER CODE STRUCTURE FİLTRE KOD YAPISI

Filter Type Filtre Tipi	MT	MULTITUR-292		
Filter Class EN 779-2012 Filtre Sınıfı EN 779-2012	7	EN 779-2012	F7	
Filter Frame Filtre Çerçevesi	P	Plastic	Plastik	
Filter Rigid Pocket Pieces Filtre Rijit Cep Sayısı	4	4 Rigid Pocket	4 Rijit Cep	
Filter Color Filtre Rengi	B	White	Beyaz	
Filter Flange Thickness Filtre Flanş Kalınlığı	25	25 mm		
Media and Separator Type Malzeme ve Separatör Tipi	R	Glass Fiber & Hot Melt	Cam Elyaf ve Sıcak Tutkal	
Filter Media Area Filtre Alanı	21	21 m ²		
Filter Gasket Type Filtre Conta Tipi	P	Polyurethane	Poliüretan	
Filter Gasket Direction Filtre Conta Yönü	C	Air Outlet Side	Hava Çıkış Yönünde	
Filter Size Filtre Ölçüsü		0592-0592-292		

TECHNICAL SPECIFICATIONS TEKNİK ÖZELLİKLER

Filter Class	EN 779-2012	M5	M6	F7	F8	F9
Filter Sınıfı	ISO 16890	ePM10	ePM10	ePM2,5	ePM1	ePM1
Av. Efficiency	EN 779-2012	60%	80%	85%	90%	95%
Ort. Verimlilik	ISO 16890	>50%	>60%	65-80%	65-80%	80%
Max.Working Temp.		80 °C				
Max.Çalışma Sıcaklığı		100%				
Relative Humidity		100%				
Bağıl Nem		100%				
Rec. Final Pres. Drop Acc.	EN 779-2012	450 Pa.				
Tav. Edilen Son Basınç Düşümü	ISO 16890	300 Pa.				
Filter Stage		II - III				
Filtre Kademesi		II - III				

PRESSURE DROP&FACE VELOCITY GRAPH



MULTITUR 292 Gas Turbine Series Technical Data

MULTIFIL 292 Gas Turbine Serisi Teknik Veri

Filter Code	Size W x L x D	Filter Class ISO 16890	Filter Class EN 779-2012	Filter Depth mm	Filter Area m ²	Air Flow m ³ /h	In.Pressure D. Pa.	Weight kg
MT06P4B25R11PC	0287-0592-292	ePM10> 60	M6	292	11,00	2125	95	5,00
MT06P4B25R18PC	0490-0592-292	ePM10> 60	M6	292	18,00	3500	95	6,50
MT06P4B25R21PC	0592-0592-292	ePM10> 60	M6	292	21,00	4250	95	7,50

Filter Code	Size W x L x D	Filter Class ISO 16890	Filter Class EN 779-2012	Filter Depth mm	Filter Area m ²	Air Flow m ³ /h	In.Pressure D. Pa.	Weight kg
MT07P4B25R11PC	0287-0592-292	ePM2,5> 65-80%	F7	292	11,00	2125	110	5,00
MT07P4B25R18PC	0490-0592-292	ePM2,5> 65-80%	F7	292	18,00	3500	110	6,50
MT07P4B25R21PC	0592-0592-292	ePM2,5> 65-80%	F7	292	21,00	4250	110	7,50

Filter Code	Size W x L x D	Filter Class ISO 16890	Filter Class EN 779-2012	Filter Depth mm	Filter Area m ²	Air Flow m ³ /h	In.Pressure D. Pa.	Weight kg
MT08P4B25R11PC	0287-0592-292	ePM1> 65-80%	F8	292	11,00	2125	125	5,00
MT08P4B25R18PC	0490-0592-292	ePM1> 65-80%	F8	292	18,00	3500	125	6,50
MT08P4B25R21PC	0592-0592-292	ePM1> 65-80%	F8	292	21,00	4250	125	7,50

Filter Code	Size W x L x D	Filter Class ISO 16890	Filter Class EN 779-2012	Filter Depth mm	Filter Area m ²	Air Flow m ³ /h	In.Pressure D. Pa.	Weight kg
MT09P4B25R11PC	0287-0592-292	ePM1>80%	F9	292	11,00	2125	140	5,00
MT09P4B25R18PC	0490-0592-292	ePM1>80%	F9	292	18,00	3500	140	6,50
MT09P4B25R21PC	0592-0592-292	ePM1>80%	F9	292	21,00	4250	140	7,50

MULTITUR 420 Gas Turbine Series

Rigid Pocket Filters
Rijit Cepli Filtreler



MT08P4B25R32PC-0592-0592-420



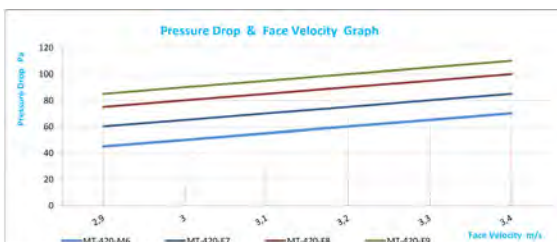
APPLICATIONS

- High efficiency air filtration
- Reduced dimensions and high flow filter units
- Especially for gas turbine and compressor
- Deep V type increased surface provides high flow rate
- Lower initial pressure drop compared to standard rigid pocket
- Air outlet direction wire and gasket

UYGULAMALAR

- Yüksek verimli hava filtrasyonu
- Azaltılmış boyutlar ve yüksek akışlı filtre üniteleri uygulamalarında
- Özellikle gaz türbini ve kompresör için
- Derin V tipi artırılmış yüzey, yüksek debi sağlar
- Standart rijit cebe kıyasla daha düşük ilk basınç düşmesi
- Hava çıkış yönü telli ve contalı

PRESSURE DROP & FACE VELOCITY GRAPH



FILTER CODE STRUCTURE FİLTRE KOD YAPISI

Filter Type Filtre Tipi	MT MULTITUR-420		
Filter Class EN 779-2012 Filtre Sınıfı EN 779-2012	8	EN 779-2012 ISO 16890	F8 ePM1
Filter Frame Filtre Çerçevesi	P	Plastic Plastik	
Filter Rigid Pocket Pieces Filtre Rijit Cep Sayısı	4	4 Rigid Pocket 4 Rijit Cep	
Filter Color Filtre Rengi	B	White Beyaz	
Filter Flange Thickness Filtre Flanş Kalınlığı	25	25 mm	
Media and Separator Type Malzeme ve Separatör Tipi	R	Glass Fiber & Hot Melt Cam Elyaf ve Sıcak Tutkal	
Filter Media Area Filtre Alanı	32	32 m ²	
Filter Gasket Type Filtre Conta Tipi	P	Polyurethane Poliüretan	
Filter Gasket Direction Filtre Conta Yönü	C	Air Outlet Side Hava Çıkış Yönünde	
Filter Size Filtre Ölçüsü	0592-0592-420		

TECHNICAL SPECIFICATIONS TEKNİK ÖZELLİKLER

Filter Class Filtre Sınıfı	EN 779-2012	M5	M6	F7	F8	F9
Av. Efficiency Ort. Verimlilik	ISO 16890	60%	80%	85%	90%	95%
Max.Working Temp. Max.Çalışma Sıcaklığı			80 °C			
Relative Humidity Bağıl Nem			100%			
Rec. Final Pres. Drop Acc. Tav. Edilen Son Basınç Düşümü	EN 779-2012	450 Pa.				
	ISO 16890	300 Pa.				
Filter Stage Filtre Kademesi		II - III				

MULTITUR 420 Gas Turbine Series Technical Data

MULTITUR 420 Gas Turbine Serisi Teknik Veri

Filter Code	Size W x L x D	Filter Class ISO 16890	Filter Class EN 779-2012	Filter Depth mm	Filter Area m ²	Air Flow m ³ /h	In.Pressure D. Pa.	Weight kg
MT06P4B25R16PC	0287-0592-420	ePM10> 60	M6	420	16,00	2125	70	5,00
MT06P4B25R25PC	0490-0592-420	ePM10> 60	M6	420	24,00	3500	70	8,50
MT06P4B25R32PC	0592-0592-420	ePM10> 60	M6	420	32,00	4250	70	9,00

Filter Code	Size W x L x D	Filter Class ISO 16890	Filter Class EN 779-2012	Filter Depth mm	Filter Area m ²	Air Flow m ³ /h	In.Pressure D. Pa.	Weight kg
MT07P4B25R16PC	0287-0592-420	ePM2,5 65-80%	F7	420	16,00	2125	85	4,50
MT07P4B25R25PC	0490-0592-420	ePM2,5 65-80%	F7	420	24,00	3500	85	6,00
MT07P4B25R32PC	0592-0592-420	ePM2,5 65-80%	F7	420	32,00	4250	85	7,00

Filter Code	Size W x L x D	Filter Class ISO 16890	Filter Class EN 779-2012	Filter Depth mm	Filter Area m ²	Air Flow m ³ /h	In.Pressure D. Pa.	Weight kg
MT08P4B25R16PC	0287-0592-420	ePM1 65-80%	F8	420	16,00	2125	100	4,50
MT08P4B25R25PC	0490-0592-420	ePM1 65-80%	F8	420	24,00	3500	100	6,00
MT08P4B25R32PC	0592-0592-420	ePM1 65-80%	F8	420	32,00	4250	100	7,00

Filter Code	Size W x L x D	Filter Class ISO 16890	Filter Class EN 779-2012	Filter Depth mm	Filter Area m ²	Air Flow m ³ /h	In.Pressure D. Pa.	Weight kg
MT09P4B25R16PC	0287-0592-420	ePM1>80%	F9	420	16,00	2125	110	4,50
MT09P4B25R25PC	0490-0592-420	ePM1>80%	F9	420	24,00	3500	110	6,00
MT09P4B25R32PC	0592-0592-420	ePM1>80%	F9	420	32,00	4250	110	7,00

ABSOLUTE FILTERS MUTLAK FİLTRELER



AIR FILTRATION
& AIR QUALITY



AIR FILTERS

INTERNATIONAL CLASSIFICATION

EN 1822

Group	EN 1822			Integral Value of Efficiency in the MPPS in %	Integral Value of Penetration in the MPPS in %	Local Value of Efficiency in the MPPS in %	Local Value of Penetration in the MPPS in %	Local Value of Efficiency in the MPPS in %	
Suspended	E	E10	MERV 16	600	≥ 85	≥ 15	-	-	-
		E11	NA	600	≥ 95	≥ 5	-	-	-
		E12	NA	600	≥ 99.5	≥ 0.5	-	-	-
	H	H13	NA	600	≥ 99.95	≥ 0.05	≥ 99.75	≥ 0.25	≥ 99.75
		H14	NA	600	≥ 99.995	≥ 0.005	≥ 99.975	≥ 0.025	≥ 99.975
	U	U15	NA	600	≥ 99.9995	≥ 0.0005	≥ 99.9975	≥ 0.0025	≥ 99.9975
		U16	NA	600	≥ 99.99995	≥ 0.00005	≥ 99.99975	≥ 0.00025	≥ 99.99975
U17		NA	600	≥ 99.999995	≥ 0.000005	≥ 99.99999	≥ 0.0001	≥ 99.99999	



TURBULENT FLOW ABSOLUTE FILTERS

LAMINAR FLOW ABSOLUTE FILTERS

HEPA TERMINAL HOOD FILTERS

GEL GASKET HEPA FILTERS

HIGH CAPACITY V-TYPE HEPA FILTERS

HIGHT TEMPERATURE RESISTANCE HEPA FILTERS

TÜRBULANSLI AKIŞ MUTLAK FİLTRELERİ

LAMİNAR AKIŞ MUTLAK FİLTRELERİ

YUVALI HEPA FİLTRELER

JEL CONTALI HEPA FİLTRELER

YÜKSEK KAPASİTELİ V-TİPİ HEPA FİLTRELER

YÜKSEK ISI DAYANIMLI HEPA FİLTRELER

HEPALAM-69-ARK

Laminar Flow Absolute Filters
 Laminer Akış Mutlak Filtreler



HL12ARK2PG-0610-0610-069

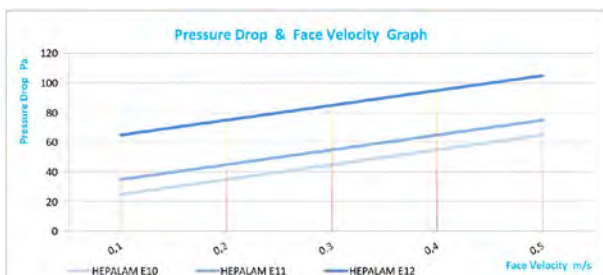
APPLICATIONS

- To be used for absolute air filtration in controlled contamination environments clean rooms, LAF benches and operating rooms

UYGULAMALAR

- Mutlak hava filtrasyonu için kullanılır
- Kontrollü kontaminasyon ortamlarında
- Temiz odalar, LAF kabinleri ve ameliyathaneler

PRESSURE DROP&FACE VELOCITY GRAPH



FILTER CODE STRUCTURE FİLTRE KOD YAPISI

Filter Type Filtre Tipi	HL HEPALAM-69	
Filter Class EN 779-2012 Filtre Sınıfı EN 779-2012	12	E12
Filter Frame Filtre Çerçevesi	A	Aluminium Alüminyum
Media and Seperator Type Malzeme ve Seperator Tipi	R	Glass Fiber & Hot Melt Cam Elyaf ve Sıcak Tutkal
Filter Panel Depth Filtre Panel Derinliği	K	48 mm
Filter Surface Grid Filtre Yüzey Teli	2	Two Surface Grid İki Yüzeyi Telli
Filter Gasket Type Filtre Conta Tipi	P	Polyurethane Poliüretan
Filter Gasket Direction Filtre Conta Yönü	G	Air Inlet Hava Giriş
Filter Size Filtre Ölçüsü	0610-0610-069	

TECHNICAL SPECIFICATIONS TEKNİK ÖZELLİKLER

Filter Class Filtre Sınıfı	EN 1822 E10 E11 E12		
Av. Efficiency Ort. Verimlilik	≥ 85 %	≥95 %	≥99,5%
Max.Working Temp. Max.Çalışma Sıcaklığı	80 °C		
Relative Humidity Bağıl Nem	100%		
Final Pressure Drop Son Basınç Düşümü	600 Pa.		
Filter Stage Filtre Kademesi	II - III		

Recommended
 final pressure drop ≤ 600 Pa.

Maximum
 final pressure drop ≤ 1000 Pa.

HEPALAM-69-ARK Series Technical Data

HEPALAM-69-ARK Serisi Teknik Veri

Filter Code	Size W x L x D	Filter Class EN 1822	Filter Depth mm	Filter Area m ²	Air Flow m ³ /h	In.Pressure D. Pa.	Weight kg
HL10ARK2PG	0305-0305-069	E10	69	2,40	150	60	1,10
HL10ARK2PG	0305-0610-069	E10	69	5,00	300	60	2,25
HL10ARK2PG	0457-0457-069	E10	69	5,50	350	60	2,50
HL10ARK2PG	0457-0610-069	E10	69	7,50	450	60	3,35
HL10ARK2PG	0610-0610-069	E10	69	10,00	600	60	4,30
HL10ARK2PG	0610-0762-069	E10	69	12,20	750	60	5,55
HL10ARK2PG	0610-0915-069	E10	69	15,00	900	60	6,65
HL10ARK2PG	0610-1220-069	E10	69	20,00	1200	60	9,00
HL10ARK2PG	0762-0762-069	E10	69	16,00	900	60	7,00
HL10ARK2PG	0762-0915-069	E10	69	19,00	1150	60	8,30
HL10ARK2PG	0915-0915-069	E10	69	23,00	1350	60	10,00

Filter Code	Size W x L x D	Filter Class EN 1822	Filter Depth mm	Filter Area m ²	Air Flow m ³ /h	In.Pressure D. Pa.	Weight kg
HL11ARK2PG	0305-0305-069	E11	69	2,40	150	70	1,10
HL11ARK2PG	0305-0610-069	E11	69	5,00	300	70	2,25
HL11ARK2PG	0457-0457-069	E11	69	5,50	350	70	2,50
HL11ARK2PG	0457-0610-069	E11	69	7,50	450	70	3,35
HL11ARK2PG	0610-0610-069	E11	69	10,00	600	70	4,30
HL11ARK2PG	0610-0762-069	E11	69	12,20	750	70	5,55
HL11ARK2PG	0610-0915-069	E11	69	15,00	900	70	6,65
HL11ARK2PG	0610-1220-069	E11	69	20,00	1200	70	9,00
HL11ARK2PG	0762-0762-069	E11	69	16,00	900	70	7,00
HL11ARK2PG	0762-0915-069	E11	69	19,00	1150	70	8,30
HL11ARK2PG	0915-0915-069	E11	69	23,00	1350	70	10,00

Filter Code	Size W x L x D	Filter Class EN 1822	Filter Depth mm	Filter Area m ²	Air Flow m ³ /h	In.Pressure D. Pa.	Weight kg
HL12ARK2PG	0305-0305-069	E12	69	2,40	150	100	1,10
HL12ARK2PG	0305-0610-069	E12	69	5,00	300	100	2,25
HL12ARK2PG	0457-0457-069	E12	69	5,50	350	100	2,50
HL12ARK2PG	0457-0610-069	E12	69	7,50	450	100	3,35
HL12ARK2PG	0610-0610-069	E12	69	10,00	600	100	4,30
HL12ARK2PG	0610-0762-069	E12	69	12,20	750	100	5,55
HL12ARK2PG	0610-0915-069	E12	69	15,00	900	100	6,65
HL12ARK2PG	0610-1220-069	E12	69	20,00	1200	100	9,00
HL12ARK2PG	0762-0762-069	E12	69	16,00	900	100	7,00
HL12ARK2PG	0762-0915-069	E12	69	19,00	1150	100	8,30
HL12ARK2PG	0915-0915-069	E12	69	23,00	1350	100	10,00

HEPALAM-69-ARK

Laminar Flow Absolute Filters
 Laminer Akış Mutlak Filtreler



HL13ARK2PG-0610-0610-069

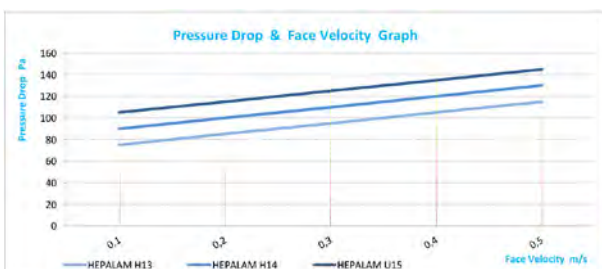
APPLICATIONS

- To be used for absolute air filtration in controlled contamination environments clean rooms, LAF benches and operating rooms

UYGULAMALAR

- Mutlak hava filtrasyonu için kullanılır
- Kontrollü kontaminasyon ortamlarında
- Temiz odalar, LAF kabinleri ve ameliyathaneler

PRESSURE DROP&FACE VELOCITY GRAPH



FILTER CODE STRUCTURE FİLTRE KOD YAPISI

Filter Type Filtre Tipi	HL HEPALAM-69	
Filter Class EN 779-2012 Filtre Sınıfı EN 779-2012	13	H13
Filter Frame Filtre Çerçevesi	A	Aluminium Alüminyum
Media and Seperator Type Malzeme ve Seperator Tipi	R	Glass Fiber & Hot Melt Cam Elyaf ve Sıcak Tutkal
Filter Panel Depth Filtre Panel Derinliği	K	48 mm
Filter Surface Grid Filtre Yüzey Teli	2	Two Surface Grid İki Yüzeyi Telli
Filter Gasket Type Filtre Conta Tipi	P	Polyurethane Poliüretan
Filter Gasket Direction Filtre Conta Yönü	G	Air Inlet Hava Giriş
Filter Size Filtre Ölçüsü	0610-0610-069	

TECHNICAL SPECIFICATIONS TEKNİK ÖZELLİKLER

Filter Class Filtre Sınıfı	EN 1822 H13 H14 U15		
Av. Efficiency Ort. Verimlilik	≥ 99.95 %	≥99.995 %	≥99.9995 %
Max.Working Temp. Max.Çalışma Sıcaklığı	80 °C		
Relative Humidity Bağıl Nem	100%		
Final Pressure Drop Son Basınç Düşümü	600 Pa.		
Filter Stage Filtre Kademesi	III		

Recommended
 final pressure drop ≤ 600 Pa.

Maximum
 final pressure drop ≤ 1000 Pa.

HEPALAM-69-ARK Series Technical Data

HEPALAM-69-ARK Serisi Teknik Veri

Filter Code	Size W x L x D	Filter Class EN 1822	Filter Depth mm	Filter Area m ²	Air Flow m ³ /h	In.Pressure D. Pa.	Weight kg
HL13ARK2PG	0305-0305-069	H13	69	2,40	150	110	1,10
HL13ARK2PG	0305-0610-069	H13	69	5,00	300	110	2,25
HL13ARK2PG	0457-0457-069	H13	69	5,50	350	110	2,50
HL13ARK2PG	0457-0610-069	H13	69	7,50	450	110	3,35
HL13ARK2PG	0610-0610-069	H13	69	10,00	600	110	4,30
HL13ARK2PG	0610-0762-069	H13	69	12,20	750	110	5,55
HL13ARK2PG	0610-0915-069	H13	69	15,00	900	110	6,65
HL13ARK2PG	0610-1220-069	H13	69	20,00	1200	110	9,00
HL13ARK2PG	0762-0762-069	H13	69	16,00	900	110	7,00
HL13ARK2PG	0762-0915-069	H13	69	19,00	1150	110	8,30
HL13ARK2PG	0915-0915-069	H13	69	23,00	1350	110	10,00

Filter Code	Size W x L x D	Filter Class EN 1822	Filter Depth mm	Filter Area m ²	Air Flow m ³ /h	In.Pressure D. Pa.	Weight kg
HL14ARK2PG	0305-0305-069	H14	69	2,40	150	125	1,10
HL14ARK2PG	0305-0610-069	H14	69	5,00	300	125	2,25
HL14ARK2PG	0457-0457-069	H14	69	5,50	350	125	2,50
HL14ARK2PG	0457-0610-069	H14	69	7,50	450	125	3,35
HL14ARK2PG	0610-0610-069	H14	69	10,00	600	125	4,30
HL14ARK2PG	0610-0762-069	H14	69	12,20	750	125	5,55
HL14ARK2PG	0610-0915-069	H14	69	15,00	900	125	6,65
HL14ARK2PG	0610-1220-069	H14	69	20,00	1200	125	9,00
HL14ARK2PG	0762-0762-069	H14	69	16,00	900	125	7,00
HL14ARK2PG	0762-0915-069	H14	69	19,00	1150	125	8,30
HL14ARK2PG	0915-0915-069	H14	69	23,00	1350	125	10,00

Filter Code	Size W x L x D	Filter Class EN 1822	Filter Depth mm	Filter Area m ²	Air Flow m ³ /h	In.Pressure D. Pa.	Weight kg
HL15ARK2PG	0305-0305-069	U15	69	2,40	150	140	1,10
HL15ARK2PG	0305-0610-069	U15	69	5,00	300	140	2,25
HL15ARK2PG	0457-0457-069	U15	69	5,50	350	140	2,50
HL15ARK2PG	0457-0610-069	U15	69	7,50	450	140	3,35
HL15ARK2PG	0610-0610-069	U15	69	10,00	600	140	4,30
HL15ARK2PG	0610-0762-069	U15	69	12,20	750	140	5,55
HL15ARK2PG	0610-0915-069	U15	69	15,00	900	140	6,65
HL15ARK2PG	0610-1220-069	U15	69	20,00	1200	140	9,00
HL15ARK2PG	0762-0762-069	U15	69	16,00	900	140	7,00
HL15ARK2PG	0762-0915-069	U15	69	19,00	1150	140	8,30
HL15ARK2PG	0915-0915-069	U15	69	23,00	1350	140	10,00

HEPALAM-78-ARM

Laminar Flow Absolute Filters
Laminer Akış Mutlak Filtreler



HL11ARM2PG-0610-0610-078

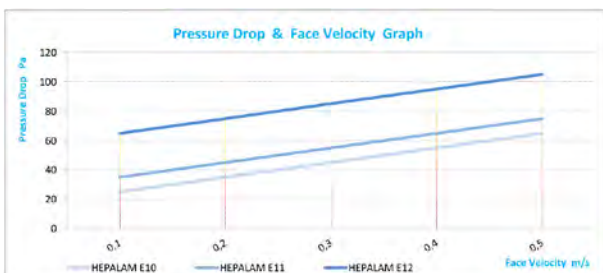
APPLICATIONS

- To be used for absolute air filtration in controlled contamination environments clean rooms, laminar flow benches and operating theatres

UYGULAMALAR

- Mutlak hava filtrasyonu için kullanılır
- Kontrollü kontaminasyon ortamlarında
- Temiz odalar, LAF kabinleri ve ameliyathaneler

PRESSURE DROP&FACE VELOCITY GRAPH



FILTER CODE STRUCTURE FİLTRE KOD YAPISI

Filter Type Filtre Tipi	HL HEPALAM	
Filter Class EN 1822 Filtre Sınıfı EN 1822	11	E11
Filter Frame Filtre Çerçevesi	A	Aluminium Alüminyum
Filter Media Filtre Malzemesi	R	Glass Fiber & Hot Melt Cam Elyaf ve Sıcak Tutkal
Filter Panel Depth Filtre Panel Derinliği	M	58 mm
Filter Surface Grid Filtre Yüzey Teli	2	Two Surface Grid İki Yüzeyi Telli
Filter Gasket Type Filtre Conta Tipi	P	Polyurethane Poliüretan
Filter Gasket Direction Filtre Conta Yönü	G	Air Inlet Hava Giriş
Filter Size Filtre Ölçüsü	0610-0610-078	

TECHNICAL SPECIFICATIONS TEKNİK ÖZELLİKLER

Filter Class Filtre Sınıfı	EN 1822		
Av. Efficiency Ort. Verimlilik	E10	E11	E12
	≥ 85 %	≥95 %	≥99,5%
Max.Working Temp. Max.Çalışma Sıcaklığı	80 °C		
Relative Humidity Bağıl Nem	100%		
Final Pressure Drop Son Basınç Düşümü	600 Pa.		
Filter Stage Filtre Kademesi	II - III		

Recommended
final pressure drop ≤ 600 Pa.

Maximum
final pressure drop ≤ 1000 Pa.

HEPALAM-78-ARM Series Technical Data

HEPALAM-78-ARM Serisi Teknik Veri

Filter Code	Size W x L x D	Filter Class EN 1822	Filter Depth mm	Filter Area m ²	Air Flow m ³ /h	In.Pressure D. Pa.	Weight kg
HL10ARM2PG	0305-0305-078	E10	78	2,80	150	60	1,85
HL10ARM2PG	0305-0610-078	E10	78	5,50	300	60	3,50
HL10ARM2PG	0457-0457-078	E10	78	6,00	350	60	4,25
HL10ARM2PG	0457-0610-078	E10	78	8,00	450	60	6,50
HL10ARM2PG	0610-0610-078	E10	78	10,50	600	60	6,80
HL10ARM2PG	0610-0762-078	E10	78	13,00	750	60	8,50
HL10ARM2PG	0610-0915-078	E10	78	15,50	900	60	10,00
HL10ARM2PG	0610-1220-078	E10	78	21,00	1200	60	12,50
HL10ARM2PG	0762-0762-078	E10	78	16,50	900	60	10,00
HL10ARM2PG	0762-0915-078	E10	78	20,00	1150	60	10,50
HL10ARM2PG	0915-0915-078	E10	78	24,00	1350	60	11,50

Filter Code	Size W x L x D	Filter Class EN 1822	Filter Depth mm	Filter Area m ²	Air Flow m ³ /h	In.Pressure D. Pa.	Weight kg
HL11ARM2PG	0305-0305-078	E11	78	2,80	150	70	1,85
HL11ARM2PG	0305-0610-078	E11	78	5,50	300	70	3,50
HL11ARM2PG	0457-0457-078	E11	78	6,00	350	70	4,25
HL11ARM2PG	0457-0610-078	E11	78	8,00	450	70	6,50
HL11ARM2PG	0610-0610-078	E11	78	10,50	600	70	6,80
HL11ARM2PG	0610-0762-078	E11	78	13,00	750	70	8,50
HL11ARM2PG	0610-0915-078	E11	78	15,50	900	70	10,00
HL11ARM2PG	0610-1220-078	E11	78	21,00	1200	70	12,50
HL11ARM2PG	0762-0762-078	E11	78	16,50	900	70	10,00
HL11ARM2PG	0762-0915-078	E11	78	20,00	1150	70	10,50
HL11ARM2PG	0915-0915-078	E11	78	24,00	1350	70	11,50

Filter Code	Size W x L x D	Filter Class EN 1822	Filter Depth mm	Filter Area m ²	Air Flow m ³ /h	In.Pressure D. Pa.	Weight kg
HL12ARM2PG	0305-0305-078	E12	78	2,80	150	100	1,85
HL12ARM2PG	0305-0610-078	E12	78	5,50	300	100	3,50
HL12ARM2PG	0457-0457-078	E12	78	6,00	350	100	4,25
HL12ARM2PG	0457-0610-078	E12	78	8,00	450	100	6,50
HL12ARM2PG	0610-0610-078	E12	78	10,50	600	100	6,80
HL12ARM2PG	0610-0762-078	E12	78	13,00	750	100	8,50
HL12ARM2PG	0610-0915-078	E12	78	15,50	900	100	10,00
HL12ARM2PG	0610-1220-078	E12	78	21,00	1200	100	12,50
HL12ARM2PG	0762-0762-078	E12	78	16,50	900	100	10,00
HL12ARM2PG	0762-0915-078	E12	78	20,00	1150	100	10,50
HL12ARM2PG	0915-0915-078	E12	78	24,00	1350	100	11,50

HEPALAM-78-ARM

Laminar Flow Absolute Filters
Laminer Akış Mutlak Filtreler



HL13ARM2PG-0610-0610-078

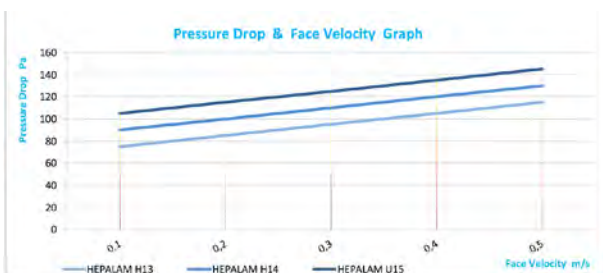
APPLICATIONS

- To be used for absolute air filtration in controlled contamination environments clean rooms, LAF benches and operating rooms

UYGULAMALAR

- Mutlak hava filtrasyonu için kullanılır
- Kontrollü kontaminasyon ortamlarında
- Temiz odalar, LAF kabinleri ve ameliyathaneler

PRESSURE DROP & FACE VELOCITY GRAPH



FILTER CODE STRUCTURE FİLTRE KOD YAPISI

Filter Type Filtre Tipi	HL HEPALAM	
Filter Class EN 1822 Filtre Sınıfı EN 1822	13	H13
Filter Frame Filtre Çerçevesi	A	Aluminium Alüminyum
Filter Media Filtre Malzemesi	R	Glass Fiber & Hot Melt Cam Elyaf ve Sıcak Tutkal
Filter Panel Depth Filtre Panel Derinliği	M	58 mm
Filter Surface Grid Filtre Yüzey Teli	2	Two Surface Grid İki Yüzeyi Telli
Filter Gasket Type Filtre Conta Tipi	P	Polyurethane Poliüretan
Filter Gasket Direction Filtre Conta Yönü	G	Air Inlet Hava Giriş
Filter Size Filtre Ölçüsü	0610-0610-078	

TECHNICAL SPECIFICATIONS TEKNİK ÖZELLİKLER

Filter Class Filtre Sınıfı	EN 1822		
Av. Efficiency Ort. Verimlilik	H13	H14	U15
	≥ 99.95 %	≥ 99.995 %	≥ 99.9995 %
Max. Working Temp. Max. Çalışma Sıcaklığı	80 °C		
Relative Humidity Bağıl Nem	100%		
Final Pressure Drop Son Basınç Düşümü	600 Pa.		
Filter Stage Filtre Kademesi	III		

Recommended
final pressure drop ≤ 600 Pa.

Maximum
final pressure drop ≤ 1000 Pa.

HEPALAM-78-ARM Series Technical Data

HEPALAM-78-ARM Serisi Teknik Veri

Filter Code	Size W x L x D	Filter Class EN 1822	Filter Depth mm	Filter Area m ²	Air Flow m ³ /h	In.Pressure D. Pa.	Weight kg
HL13ARM2PG	0305-0305-078	H13	78	2,80	150	110	1,85
HL13ARM2PG	0305-0610-078	H13	78	5,50	300	110	3,50
HL13ARM2PG	0457-0457-078	H13	78	6,00	350	110	4,25
HL13ARM2PG	0457-0610-078	H13	78	8,00	450	110	6,50
HL13ARM2PG	0610-0610-078	H13	78	10,50	600	110	6,80
HL13ARM2PG	0610-0762-078	H13	78	13,00	750	110	8,50
HL13ARM2PG	0610-0915-078	H13	78	15,50	900	110	10,00
HL13ARM2PG	0610-1220-078	H13	78	21,00	1200	110	12,50
HL13ARM2PG	0762-0762-078	H13	78	16,50	900	110	10,00
HL13ARM2PG	0762-0915-078	H13	78	20,00	1150	110	10,50
HL13ARM2PG	0915-0915-078	H13	78	24,00	1350	110	11,50

Filter Code	Size W x L x D	Filter Class EN 1822	Filter Depth mm	Filter Area m ²	Air Flow m ³ /h	In.Pressure D. Pa.	Weight kg
HL14ARM2PG	0305-0305-078	H14	78	2,80	150	125	1,85
HL14ARM2PG	0305-0610-078	H14	78	5,50	300	125	3,50
HL14ARM2PG	0457-0457-078	H14	78	6,00	350	125	4,25
HL14ARM2PG	0457-0610-078	H14	78	8,00	450	125	6,50
HL14ARM2PG	0610-0610-078	H14	78	10,50	600	125	6,80
HL14ARM2PG	0610-0762-078	H14	78	13,00	750	125	8,50
HL14ARM2PG	0610-0915-078	H14	78	15,50	900	125	10,00
HL14ARM2PG	0610-1220-078	H14	78	21,00	1200	125	12,50
HL14ARM2PG	0762-0762-078	H14	78	16,50	900	125	10,00
HL14ARM2PG	0762-0915-078	H14	78	20,00	1150	125	10,50
HL14ARM2PG	0915-0915-078	H14	78	24,00	1350	125	11,50

Filter Code	Size W x L x D	Filter Class EN 1822	Filter Depth mm	Filter Area m ²	Air Flow m ³ /h	In.Pressure D. Pa.	Weight kg
HL15ARM2PG	0305-0305-078	U15	78	2,80	150	140	1,85
HL15ARM2PG	0305-0610-078	U15	78	5,50	300	140	3,50
HL15ARM2PG	0457-0457-078	U15	78	6,00	350	140	4,25
HL15ARM2PG	0457-0610-078	U15	78	8,00	450	140	6,50
HL15ARM2PG	0610-0610-078	U15	78	10,50	600	140	6,80
HL15ARM2PG	0610-0762-078	U15	78	13,00	750	140	8,50
HL15ARM2PG	0610-0915-078	U15	78	15,50	900	140	10,00
HL15ARM2PG	0610-1220-078	U15	78	21,00	1200	140	12,50
HL15ARM2PG	0762-0762-078	U15	78	16,50	900	140	10,00
HL15ARM2PG	0762-0915-078	U15	78	20,00	1150	140	10,50
HL15ARM2PG	0915-0915-078	U15	78	24,00	1350	140	11,50

HEPALAM-90-ARM

Laminar Flow Absolute Filters
Laminer Akış Mutlak Filtreler



HL11ARM2PG-0610-0610-090

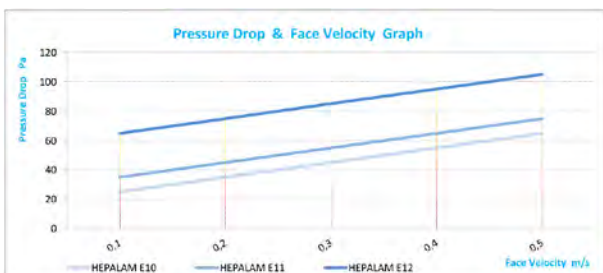
APPLICATIONS

- To be used for absolute air filtration in controlled contamination environments clean rooms, laminar flow benches and operating theatres

UYGULAMALAR

- Mutlak hava filtrasyonu için kullanılır
- Kontrollü kontaminasyon ortamlarında
- Temiz odalar, LAF kabinleri ve ameliyathaneler

PRESSURE DROP&FACE VELOCITY GRAPH



FILTER CODE STRUCTURE FİLTRE KOD YAPISI

Filter Type Filtre Tipi	HL HEPALAM	
Filter Class EN 1822 Filtre Sınıfı EN 1822	11	E11
Filter Frame Filtre Çerçevesi	A	Aluminium Alüminyum
Filter Media Filtre Malzemesi	R	Glass Fiber & Hot Melt Cam Elyaf ve Sıcak Tutkal
Filter Panel Depth Filtre Panel Derinliği	M	58 mm
Filter Surface Grid Filtre Yüzey Teli	2	Two Surface Grid İki Yüzeyi Telli
Filter Gasket Type Filtre Conta Tipi	P	Polyurethane Poliüretan
Filter Gasket Direction Filtre Conta Yönü	G	Air Inlet Hava Giriş
Filter Size Filtre Ölçüsü	0610-0610-090	

TECHNICAL SPECIFICATIONS TEKNİK ÖZELLİKLER

Filter Class Filtre Sınıfı	EN 1822		
Av. Efficiency Ort. Verimlilik	E10	E11	E12
	≥ 85 %	≥95 %	≥99,5%
Max.Working Temp. Max.Çalışma Sıcaklığı	80 °C		
Relative Humidity Bağıl Nem	100%		
Final Pressure Drop Son Basınç Düşümü	600 Pa.		
Filter Stage Filtre Kademesi	II - III		

Recommended
final pressure drop ≤ 600 Pa.

Maximum
final pressure drop ≤ 1000 Pa.

HEPALAM-90-ARM Series Technical Data

HEPALAM-90-ARM Serisi Teknik Veri

Filter Code	Size W x L x D	Filter Class EN 1822	Filter Depth mm	Filter Area m ²	Air Flow m ³ /h	In.Pressure D. Pa.	Weight kg
HL10ARM2PG	0305-0305-090	E10	90	2,80	150	60	1,85
HL10ARM2PG	0305-0610-090	E10	90	5,50	300	60	3,50
HL10ARM2PG	0457-0457-090	E10	90	6,00	350	60	4,25
HL10ARM2PG	0457-0610-090	E10	90	8,00	450	60	6,50
HL10ARM2PG	0610-0610-090	E10	90	10,50	600	60	6,80
HL10ARM2PG	0610-0762-090	E10	90	13,00	750	60	8,50
HL10ARM2PG	0610-0915-090	E10	90	15,50	900	60	10,00
HL10ARM2PG	0610-1220-090	E10	90	21,00	1200	60	12,50
HL10ARM2PG	0762-0762-090	E10	90	16,50	900	60	10,00
HL10ARM2PG	0762-0915-090	E10	90	20,00	1150	60	10,50
HL10ARM2PG	0915-0915-090	E10	90	24,00	1350	60	11,50

Filter Code	Size W x L x D	Filter Class EN 1822	Filter Depth mm	Filter Area m ²	Air Flow m ³ /h	In.Pressure D. Pa.	Weight kg
HL11ARM2PG	0305-0305-090	E11	90	2,80	150	70	1,85
HL11ARM2PG	0305-0610-090	E11	90	5,50	300	70	3,50
HL11ARM2PG	0457-0457-090	E11	90	6,00	350	70	4,25
HL11ARM2PG	0457-0610-090	E11	90	8,00	450	70	6,50
HL11ARM2PG	0610-0610-090	E11	90	10,50	600	70	6,80
HL11ARM2PG	0610-0762-090	E11	90	13,00	750	70	8,50
HL11ARM2PG	0610-0915-090	E11	90	15,50	900	70	10,00
HL11ARM2PG	0610-1220-090	E11	90	21,00	1200	70	12,50
HL11ARM2PG	0762-0762-090	E11	90	16,50	900	70	10,00
HL11ARM2PG	0762-0915-090	E11	90	20,00	1150	70	10,50
HL11ARM2PG	0915-0915-090	E11	90	24,00	1350	70	11,50

Filter Code	Size W x L x D	Filter Class EN 1822	Filter Depth mm	Filter Area m ²	Air Flow m ³ /h	In.Pressure D. Pa.	Weight kg
HL12ARM2PG	0305-0305-090	E12	90	2,80	150	100	1,85
HL12ARM2PG	0305-0610-090	E12	90	5,50	300	100	3,50
HL12ARM2PG	0457-0457-090	E12	90	6,00	350	100	4,25
HL12ARM2PG	0457-0610-090	E12	90	8,00	450	100	6,50
HL12ARM2PG	0610-0610-090	E12	90	10,50	600	100	6,80
HL12ARM2PG	0610-0762-090	E12	90	13,00	750	100	8,50
HL12ARM2PG	0610-0915-090	E12	90	15,50	900	100	10,00
HL12ARM2PG	0610-1220-090	E12	90	21,00	1200	100	12,50
HL12ARM2PG	0762-0762-090	E12	90	16,50	900	100	10,00
HL12ARM2PG	0762-0915-090	E12	90	20,00	1150	100	10,50
HL12ARM2PG	0915-0915-090	E12	90	24,00	1350	100	11,50

HEPALAM-90-ARM

Laminar Flow Absolute Filters
 Laminer Akış Mutlak Filtreler



HL13ARM2PG-0610-0610-090

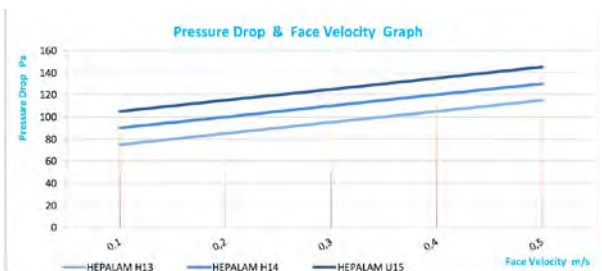
APPLICATIONS

- To be used for absolute air filtration in controlled contamination environments clean rooms, LAF benches and operating rooms

UYGULAMALAR

- Mutlak hava filtrasyonu için kullanılır
- Kontrollü kontaminasyon ortamlarında
- Temiz odalar, LAF kabinleri ve ameliyathaneler

PRESSURE DROP & FACE VELOCITY GRAPH



FILTER CODE STRUCTURE FİLTRE KOD YAPISI

Filter Type Filtre Tipi	HL HEPALAM	
Filter Class EN 1822 Filtre Sınıfı EN 1822	13	H13
Filter Frame Filtre Çerçevesi	A	Aluminium Alüminyum
Filter Media Filtre Malzemesi	R	Glass Fiber & Hot Melt Cam Elyaf ve Sıcak Tutkal
Filter Panel Depth Filtre Panel Derinliği	M	58 mm
Filter Surface Grid Filtre Yüzey Teli	2	Two Surface Grid İki Yüzeyi Telli
Filter Gasket Type Filtre Conta Tipi	P	Polyurethane Poliüretan
Filter Gasket Direction Filtre Conta Yönü	G	Air Inlet Hava Giriş
Filter Size Filtre Ölçüsü	0610-0610-090	

TECHNICAL SPECIFICATIONS TEKNİK ÖZELLİKLER

Filter Class Filtre Sınıfı	EN 1822		
Av. Efficiency Ort. Verimlilik	H13	H14	U15
	≥ 99.95 %	≥ 99.995 %	≥ 99.9995 %
Max. Working Temp. Max. Çalışma Sıcaklığı	80 °C		
Relative Humidity Bağıl Nem	100%		
Final Pressure Drop Son Basınç Düşümü	600 Pa.		
Filter Stage Filtre Kademesi	III		

Recommended
 final pressure drop ≤ 600 Pa.

Maximum
 final pressure drop ≤ 1000 Pa.

HEPALAM-90-ARM Series Technical Data

HEPALAM-90-ARM Serisi Teknik Veri

Filter Code	Size W x L x D	Filter Class EN 1822	Filter Depth mm	Filter Area m ²	Air Flow m ³ /h	In.Pressure D. Pa.	Weight kg
HL13ARM2PG	0305-0305-090	H13	90	2,80	150	110	1,85
HL13ARM2PG	0305-0610-090	H13	90	5,50	300	110	3,50
HL13ARM2PG	0457-0457-090	H13	90	6,00	350	110	4,25
HL13ARM2PG	0457-0610-090	H13	90	8,00	450	110	6,50
HL13ARM2PG	0610-0610-090	H13	90	10,50	600	110	6,80
HL13ARM2PG	0610-0762-090	H13	90	13,00	750	110	8,50
HL13ARM2PG	0610-0915-090	H13	90	15,50	900	110	10,00
HL13ARM2PG	0610-1220-090	H13	90	21,00	1200	110	12,50
HL13ARM2PG	0762-0762-090	H13	90	16,50	900	110	10,00
HL13ARM2PG	0762-0915-090	H13	90	20,00	1150	110	10,50
HL13ARM2PG	0915-0915-090	H13	90	24,00	1350	110	11,50

Filter Code	Size W x L x D	Filter Class EN 1822	Filter Depth mm	Filter Area m ²	Air Flow m ³ /h	In.Pressure D. Pa.	Weight kg
HL14ARM2PG	0305-0305-090	H14	90	2,80	150	125	1,85
HL14ARM2PG	0305-0610-090	H14	90	5,50	300	125	3,50
HL14ARM2PG	0457-0457-090	H14	90	6,00	350	125	4,25
HL14ARM2PG	0457-0610-090	H14	90	8,00	450	125	6,50
HL14ARM2PG	0610-0610-090	H14	90	10,50	600	125	6,80
HL14ARM2PG	0610-0762-090	H14	90	13,00	750	125	8,50
HL14ARM2PG	0610-0915-090	H14	90	15,50	900	125	10,00
HL14ARM2PG	0610-1220-090	H14	90	21,00	1200	125	12,50
HL14ARM2PG	0762-0762-090	H14	90	16,50	900	125	10,00
HL14ARM2PG	0762-0915-090	H14	90	20,00	1150	125	10,50
HL14ARM2PG	0915-0915-090	H14	90	24,00	1350	125	11,50

Filter Code	Size W x L x D	Filter Class EN 1822	Filter Depth mm	Filter Area m ²	Air Flow m ³ /h	In.Pressure D. Pa.	Weight kg
HL15ARM2PG	0305-0305-090	U15	90	2,80	150	140	1,85
HL15ARM2PG	0305-0610-090	U15	90	5,50	300	140	3,50
HL15ARM2PG	0457-0457-090	U15	90	6,00	350	140	4,25
HL15ARM2PG	0457-0610-090	U15	90	8,00	450	140	6,50
HL15ARM2PG	0610-0610-090	U15	90	10,50	600	140	6,80
HL15ARM2PG	0610-0762-090	U15	90	13,00	750	140	8,50
HL15ARM2PG	0610-0915-090	U15	90	15,50	900	140	10,00
HL15ARM2PG	0610-1220-090	U15	90	21,00	1200	140	12,50
HL15ARM2PG	0762-0762-090	U15	90	16,50	900	140	10,00
HL15ARM2PG	0762-0915-090	U15	90	20,00	1150	140	10,50
HL15ARM2PG	0915-0915-090	U15	90	24,00	1350	140	11,50

HEPALAM-90-ARN

Laminar Flow Absolute Filters
 Laminer Akış Mutlak Filtreler



HL11ARN2PG-0610-0610-090

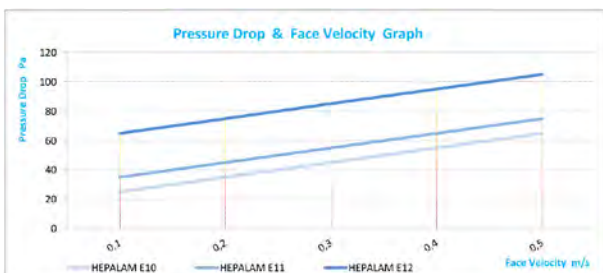
APPLICATIONS

- To be used for absolute air filtration in controlled contamination environments clean rooms, LAF benches and operating rooms

UYGULAMALAR

- Mutlak hava filtrasyonu için kullanılır
- Kontrollü kontaminasyon ortamlarında
- Temiz odalar, LAF kabinleri ve ameliyathaneler

PRESSURE DROP & FACE VELOCITY GRAPH



FILTER CODE STRUCTURE FİLTRE KOD YAPISI

Filter Type Filtre Tipi	HL HEPALAM	
Filter Class EN 1822 Filtre Sınıfı EN 1822	11	E11
Filter Frame Filtre Çerçevesi	A	Aluminium Alüminyum
Filter Media Filtre Malzemesi	R	Glass Fiber & Hot Melt Cam Elyaf ve Sıcak Tutkal
Filter Panel Depth Filtre Panel Derinliği	N	65 mm
Filter Surface Grid Filtre Yüzey Teli	2	Two Surface Grid İki Yüzeyi Telli
Filter Gasket Type Filtre Conta Tipi	P	Polyurethane Poliüretan
Filter Gasket Direction Filtre Conta Yönü	G	Air Inlet Hava Giriş
Filter Size Filtre Ölçüsü	0610-0610-090	

TECHNICAL SPECIFICATIONS TEKNİK ÖZELLİKLER

Filter Class Filtre Sınıfı	EN 1822		
Av. Efficiency Ort. Verimlilik	E10	E11	E12
	≥ 85 %	≥ 95 %	≥ 99,5 %
Max. Working Temp. Max. Çalışma Sıcaklığı	80 °C		
Relative Humidity Bağıl Nem	100%		
Final Pressure Drop Son Basınç Düşümü	600 Pa.		
Filter Stage Filtre Kademesi	III		

Recommended
 final pressure drop ≤ 600 Pa.

Maximum
 final pressure drop ≤ 1000 Pa.

HEPALAM-90-ARN Series Technical Data

HEPALAM-90-ARN Serisi Teknik Veri

Filter Code	Size W x L x D	Filter Class EN 1822	Filter Depth mm	Filter Area m ²	Air Flow m ³ /h	In.Pressure D. Pa.	Weight kg
HL10ARN2PG	0305-0305-090	E10	90	3,00	150	55	1,85
HL10ARN2PG	0305-0610-090	E10	90	6,00	300	55	3,50
HL10ARN2PG	0457-0457-090	E10	90	6,50	350	55	4,25
HL10ARN2PG	0457-0610-090	E10	90	8,75	450	55	6,50
HL10ARN2PG	0610-0610-090	E10	90	11,75	600	55	6,80
HL10ARN2PG	0610-0762-090	E10	90	14,50	750	55	8,50
HL10ARN2PG	0610-0915-090	E10	90	17,00	900	55	10,00
HL10ARN2PG	0610-1220-090	E10	90	23,00	1200	55	12,50
HL10ARN2PG	0762-0762-090	E10	90	18,00	900	55	10,00
HL10ARN2PG	0762-0915-090	E10	90	22,00	1150	55	10,50
HL10ARN2PG	0915-0915-090	E10	90	26,50	1350	55	11,50

Filter Code	Size W x L x D	Filter Class EN 1822	Filter Depth mm	Filter Area m ²	Air Flow m ³ /h	In.Pressure D. Pa.	Weight kg
HL11ARN2PG	0305-0305-090	E11	90	3,00	150	65	1,85
HL11ARN2PG	0305-0610-090	E11	90	6,00	300	65	3,50
HL11ARN2PG	0457-0457-090	E11	90	6,50	350	65	4,25
HL11ARN2PG	0457-0610-090	E11	90	8,75	450	65	6,50
HL11ARN2PG	0610-0610-090	E11	90	11,75	600	65	6,80
HL11ARN2PG	0610-0762-090	E11	90	14,50	750	65	8,50
HL11ARN2PG	0610-0915-090	E11	90	17,00	900	65	10,00
HL11ARN2PG	0610-1220-090	E11	90	23,00	1200	65	12,50
HL11ARN2PG	0762-0762-090	E11	90	18,00	900	65	10,00
HL11ARN2PG	0762-0915-090	E11	90	22,00	1150	65	10,50
HL11ARN2PG	0915-0915-090	E11	90	26,50	1350	65	11,50

Filter Code	Size W x L x D	Filter Class EN 1822	Filter Depth mm	Filter Area m ²	Air Flow m ³ /h	In.Pressure D. Pa.	Weight kg
HL12ARN2PG	0305-0305-090	E12	90	3,00	150	90	1,85
HL12ARN2PG	0305-0610-090	E12	90	6,00	300	90	3,50
HL12ARN2PG	0457-0457-090	E12	90	6,50	350	90	4,25
HL12ARN2PG	0457-0610-090	E12	90	8,75	450	90	6,50
HL12ARN2PG	0610-0610-090	E12	90	11,75	600	90	6,80
HL12ARN2PG	0610-0762-090	E12	90	14,50	750	90	8,50
HL12ARN2PG	0610-0915-090	E12	90	17,00	900	90	10,00
HL12ARN2PG	0610-1220-090	E12	90	23,00	1200	90	12,50
HL12ARN2PG	0762-0762-090	E12	90	18,00	900	90	10,00
HL12ARN2PG	0762-0915-090	E12	90	22,00	1150	90	10,50
HL12ARN2PG	0915-0915-090	E12	90	26,50	1350	90	11,50

HEPALAM-90-ARN

Laminar Flow Absolute Filters
Laminer Akış Mutlak Filtreler



HL13ARN2PG-0610-0610-090

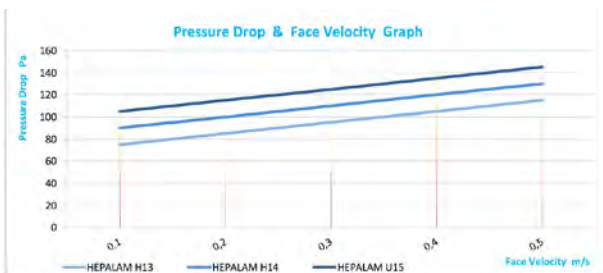
APPLICATIONS

- To be used for absolute air filtration in controlled contamination environments clean rooms, LAF benches and operating rooms

UYGULAMALAR

- Mutlak hava filtrasyonu için kullanılır
- Kontrollü kontaminasyon ortamlarında
- Temiz odalar, LAF kabinleri ve ameliyathaneler

PRESSURE DROP & FACE VELOCITY GRAPH



FILTER CODE STRUCTURE FİLTRE KOD YAPISI

Filter Type Filtre Tipi	HL HEPALAM	
Filter Class EN 1822 Filtre Sınıfı EN 1822	13	H13
Filter Frame Filtre Çerçevesi	A	Aluminium Alüminyum
Filter Media Filtre Malzemesi	R	Glass Fiber & Hot Melt Cam Elyaf ve Sıcak Tutkal
Filter Panel Depth Filtre Panel Derinliği	N	65 mm
Filter Surface Grid Filtre Yüzey Teli	2	Two Surface Grid İki Yüzeyi Telli
Filter Gasket Type Filtre Conta Tipi	P	Polyurethane Poliüretan
Filter Gasket Direction Filtre Conta Yönü	G	Air Inlet Hava Giriş
Filter Size Filtre Ölçüsü	0610-0610-090	

TECHNICAL SPECIFICATIONS TEKNİK ÖZELLİKLER

Filter Class Filtre Sınıfı	EN 1822		
Av. Efficiency Ort. Verimlilik	H13	H14	U15
	≥ 99.95 %	≥ 99.995 %	≥ 99.9995 %
Max. Working Temp. Max. Çalışma Sıcaklığı	80 °C		
Relative Humidity Bağıl Nem	100%		
Final Pressure Drop Son Basınç Düşümü	600 Pa.		
Filter Stage Filtre Kademesi	III		

Recommended
final pressure drop ≤ 600 Pa.

Maximum
final pressure drop ≤ 1000 Pa.

HEPALAM-90-ARN Series Technical Data

HEPALAM-90-ARN Serisi Teknik Veri

Filter Code	Size W x L x D	Filter Class EN 1822	Filter Depth mm	Filter Area m ²	Air Flow m ³ /h	In.Pressure D. Pa.	Weight kg
HL13ARN2PG	0305-0305-090	H13	90	3,00	150	100	1,85
HL13ARN2PG	0305-0610-090	H13	90	6,00	300	100	3,50
HL13ARN2PG	0457-0457-090	H13	90	6,50	350	100	4,25
HL13ARN2PG	0457-0610-090	H13	90	8,75	450	100	6,50
HL13ARN2PG	0610-0610-090	H13	90	11,75	600	100	6,80
HL13ARN2PG	0610-0762-090	H13	90	14,50	750	100	8,50
HL13ARN2PG	0610-0915-090	H13	90	17,00	900	100	10,00
HL13ARN2PG	0610-1220-090	H13	90	23,00	1200	100	12,50
HL13ARN2PG	0762-0762-090	H13	90	18,00	900	100	10,00
HL13ARN2PG	0762-0915-090	H13	90	22,00	1150	100	10,50
HL13ARN2PG	0915-0915-090	H13	90	26,50	1350	100	11,50

Filter Code	Size W x L x D	Filter Class EN 1822	Filter Depth mm	Filter Area m ²	Air Flow m ³ /h	In.Pressure D. Pa.	Weight kg
HL14ARN2PG	0305-0305-090	H14	90	3,00	150	115	1,85
HL14ARN2PG	0305-0610-090	H14	90	6,00	300	115	3,50
HL14ARN2PG	0457-0457-090	H14	90	6,50	350	115	4,25
HL14ARN2PG	0457-0610-090	H14	90	8,75	450	115	6,50
HL14ARN2PG	0610-0610-090	H14	90	11,75	600	115	6,80
HL14ARN2PG	0610-0762-090	H14	90	14,50	750	115	8,50
HL14ARN2PG	0610-0915-090	H14	90	17,00	900	115	10,00
HL14ARN2PG	0610-1220-090	H14	90	23,00	1200	115	12,50
HL14ARN2PG	0762-0762-090	H14	90	18,00	900	115	10,00
HL14ARN2PG	0762-0915-090	H14	90	22,00	1150	115	10,50
HL14ARN2PG	0915-0915-090	H14	90	26,50	1350	115	11,50

Filter Code	Size W x L x D	Filter Class EN 1822	Filter Depth mm	Filter Area m ²	Air Flow m ³ /h	In.Pressure D. Pa.	Weight kg
HL15ARN2PG	0305-0305-090	U15	90	3,00	150	130	1,85
HL15ARN2PG	0305-0610-090	U15	90	6,00	300	130	3,50
HL15ARN2PG	0457-0457-090	U15	90	6,50	350	130	4,25
HL15ARN2PG	0457-0610-090	U15	90	8,75	450	130	6,50
HL15ARN2PG	0610-0610-090	U15	90	11,75	600	130	6,80
HL15ARN2PG	0610-0762-090	U15	90	14,50	750	130	8,50
HL15ARN2PG	0610-0915-090	U15	90	17,00	900	130	10,00
HL15ARN2PG	0610-1220-090	U15	90	23,00	1200	130	12,50
HL15ARN2PG	0762-0762-090	U15	90	18,00	900	130	10,00
HL15ARN2PG	0762-0915-090	U15	90	22,00	1150	130	10,50
HL15ARN2PG	0915-0915-090	U15	90	26,50	1350	130	11,50

HEPALAM-150-ARM

Laminar Flow Absolute Filters
Laminer Akış Mutlak Filtreler



HL11ARM2PG-0610-0610-150

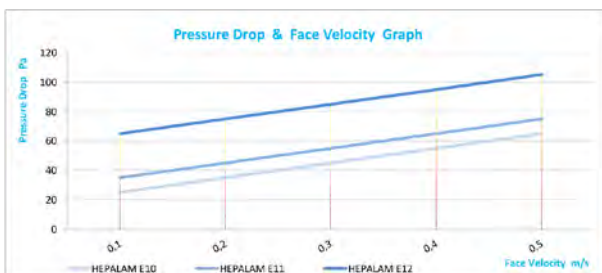
APPLICATIONS

- To be used for absolute air filtration in controlled contamination environments clean rooms, LAF benches and operating rooms

UYGULAMALAR

- Mutlak hava filtrasyonu için kullanılır
- Kontrollü kontaminasyon ortamlarında
- Temiz odalar, LAF kabinleri ve ameliyathaneler

PRESSURE DROP & FACE VELOCITY GRAPH



FILTER CODE STRUCTURE FİLTRE KOD YAPISI

Filter Type Filtre Tipi	HL HEPALAM	
Filter Class EN 1822 Filtre Sınıfı EN 1822	11	E11
Filter Frame Filtre Çerçevesi	A	Aluminium Alüminyum
Filter Media Filtre Malzemesi	R	Glass Fiber & Hot Melt Cam Elyaf ve Sıcak Tutkal
Filter Panel Depth Filtre Panel Derinliği	M	58 mm
Filter Surface Grid Filtre Yüzey Teli	2	Two Surface Grid İki Yüzeyi Telli
Filter Gasket Type Filtre Conta Tipi	P	Polyurethane Poliüretan
Filter Gasket Direction Filtre Conta Yönü	G	Air Inlet Hava Giriş
Filter Size Filtre Ölçüsü	0610-0610-150	

TECHNICAL SPECIFICATIONS TEKNİK ÖZELLİKLER

Filter Class Filtre Sınıfı	EN 1822		
Av. Efficiency Ort. Verimlilik	E10	E11	E12
	≥ 85 %	≥ 95 %	≥ 99,5 %
Max. Working Temp. Max. Çalışma Sıcaklığı	80 °C		
Relative Humidity Bağıl Nem	100%		
Final Pressure Drop Son Basınç Düşümü	600 Pa.		
Filter Stage Filtre Kademesi	II - III		

Recommended
final pressure drop ≤ 600 Pa.

Maximum
final pressure drop ≤ 1000 Pa.

HEPALAM-150-ARM Series Technical Data

HEPALAM-150-ARM Serisi Teknik Veri

Filter Code	Size W x L x D	Filter Class EN 1822	Filter Depth mm	Filter Area m ²	Air Flow m ³ /h	In.Pressure D. Pa.	Weight kg
HL10ARM2PG	0305-0305-150	E10	150	2,80	150	60	1,85
HL10ARM2PG	0305-0610-150	E10	150	5,50	300	60	3,50
HL10ARM2PG	0457-0457-150	E10	150	6,00	350	60	4,25
HL10ARM2PG	0457-0610-150	E10	150	8,00	450	60	6,50
HL10ARM2PG	0610-0610-150	E10	150	10,50	600	60	6,80
HL10ARM2PG	0610-0762-150	E10	150	13,00	750	60	8,50
HL10ARM2PG	0610-0915-150	E10	150	15,50	900	60	10,00
HL10ARM2PG	0610-1220-150	E10	150	21,00	1200	60	12,50
HL10ARM2PG	0762-0762-150	E10	150	16,50	900	60	10,00
HL10ARM2PG	0762-0915-150	E10	150	20,00	1150	60	10,50
HL10ARM2PG	0915-0915-150	E10	150	24,00	1350	60	11,50

Filter Code	Size W x L x D	Filter Class EN 1822	Filter Depth mm	Filter Area m ²	Air Flow m ³ /h	In.Pressure D. Pa.	Weight kg
HL11ARM2PG	0305-0305-150	E11	150	2,80	150	70	1,85
HL11ARM2PG	0305-0610-150	E11	150	5,50	300	70	3,50
HL11ARM2PG	0457-0457-150	E11	150	6,00	350	70	4,25
HL11ARM2PG	0457-0610-150	E11	150	8,00	450	70	6,50
HL11ARM2PG	0610-0610-150	E11	150	10,50	600	70	6,80
HL11ARM2PG	0610-0762-150	E11	150	13,00	750	70	8,50
HL11ARM2PG	0610-0915-150	E11	150	15,50	900	70	10,00
HL11ARM2PG	0610-1220-150	E11	150	21,00	1200	70	12,50
HL11ARM2PG	0762-0762-150	E11	150	16,50	900	70	10,00
HL11ARM2PG	0762-0915-150	E11	150	20,00	1150	70	10,50
HL11ARM2PG	0915-0915-150	E11	150	24,00	1350	70	11,50

Filter Code	Size W x L x D	Filter Class EN 1822	Filter Depth mm	Filter Area m ²	Air Flow m ³ /h	In.Pressure D. Pa.	Weight kg
HL12ARM2PG	0305-0305-150	E12	150	2,80	150	100	1,85
HL12ARM2PG	0305-0610-150	E12	150	5,50	300	100	3,50
HL12ARM2PG	0457-0457-150	E12	150	6,00	350	100	4,25
HL12ARM2PG	0457-0610-150	E12	150	8,00	450	100	6,50
HL12ARM2PG	0610-0610-150	E12	150	10,50	600	100	6,80
HL12ARM2PG	0610-0762-150	E12	150	13,00	750	100	8,50
HL12ARM2PG	0610-0915-150	E12	150	15,50	900	100	10,00
HL12ARM2PG	0610-1220-150	E12	150	21,00	1200	100	12,50
HL12ARM2PG	0762-0762-150	E12	150	16,50	900	100	10,00
HL12ARM2PG	0762-0915-150	E12	150	20,00	1150	100	10,50
HL12ARM2PG	0915-0915-150	E12	150	24,00	1350	100	11,50

HEPALAM-150-ARM

Laminar Flow Absolute Filters
 Laminer Akış Mutlak Filtreler



HL13ARM2PG-0610-0610-150

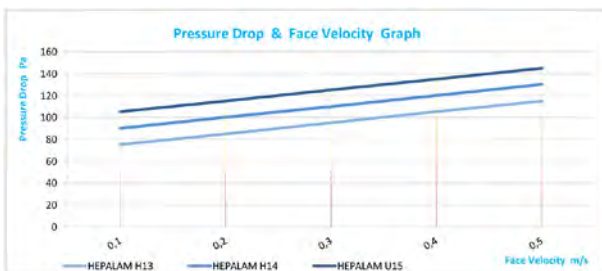
APPLICATIONS

- To be used for absolute air filtration in controlled contamination environments clean rooms, LAF benches and operating rooms

UYGULAMALAR

- Mutlak hava filtrasyonu için kullanılır
- Kontrollü kontaminasyon ortamlarında
- Temiz odalar, LAF kabinleri ve ameliyathaneler

PRESSURE DROP&FACE VELOCITY GRAPH



FILTER CODE STRUCTURE FİLTRE KOD YAPISI

Filter Type Filtre Tipi	HL HEPALAM	
Filter Class EN 1822 Filtre Sınıfı EN 1822	13	H13
Filter Frame Filtre Çerçevesi	A	Aluminium Alüminyum
Filter Media Filtre Malzemesi	R	Glass Fiber & Hot Melt Cam Elyaf ve Sıcak Tutkal
Filter Panel Depth Filtre Panel Derinliği	M	58 mm
Filter Surface Grid Filtre Yüzey Teli	2	Both Side With Face Grids İki Yüzeyi Telli
Filter Gasket Type Filtre Conta Tipi	P	Polyurethane Poliüretan
Filter Gasket Direction Filtre Conta Yönü	G	Air Inlet Hava Giriş
Filter Size Filtre Ölçüsü	0610-0610-150	

TECHNICAL SPECIFICATIONS TEKNİK ÖZELLİKLER

Filter Class Filtre Sınıfı	EN 1822		
Av. Efficiency Ort. Verimlilik	H13	H14	U15
Max.Working Temp. Max.Çalışma Sıcaklığı	80 °C		
Relative Humidity Bağıl Nem	100%		
Final Pressure Drop Son Basınç Düşümü	600 Pa.		
Filter Stage Filtre Kademesi	III		

Recommended
 final pressure drop ≤ 600 Pa.

Maximum
 final pressure drop ≤ 1000 Pa.

HEPALAM-150-ARM Series Technical Data

HEPALAM-150-ARM Serisi Teknik Veri

Filter Code	Size W x L x D	Filter Class EN 1822	Filter Depth mm	Filter Area m ²	Air Flow m ³ /h	In.Pressure D. Pa.	Weight kg
HL13ARM2PG	0305-0305-150	H13	150	2,80	150	110	1,85
HL13ARM2PG	0305-0610-150	H13	150	5,50	300	110	3,50
HL13ARM2PG	0457-0457-150	H13	150	6,00	350	110	4,25
HL13ARM2PG	0457-0610-150	H13	150	8,00	450	110	6,50
HL13ARM2PG	0610-0610-150	H13	150	10,50	600	110	6,80
HL13ARM2PG	0610-0762-150	H13	150	13,00	750	110	8,50
HL13ARM2PG	0610-0915-150	H13	150	15,50	900	110	10,00
HL13ARM2PG	0610-1220-150	H13	150	21,00	1200	110	12,50
HL13ARM2PG	0762-0762-150	H13	150	16,50	900	110	10,00
HL13ARM2PG	0762-0915-150	H13	150	20,00	1150	110	10,50
HL13ARM2PG	0915-0915-150	H13	150	24,00	1350	110	11,50

Filter Code	Size W x L x D	Filter Class EN 1822	Filter Depth mm	Filter Area m ²	Air Flow m ³ /h	In.Pressure D. Pa.	Weight kg
HL14ARM2PG	0305-0305-150	H14	150	2,80	150	125	1,85
HL14ARM2PG	0305-0610-150	H14	150	5,50	300	125	3,50
HL14ARM2PG	0457-0457-150	H14	150	6,00	350	125	4,25
HL14ARM2PG	0457-0610-150	H14	150	8,00	450	125	6,50
HL14ARM2PG	0610-0610-150	H14	150	10,50	600	125	6,80
HL14ARM2PG	0610-0762-150	H14	150	13,00	750	125	8,50
HL14ARM2PG	0610-0915-150	H14	150	15,50	900	125	10,00
HL14ARM2PG	0610-1220-150	H14	150	21,00	1200	125	12,50
HL14ARM2PG	0762-0762-150	H14	150	16,50	900	125	10,00
HL14ARM2PG	0762-0915-150	H14	150	20,00	1150	125	10,50
HL14ARM2PG	0915-0915-150	H14	150	24,00	1350	125	11,50

Filter Code	Size W x L x D	Filter Class EN 1822	Filter Depth mm	Filter Area m ²	Air Flow m ³ /h	In.Pressure D. Pa.	Weight kg
HL15ARM2PG	0305-0305-150	U15	150	2,80	150	140	1,85
HL15ARM2PG	0305-0610-150	U15	150	5,50	300	140	3,50
HL15ARM2PG	0457-0457-150	U15	150	6,00	350	140	4,25
HL15ARM2PG	0457-0610-150	U15	150	8,00	450	140	6,50
HL15ARM2PG	0610-0610-150	U15	150	10,50	600	140	6,80
HL15ARM2PG	0610-0762-150	U15	150	13,00	750	140	8,50
HL15ARM2PG	0610-0915-150	U15	150	15,50	900	140	10,00
HL15ARM2PG	0610-1220-150	U15	150	21,00	1200	140	12,50
HL15ARM2PG	0762-0762-150	U15	150	16,50	900	140	10,00
HL15ARM2PG	0762-0915-150	U15	150	20,00	1150	140	10,50
HL15ARM2PG	0915-0915-150	U15	150	24,00	1350	140	11,50

HEPALAM-150-ARL

Laminar Flow Absolute Filters
Laminer Akış Mutlak Filtreler



HL10ARL2PG-0610-0610-150

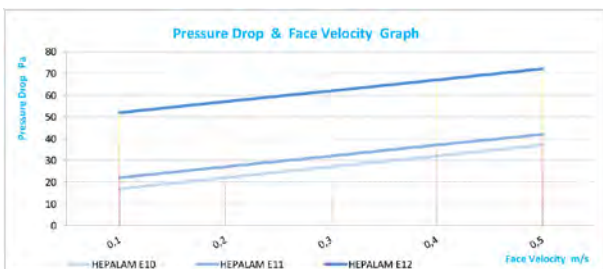
APPLICATIONS

- To be used for absolute air filtration in controlled contamination environments clean rooms, LAF benches and operating rooms

UYGULAMALAR

- Mutlak hava filtrasyonu için kullanılır
- Kontrollü kontaminasyon ortamlarında
- Temiz odalar, LAF kabinleri ve ameliyathaneler

PRESSURE DROP&FACE VELOCITY GRAPH



FILTER CODE STRUCTURE FİLTRE KOD YAPISI

Filter Type Filtre Tipi	HL HEPALAM	
Filter Class EN 1822 Filtre Sınıfı EN 1822	10	E10
Filter Frame Filtre Çerçevesi	A	Aluminium Alüminyum
Filter Media Filtre Malzemesi	R	Glass Fiber & Hot Melt Cam Elyaf ve Sıcak Tutkal
Filter Panel Depth Filtre Panel Derinliği	L	100 mm
Filter Surface Grid Filtre Yüzey Teli	2	Face Grids Air Out Yüzey Teli Hava Çıkışta
Filter Gasket Type Filtre Conta Tipi	P	Polyurethane Poliüretan
Filter Gasket Direction Filtre Conta Yönü	G	Air Inlet Hava Giriş
Filter Size Filtre Ölçüsü	0610-0610-150	

TECHNICAL SPECIFICATIONS TEKNİK ÖZELLİKLER

Filter Class Filtre Sınıfı	EN 1822		
Av. Efficiency Ort. Verimlilik	≥ 85 %	≥95 %	≥99,5%
Max.Working Temp. Max.Çalışma Sıcaklığı	80 °C		
Relative Humidity Bağıl Nem	100%		
Final Pressure Drop Son Basınç Düşümü	600 Pa.		
Filter Stage Filtre Kademesi	II - III		

Recommended
final pressure drop ≤ 600 Pa.

Maximum
final pressure drop ≤ 1000 Pa.

HEPALAM-150-ARL Series Technical Data

HEPALAM-150-ARL Serisi Teknik Veri

Filter Code	Size W x L x D	Filter Class EN 1822	Filter Depth mm	Filter Area m ²	Air Flow m ³ /h	In.Pressure D. Pa.	Weight kg
HL10ARL2PG	0305-0305-150	E10	150	4,50	150	35	2,00
HL10ARL2PG	0305-0610-150	E10	150	9,00	300	35	3,80
HL10ARL2PG	0457-0457-150	E10	150	10,00	350	35	5,00
HL10ARL2PG	0457-0610-150	E10	150	13,50	450	35	7,00
HL10ARL2PG	0610-0610-150	E10	150	18,00	600	35	8,00
HL10ARL2PG	0610-0762-150	E10	150	22,65	750	35	9,00
HL10ARL2PG	0610-0915-150	E10	150	27,00	900	35	10,50
HL10ARL2PG	0610-1220-150	E10	150	36,00	1500	35	13,50
HL10ARL2PG	0762-0762-150	E10	150	28,00	900	35	10,50
HL10ARL2PG	0762-0915-150	E10	150	34,00	1150	35	11,00
HL10ARL2PG	0915-0915-150	E10	150	41,50	1350	35	12,00

Filter Code	Size W x L x D	Filter Class EN 1822	Filter Depth mm	Filter Area m ²	Air Flow m ³ /h	In.Pressure D. Pa.	Weight kg
HL11ARL2PG	0305-0305-150	E11	150	4,50	150	40	2,00
HL11ARL2PG	0305-0610-150	E11	150	9,00	300	40	3,80
HL11ARL2PG	0457-0457-150	E11	150	10,00	350	40	5,00
HL11ARL2PG	0457-0610-150	E11	150	13,50	450	40	7,00
HL11ARL2PG	0610-0610-150	E11	150	18,00	600	40	8,00
HL11ARL2PG	0610-0762-150	E11	150	22,65	750	40	9,00
HL11ARL2PG	0610-0915-150	E11	150	27,00	900	40	10,50
HL11ARL2PG	0610-1220-150	E11	150	36,00	1200	40	13,50
HL11ARL2PG	0762-0762-150	E11	150	28,00	900	40	10,50
HL11ARL2PG	0762-0915-150	E11	150	34,00	1150	40	11,00
HL11ARL2PG	0915-0915-150	E11	150	41,50	1350	40	12,00

Filter Code	Size W x L x D	Filter Class EN 1822	Filter Depth mm	Filter Area m ²	Air Flow m ³ /h	In.Pressure D. Pa.	Weight kg
HL12ARL2PG	0305-0305-150	E12	150	4,50	150	70	2,00
HL12ARL2PG	0305-0610-150	E12	150	9,00	300	70	3,80
HL12ARL2PG	0457-0457-150	E12	150	10,00	350	70	5,00
HL12ARL2PG	0457-0610-150	E12	150	13,50	450	70	7,00
HL12ARL2PG	0610-0610-150	E12	150	18,00	600	70	8,00
HL12ARL2PG	0610-0762-150	E12	150	22,65	750	70	9,00
HL12ARL2PG	0610-0915-150	E12	150	27,00	900	70	10,50
HL12ARL2PG	0610-1220-150	E12	150	36,00	1200	70	13,50
HL12ARL2PG	0762-0762-150	E12	150	28,00	900	70	10,50
HL12ARL2PG	0762-0915-150	E12	150	34,00	1150	70	11,00
HL12ARL2PG	0915-0915-150	E12	150	41,50	1350	70	12,00

HEPALAM-150-ARL

Laminar Flow Absolute Filters
 Laminer Akış Mutlak Filtreler



HL13ARL2PG-0610-0610-150

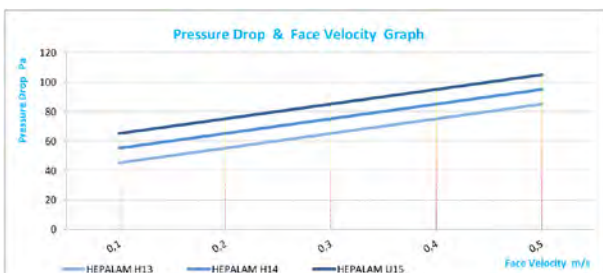
APPLICATIONS

- To be used for absolute air filtration in controlled contamination environments clean rooms, LAF benches and operating rooms

UYGULAMALAR

- Mutlak hava filtrasyonu için kullanılır
- Kontrollü kontaminasyon ortamlarında
- Temiz odalar, LAF kabinleri ve ameliyathaneler

PRESSURE DROP&FACE VELOCITY GRAPH



FILTER CODE STRUCTURE FİLTRE KOD YAPISI

Filter Type Filtre Tipi	HL HEPALAM	
Filter Class EN 1822 Filtre Sınıfı EN 1822	13	H13
Filter Frame Filtre Çerçevesi	A	Aluminium Alüminyum
Filter Media Filtre Malzemesi	R	Glass Fiber & Hot Melt Cam Elyaf ve Sıcak Tutkal
Filter Panel Depth Filtre Panel Derinliği	L	100 mm
Filter Surface Grid Filtre Yüzey Teli	2	Face Grids Air Out Yüzey Teli Hava Çıkışta
Filter Gasket Type Filtre Conta Tipi	P	Polyurethane Poliüretan
Filter Gasket Direction Filtre Conta Yönü	G	Air Inlet Hava Giriş
Filter Size Filtre Ölçüsü	0610-0610-150	

TECHNICAL SPECIFICATIONS TEKNİK ÖZELLİKLER

Filter Class Filtre Sınıfı	EN 1822 H13 H14 U15		
Av. Efficiency Ort. Verimlilik	≥ 99.95 %	≥99.995 %	≥99.9995 %
Max.Working Temp. Max.Çalışma Sıcaklığı	80 °C		
Relative Humidity Bağıl Nem	100%		
Final Pressure Drop Son Basınç Düşümü	600 Pa.		
Filter Stage Filtre Kademesi	III		

Recommended
 final pressure drop ≤ 600 Pa.

Maximum
 final pressure drop ≤ 1000 Pa.

HEPALAM-150-ARL Series Technical Data

HEPALAM-150-ARL Serisi Teknik Veri


Filter Code	Size W x L x D	Filter Class EN 1822	Filter Depth mm	Filter Area m ²	Air Flow m ³ /h	In.Pressure D. Pa.	Weight kg
HL13ARL2PG	0305-0305-150	H13	150	4,50	150	80	2,00
HL13ARL2PG	0305-0610-150	H13	150	9,00	300	80	3,80
HL13ARL2PG	0457-0457-150	H13	150	10,00	350	80	5,00
HL13ARL2PG	0457-0610-150	H13	150	13,50	450	80	7,00
HL13ARL2PG	0610-0610-150	H13	150	18,00	600	80	8,00
HL13ARL2PG	0610-0762-150	H13	150	22,65	750	80	9,00
HL13ARL2PG	0610-0915-150	H13	150	27,00	900	80	10,50
HL13ARL2PG	0610-1220-150	H13	150	36,00	1500	80	13,50
HL13ARL2PG	0762-0762-150	H13	150	28,00	900	80	10,50
HL13ARL2PG	0762-0915-150	H13	150	34,00	1150	80	11,00
HL13ARL2PG	0915-0915-150	H13	150	41,50	1350	80	12,00

Filter Code	Size W x L x D	Filter Class EN 1822	Filter Depth mm	Filter Area m ²	Air Flow m ³ /h	In.Pressure D. Pa.	Weight kg
HL14ARL2PG	0305-0305-150	H14	150	4,50	150	90	2,00
HL14ARL2PG	0305-0610-150	H14	150	9,00	300	90	3,80
HL14ARL2PG	0457-0457-150	H14	150	10,00	350	90	5,00
HL14ARL2PG	0457-0610-150	H14	150	13,50	450	90	7,00
HL14ARL2PG	0610-0610-150	H14	150	18,00	600	90	8,00
HL14ARL2PG	0610-0762-150	H14	150	22,65	750	90	9,00
HL14ARL2PG	0610-0915-150	H14	150	27,00	900	90	10,50
HL14ARL2PG	0610-1220-150	H14	150	36,00	1200	90	13,50
HL14ARL2PG	0762-0762-150	H14	150	28,00	900	90	10,50
HL14ARL2PG	0762-0915-150	H14	150	34,00	1150	90	11,00
HL14ARL2PG	0915-0915-150	H14	150	41,50	1350	90	12,00

Filter Code	Size W x L x D	Filter Class EN 1822	Filter Depth mm	Filter Area m ²	Air Flow m ³ /h	In.Pressure D. Pa.	Weight kg
HL15ARL2PG	0305-0305-150	U15	150	4,50	150	100	2,00
HL15ARL2PG	0305-0610-150	U15	150	9,00	300	100	3,80
HL15ARL2PG	0457-0457-150	U15	150	10,00	350	100	5,00
HL15ARL2PG	0457-0610-150	U15	150	13,50	450	100	7,00
HL15ARL2PG	0610-0610-150	U15	150	18,00	600	100	8,00
HL15ARL2PG	0610-0762-150	U15	150	22,65	750	100	9,00
HL15ARL2PG	0610-0915-150	U15	150	27,00	900	100	10,50
HL15ARL2PG	0610-1220-150	U15	150	36,00	1200	100	13,50
HL15ARL2PG	0762-0762-150	U15	150	28,00	900	100	10,50
HL15ARL2PG	0762-0915-150	U15	150	34,00	1150	100	11,00
HL15ARL2PG	0915-0915-150	U15	150	41,50	1350	100	12,00

HEPAGEL-78-ARM

Hepa Filters With Gel Gasket
 Jel Contalı Hepa Filtreler



HG11ARM2GG-0610-0610-78

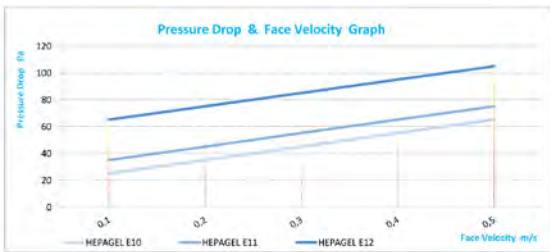
APPLICATIONS

- Used in systems made according to sealed with gel technique
- Clean rooms with LAF counters and
- Operating rooms

UYGULAMALAR

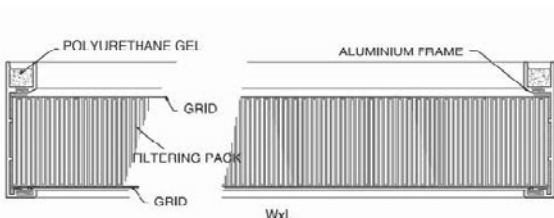
- Sızdırmaz jel tekniğine göre yapılan sistemlerde
- Temiz odalar LAF tezgahları ve ameliyat odalarında kullanılır

PRESSURE DROP&FACE VELOCITY GRAPH



Recommended final pressure drop \leq 600 Pa.

Maximum final pressure drop \leq 1000 Pa.



FILTER CODE STRUCTURE FİLTRE KOD YAPISI

Filter Type	HG HEPAGEL	
Filter Tipi	HG	HEPAGEL
Filter Class EN 1822	11	E11
Filtre Sınıfı EN 1822	11	E11
Filter Frame	A	Aluminium
Filtre Çerçevesi	A	Alüminyum
Filter Media	R	Glass Fiber & Hot Melt
Filtre Malzemesi	R	Cam Elyaf ve Sıcak Tutkal
Filter Panel Depth	M	58 mm
Filtre Panel Derinliği	M	58 mm
Filter Surface Grid	2	Face Grids Air Out
Filtre Yüzey Teli	2	Yüzey Teli Hava Çıkışta
Filter Gasket Type	G	Gel Gasket
Filtre Conta Tipi	G	Jel Conta
Filter Gasket Direction	G	Air Inlet
Filtre Conta Yönü	G	Hava Giriş
Filter Size	0610-0610-78	
Filtre Ölçüsü	0610-0610-78	

TECHNICAL SPECIFICATIONS TEKNİK ÖZELLİKLER

Filter Class	EN 1822
Filtre Sınıfı	E10 E11 E12
Av. Efficiency	\geq 85 % \geq 95 % \geq 99,5%
Ort. Verimlilik	\geq 85 % \geq 95 % \geq 99,5%
Max.Working Temperature	80 °C
Max.Çalışma Sıcaklığı	80 °C
Relative Humidity	100%
Bağıl Nem	100%
Final Pressure Drop	600 Pa.
Son Basınç Düşümü	600 Pa.
Filter Stage	III
Filtre Kademesi	III

HEPAGEL-78-ARM Series Technical Data
HEPAGEL-78-ARM Serisi Teknik Veri


Filter Code	Size W x L x D	Filter Class EN 1822	Filter Depth mm	Filter Area m ²	Air Flow m ³ /h	In.Pressure D. Pa.	Weight kg
HG10ARM2GG	0305-0305-078	E10	78	2,80	150	60	1,85
HG10ARM2GG	0305-0610-078	E10	78	5,50	300	60	3,50
HG10ARM2GG	0457-0457-078	E10	78	6,00	350	60	4,25
HG10ARM2GG	0457-0610-078	E10	78	8,00	450	60	6,50
HG10ARM2GG	0610-0610-078	E10	78	10,50	600	60	6,80
HG10ARM2GG	0610-0762-078	E10	78	13,00	750	60	8,50
HG10ARM2GG	0610-0915-078	E10	78	15,50	900	60	10,00
HG10ARM2GG	0610-1220-078	E10	78	21,00	1200	60	12,50
HG10ARM2GG	0762-0762-078	E10	78	16,50	900	60	10,00
HG10ARM2GG	0762-0915-078	E10	78	20,00	1150	60	10,50
HG10ARM2GG	0915-0915-078	E10	78	24,00	1350	60	11,50

Filter Code	Size W x L x D	Filter Class EN 1822	Filter Depth mm	Filter Area m ²	Air Flow m ³ /h	In.Pressure D. Pa.	Weight kg
HG11ARM2GG	0305-0305-078	E11	78	2,80	150	70	1,85
HG11ARM2GG	0305-0610-078	E11	78	5,50	300	70	3,50
HG11ARM2GG	0457-0457-078	E11	78	6,00	350	70	4,25
HG11ARM2GG	0457-0610-078	E11	78	8,00	450	70	6,50
HG11ARM2GG	0610-0610-078	E11	78	10,50	600	70	6,80
HG11ARM2GG	0610-0762-078	E11	78	13,00	750	70	8,50
HG11ARM2GG	0610-0915-078	E11	78	15,50	900	70	10,00
HG11ARM2GG	0610-1220-078	E11	78	21,00	1200	70	12,50
HG11ARM2GG	0762-0762-078	E11	78	16,50	900	70	10,00
HG11ARM2GG	0762-0915-078	E11	78	20,00	1150	70	10,50
HG11ARM2GG	0915-0915-078	E11	78	24,00	1350	70	11,50

Filter Code	Size W x L x D	Filter Class EN 1822	Filter Depth mm	Filter Area m ²	Air Flow m ³ /h	In.Pressure D. Pa.	Weight kg
HG12ARM2GG	0305-0305-078	E12	78	2,80	150	100	1,85
HG12ARM2GG	0305-0610-078	E12	78	5,50	300	100	3,50
HG12ARM2GG	0457-0457-078	E12	78	6,00	350	100	4,25
HG12ARM2GG	0457-0610-078	E12	78	8,00	450	100	6,50
HG12ARM2GG	0610-0610-078	E12	78	10,50	600	100	6,80
HG12ARM2GG	0610-0762-078	E12	78	13,00	750	100	8,50
HG12ARM2GG	0610-0915-078	E12	78	15,50	900	100	10,00
HG12ARM2GG	0610-1220-078	E12	78	21,00	1200	100	12,50
HG12ARM2GG	0762-0762-078	E12	78	16,50	900	100	10,00
HG12ARM2GG	0762-0915-078	E12	78	20,00	1150	100	10,50
HG12ARM2GG	0915-0915-078	E12	78	24,00	1350	100	11,50

HEPAGEL-78-ARM

Hepa Filters With Gel Gasket
 Jel Contalı Hepa Filtreler



HG13ARM2GG-0610-0610-078

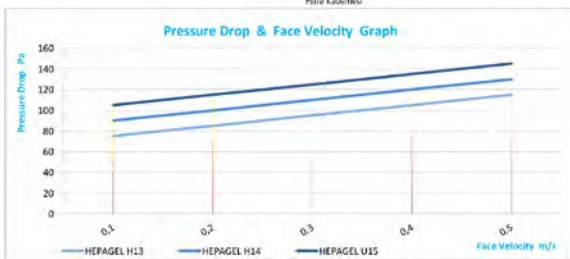
APPLICATIONS

- Used in systems made according to sealed with gel technique
- Clean rooms with LAF counters and
- Operating rooms

UYGULAMALAR

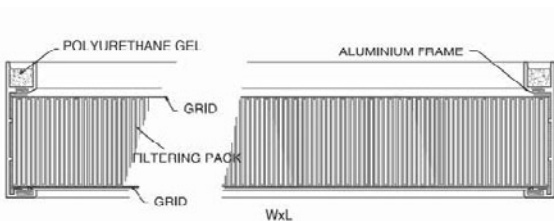
- Sızdırmaz jel tekniğine göre yapılan sistemlerde
- Temiz odalar LAF tezgahları ve ameliyat odalarında kullanılır

PRESSURE DROP&FACE VELOCITY GRAPH



Recommended final pressure drop \leq 600 Pa.

Maximum final pressure drop \leq 1000 Pa.



FILTER CODE STRUCTURE FİLTRE KOD YAPISI

Filter Type	HG HEPAGEL	
Filter Tipi		
Filter Class EN 1822	13	H13
Filtre Sınıfı EN 1822		
Filter Frame	A	Aluminium
Filtre Çerçevesi		
Filter Media	R	Glass Fiber & Hot Melt
Filtre Malzemesi		
Filter Panel Depth	M	58 mm
Filtre Panel Derinliği		
Filter Surface Grid	2	Two Surfaces Grid
Filtre Yüzey Teli		
Filter Gasket Type	G	Gel Gasket
Filtre Conta Tipi		
Filter Gasket Direction	G	Air Inlet
Filtre Conta Yönü		
Filter Size	0610-0610-078	
Filtre Ölçüsü		

TECHNICAL SPECIFICATIONS TEKNİK ÖZELLİKLER

Filter Class	EN 1822		
Filtre Sınıfı	H13	H14	U15
Av. Efficiency	$\geq 99.95\%$	$\geq 99.995\%$	$\geq 99.9995\%$
Ort. Verimlilik			
Max.Working Temperature	80 °C		
Max.Çalışma Sıcaklığı			
Relative Humidity	100%		
Bağıl Nem			
Final Pressure Drop	600 Pa.		
Son Basınç Düşümü			
Filter Stage	III		
Filtre Kademesi			

HEPAGEL-78-ARM Series Technical Data
HEPAGEL-78-ARM Serisi Teknik Veri


Filter Code	Size W x L x D	Filter Class EN 1822	Filter Depth mm	Filter Area m ²	Air Flow m ³ /h	In.Pressure D. Pa.	Weight kg
HG13ARM2GG	0305-0305-078	H13	78	2,80	150	110	1,85
HG13ARM2GG	0305-0610-078	H13	78	5,50	300	110	3,50
HG13ARM2GG	0457-0457-078	H13	78	6,00	350	110	4,25
HG13ARM2GG	0457-0610-078	H13	78	8,00	450	110	6,50
HG13ARM2GG	0610-0610-078	H13	78	10,50	600	110	6,80
HG13ARM2GG	0610-0762-078	H13	78	13,00	750	110	8,50
HG13ARM2GG	0610-0915-078	H13	78	15,50	900	110	10,00
HG13ARM2GG	0610-1220-078	H13	78	21,00	1200	110	12,50
HG13ARM2GG	0762-0762-078	H13	78	16,50	900	110	10,00
HG13ARM2GG	0762-0915-078	H13	78	20,00	1150	110	10,50
HG13ARM2GG	0915-0915-078	H13	78	24,00	1350	110	11,50

Filter Code	Size W x L x D	Filter Class EN 1822	Filter Depth mm	Filter Area m ²	Air Flow m ³ /h	In.Pressure D. Pa.	Weight kg
HG14ARM2GG	0305-0305-078	H14	78	2,80	150	125	1,85
HG14ARM2GG	0305-0610-078	H14	78	5,50	300	125	3,50
HG14ARM2GG	0457-0457-078	H14	78	6,00	350	125	4,25
HG14ARM2GG	0457-0610-078	H14	78	8,00	450	125	6,50
HG14ARM2GG	0610-0610-078	H14	78	10,50	600	125	6,80
HG14ARM2GG	0610-0762-078	H14	78	13,00	750	125	8,50
HG14ARM2GG	0610-0915-078	H14	78	15,50	900	125	10,00
HG14ARM2GG	0610-1220-078	H14	78	21,00	1200	125	12,50
HG14ARM2GG	0762-0762-078	H14	78	16,50	900	125	10,00
HG14ARM2GG	0762-0915-078	H14	78	20,00	1150	125	10,50
HG14ARM2GG	0915-0915-078	H14	78	24,00	1350	125	11,50

Filter Code	Size W x L x D	Filter Class EN 1822	Filter Depth mm	Filter Area m ²	Air Flow m ³ /h	In.Pressure D. Pa.	Weight kg
HG15ARM2GG	0305-0305-078	U15	78	2,80	150	140	1,85
HG15ARM2GG	0305-0610-078	U15	78	5,50	300	140	3,50
HG15ARM2GG	0457-0457-078	U15	78	6,00	350	140	4,25
HG15ARM2GG	0457-0610-078	U15	78	8,00	450	140	6,50
HG15ARM2GG	0610-0610-078	U15	78	10,50	600	140	6,80
HG15ARM2GG	0610-0762-078	U15	78	13,00	750	140	8,50
HG15ARM2GG	0610-0915-078	U15	78	15,50	900	140	10,00
HG15ARM2GG	0610-1220-078	U15	78	21,00	1200	140	12,50
HG15ARM2GG	0762-0762-078	U15	78	16,50	900	140	10,00
HG15ARM2GG	0762-0915-078	U15	78	20,00	1150	140	10,50
HG15ARM2GG	0915-0915-078	U15	78	24,00	1350	140	11,50

HEPAGEL-91-ARM

Hepa Filters With Gel Gasket
 Jel Contalı Hepa Filtreler



HG11ARM2GG-0610-0610-091

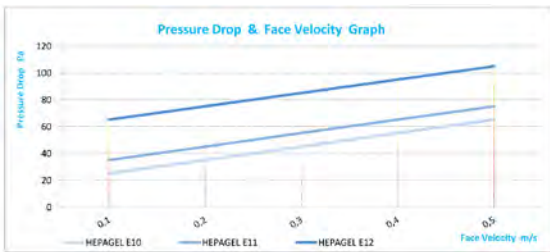
APPLICATIONS

- Used in systems made according to sealed with gel technique
- Clean rooms with LAF counters and
- Operating rooms

UYGULAMALAR

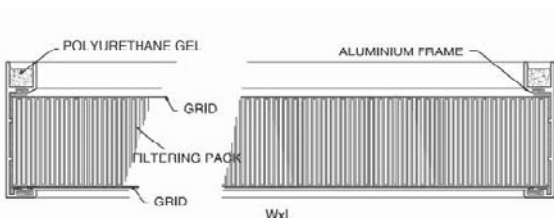
- Sızdırmaz jel tekniğine göre yapılan sistemlerde
- Temiz odalar LAF tezgahları ve ameliyat odalarında kullanılır

PRESSURE DROP&FACE VELOCITY GRAPH



Recommended final pressure drop \leq 600 Pa.

Maximum final pressure drop \leq 1000 Pa.



FILTER CODE STRUCTURE FİLTRE KOD YAPISI

Filter Type	HG HEPAGEL	
Filter Tipi	HG HEPAGEL	
Filter Class EN 1822	11	E11
Filtre Sınıfı EN 1822	11	E11
Filter Frame	A	Aluminium
Filtre Çerçevesi	A	Alüminyum
Filter Media	R	Glass Fiber & Hot Melt
Filtre Malzemesi	R	Cam Elyaf ve Sıcak Tutkal
Filter Panel Depth	M	58 mm
Filtre Panel Derinliği	M	58 mm
Filter Surface Grid	2	Face Grids Air Out
Filtre Yüzey Teli	2	Yüzey Teli Hava Çıkışta
Filter Gasket Type	G	Gel Gasket
Filtre Conta Tipi	G	Jel Conta
Filter Gasket Direction	G	Air Inlet
Filtre Conta Yönü	G	Hava Giriş
Filter Size	0610-0610-091	
Filtre Ölçüsü	0610-0610-091	

TECHNICAL SPECIFICATIONS TEKNİK ÖZELLİKLER

Filter Class	EN 1822
Filtre Sınıfı	E10 E11 E12
Av. Efficiency	\geq 85 % \geq 95 % \geq 99,5%
Ort. Verimlilik	\geq 85 % \geq 95 % \geq 99,5%
Max.Working Temperature	80 °C
Max.Çalışma Sıcaklığı	80 °C
Relative Humidity	100%
Bağıl Nem	100%
Final Pressure Drop	600 Pa.
Son Basınç Düşümü	600 Pa.
Filter Stage	III
Filtre Kademesi	III

HEPAGEL-91-ARM Series Technical Data

HEPAGEL-91-ARM Serisi Teknik Veri


Filter Code	Size W x L x D	Filter Class EN 1822	Filter Depth mm	Filter Area m ²	Air Flow m ³ /h	In.Pressure D. Pa.	Weight kg
HG10ARM2GG	0305-0305-091	E10	91	2,80	150	60	1,85
HG10ARM2GG	0305-0610-091	E10	91	5,50	300	60	3,50
HG10ARM2GG	0457-0457-091	E10	91	6,00	350	60	4,25
HG10ARM2GG	0457-0610-091	E10	91	8,00	450	60	6,50
HG10ARM2GG	0610-0610-091	E10	91	10,50	600	60	6,80
HG10ARM2GG	0610-0762-091	E10	91	13,00	750	60	8,50
HG10ARM2GG	0610-0915-091	E10	91	15,50	900	60	10,00
HG10ARM2GG	0610-1220-091	E10	91	21,00	1200	60	12,50
HG10ARM2GG	0762-0762-091	E10	91	16,50	900	60	10,00
HG10ARM2GG	0762-0915-091	E10	91	20,00	1150	60	10,50
HG10ARM2GG	0915-0915-091	E10	91	24,00	1350	60	11,50

Filter Code	Size W x L x D	Filter Class EN 1822	Filter Depth mm	Filter Area m ²	Air Flow m ³ /h	In.Pressure D. Pa.	Weight kg
HG11ARM2GG	0305-0305-091	E11	91	2,80	150	70	1,85
HG11ARM2GG	0305-0610-091	E11	91	5,50	300	70	3,50
HG11ARM2GG	0457-0457-091	E11	91	6,00	350	70	4,25
HG11ARM2GG	0457-0610-091	E11	91	8,00	450	70	6,50
HG11ARM2GG	0610-0610-091	E11	91	10,50	600	70	6,80
HG11ARM2GG	0610-0762-091	E11	91	13,00	750	70	8,50
HG11ARM2GG	0610-0915-091	E11	91	15,50	900	70	10,00
HG11ARM2GG	0610-1220-091	E11	91	21,00	1200	70	12,50
HG11ARM2GG	0762-0762-091	E11	91	16,50	900	70	10,00
HG11ARM2GG	0762-0915-091	E11	91	20,00	1150	70	10,50
HG11ARM2GG	0915-0915-091	E11	91	24,00	1350	70	11,50

Filter Code	Size W x L x D	Filter Class EN 1822	Filter Depth mm	Filter Area m ²	Air Flow m ³ /h	In.Pressure D. Pa.	Weight kg
HG12ARM2GG	0305-0305-091	E12	91	2,80	150	100	1,85
HG12ARM2GG	0305-0610-091	E12	91	5,50	300	100	3,50
HG12ARM2GG	0457-0457-091	E12	91	6,00	350	100	4,25
HG12ARM2GG	0457-0610-091	E12	91	8,00	450	100	6,50
HG12ARM2GG	0610-0610-091	E12	91	10,50	600	100	6,80
HG12ARM2GG	0610-0762-091	E12	91	13,00	750	100	8,50
HG12ARM2GG	0610-0915-091	E12	91	15,50	900	100	10,00
HG12ARM2GG	0610-1220-091	E12	91	21,00	1200	100	12,50
HG12ARM2GG	0762-0762-091	E12	91	16,50	900	100	10,00
HG12ARM2GG	0762-0915-091	E12	91	20,00	1150	100	10,50
HG12ARM2GG	0915-0915-091	E12	91	24,00	1350	100	11,50

HEPAGEL-91-ARM

Hepa Filters With Gel Gasket
 Jel Contalı Hepa Filtreler



HG13ARM2GG-0610-0610-091

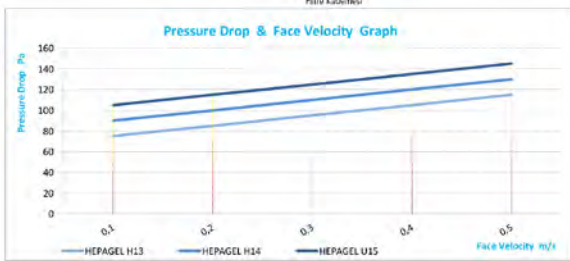
APPLICATIONS

- Used in systems made according to sealed with gel technique
- Clean rooms with LAF counters and
- Operating rooms

UYGULAMALAR

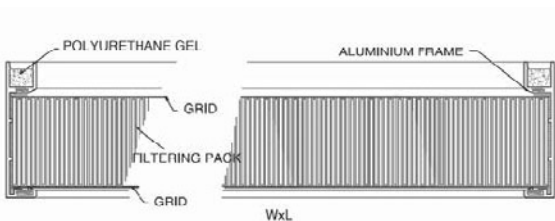
- Sızdırmaz jel tekniğine göre yapılan sistemlerde
- Temiz odalar LAF tezgahları ve ameliyat odalarında kullanılır

PRESSURE DROP&FACE VELOCITY GRAPH



Recommended final pressure drop \leq 600 Pa.

Maximum final pressure drop \leq 1000 Pa.



FILTER CODE STRUCTURE FİLTRE KOD YAPISI

Filter Type	HG HEPAGEL	
Filter Tipi		
Filter Class EN 1822	13	H13
Filtre Sınıfı EN 1822		
Filter Frame	A	Aluminium
Filtre Çerçevesi		
Filter Media	R	Glass Fiber & Hot Melt
Filtre Malzemesi		
Filter Panel Depth	M	58 mm
Filtre Panel Derinliği		
Filter Surface Grid	2	Two Surfaces Grid
Filtre Yüzey Teli		
Filter Gasket Type	G	Gel Gasket
Filtre Conta Tipi		
Filter Gasket Direction	G	Air Inlet
Filtre Conta Yönü		
Filter Size	0610-0610-091	
Filtre Ölçüsü		

TECHNICAL SPECIFICATIONS TEKNİK ÖZELLİKLER

Filter Class	EN 1822		
Filtre Sınıfı	H13	H14	U15
Av. Efficiency	$\geq 99.95\%$	$\geq 99.995\%$	$\geq 99.9995\%$
Ort. Verimlilik			
Max.Working Temperature	80 °C		
Max.Çalışma Sıcaklığı			
Relative Humidity	100%		
Bağıl Nem			
Final Pressure Drop	600 Pa.		
Son Basınç Düşümü			
Filter Stage	III		
Filtre Kademesi			

HEPAGEL-91-ARM Series Technical Data

HEPAGEL-91-ARM Serisi Teknik Veri


Filter Code	Size W x L x D	Filter Class EN 1822	Filter Depth mm	Filter Area m ²	Air Flow m ³ /h	In.Pressure D. Pa.	Weight kg
HG13ARM2GG	0305-0305-091	H13	91	2,80	150	110	1,85
HG13ARM2GG	0305-0610-091	H13	91	5,50	300	110	3,50
HG13ARM2GG	0457-0457-091	H13	91	6,00	350	110	4,25
HG13ARM2GG	0457-0610-091	H13	91	8,00	450	110	6,50
HG13ARM2GG	0610-0610-091	H13	91	10,50	600	110	6,80
HG13ARM2GG	0610-0762-091	H13	91	13,00	750	110	8,50
HG13ARM2GG	0610-0915-091	H13	91	15,50	900	110	10,00
HG13ARM2GG	0610-1220-091	H13	91	21,00	1200	110	12,50
HG13ARM2GG	0762-0762-091	H13	91	16,50	900	110	10,00
HG13ARM2GG	0762-0915-091	H13	91	20,00	1150	110	10,50
HG13ARM2GG	0915-0915-091	H13	91	24,00	1350	110	11,50

Filter Code	Size W x L x D	Filter Class EN 1822	Filter Depth mm	Filter Area m ²	Air Flow m ³ /h	In.Pressure D. Pa.	Weight kg
HG14ARM2GG	0305-0305-091	H14	91	2,80	150	125	1,85
HG14ARM2GG	0305-0610-091	H14	91	5,50	300	125	3,50
HG14ARM2GG	0457-0457-091	H14	91	6,00	350	125	4,25
HG14ARM2GG	0457-0610-091	H14	91	8,00	450	125	6,50
HG14ARM2GG	0610-0610-091	H14	91	10,50	600	125	6,80
HG14ARM2GG	0610-0762-091	H14	91	13,00	750	125	8,50
HG14ARM2GG	0610-0915-091	H14	91	15,50	900	125	10,00
HG14ARM2GG	0610-1220-091	H14	91	21,00	1200	125	12,50
HG14ARM2GG	0762-0762-091	H14	91	16,50	900	125	10,00
HG14ARM2GG	0762-0915-091	H14	91	20,00	1150	125	10,50
HG14ARM2GG	0915-0915-091	H14	91	24,00	1350	125	11,50

Filter Code	Size W x L x D	Filter Class EN 1822	Filter Depth mm	Filter Area m ²	Air Flow m ³ /h	In.Pressure D. Pa.	Weight kg
HG15ARM2GG	0305-0305-091	U15	91	2,80	150	140	1,85
HG15ARM2GG	0305-0610-091	U15	91	5,50	300	140	3,50
HG15ARM2GG	0457-0457-091	U15	91	6,00	350	140	4,25
HG15ARM2GG	0457-0610-091	U15	91	8,00	450	140	6,50
HG15ARM2GG	0610-0610-091	U15	91	10,50	600	140	6,80
HG15ARM2GG	0610-0762-091	U15	91	13,00	750	140	8,50
HG15ARM2GG	0610-0915-091	U15	91	15,50	900	140	10,00
HG15ARM2GG	0610-1220-091	U15	91	21,00	1200	140	12,50
HG15ARM2GG	0762-0762-091	U15	91	16,50	900	140	10,00
HG15ARM2GG	0762-0915-091	U15	91	20,00	1150	140	10,50
HG15ARM2GG	0915-0915-091	U15	91	24,00	1350	140	11,50

HEPAGEL-104-ARM

Hepa Filters With Gel Gasket
 Jel Contalı Hepa Filtreler



HG11ARM2GG-0610-0610-104

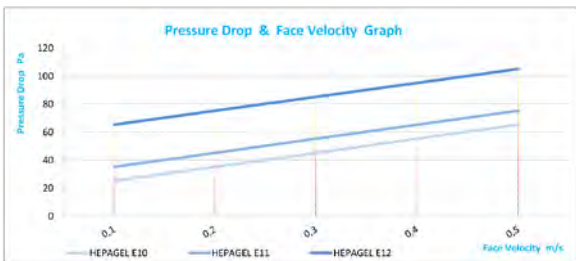
APPLICATIONS

- Used in systems made according to sealed with gel technique
- Clean rooms with LAF counters and
- Operating rooms

UYGULAMALAR

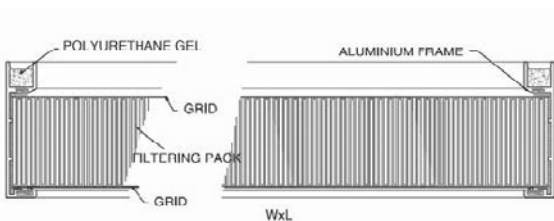
- Sızdırmaz jel tekniğine göre yapılan sistemlerde
- Temiz odalar LAF tezgahları ve ameliyat odalarında kullanılır

PRESSURE DROP&FACE VELOCITY GRAPH



Recommended final pressure drop \leq 600 Pa.

Maximum final pressure drop \leq 1000 Pa.



FILTER CODE STRUCTURE FİLTRE KOD YAPISI

Filter Type	HG HEPAGEL
Filtre Tipi	
Filter Class EN 1822	11 E11
Filtre Sınıfı EN 1822	
Filter Frame	A Aluminium
Filtre Çerçevesi	
Filter Media	R Glass Fiber & Hot Melt
Filtre Malzemesi	
Filter Panel Depth	M 58 mm
Filtre Panel Derinliği	
Filter Surface Grid	2 Two Surfaces Grid
Filtre Yüzey Teli	
Filter Gasket Type	G Gel Gasket
Filtre Conta Tipi	
Filter Gasket Direction	G Air Inlet
Filtre Conta Yönü	
Filter Size	0610-0610-104
Filtre Ölçüsü	

TECHNICAL SPECIFICATIONS TEKNİK ÖZELLİKLER

Filter Class	EN 1822
Filtre Sınıfı	E10 E11 E12
Av. Efficiency	\geq 85% \geq 95% \geq 99,5%
Ort. Verimlilik	
Max.Working Temperature	80 °C
Max.Çalışma Sıcaklığı	
Relative Humidity	100%
Bağıl Nem	
Final Pressure Drop	600 Pa.
Son Basınç Düşümü	
Filter Stage	III
Filtre Kademesi	

HEPAGEL-104-ARM Series Technical Data

HEPAGEL-104-ARM Serisi Teknik Veri


Filter Code	Size W x L x D	Filter Class EN 1822	Filter Depth mm	Filter Area m ²	Air Flow m ³ /h	In.Pressure D. Pa.	Weight kg
HG10ARM2GG	0305-0305-104	E10	104	2,80	150	60	2,20
HG10ARM2GG	0305-0610-104	E10	104	5,50	300	60	4,00
HG10ARM2GG	0457-0457-104	E10	104	6,00	350	60	5,00
HG10ARM2GG	0457-0610-104	E10	104	8,00	450	60	7,50
HG10ARM2GG	0610-0610-104	E10	104	10,50	600	60	7,80
HG10ARM2GG	0610-0762-104	E10	104	13,00	750	60	10,00
HG10ARM2GG	0610-0915-104	E10	104	15,50	900	60	11,50
HG10ARM2GG	0610-1220-104	E10	104	21,00	1200	60	14,25
HG10ARM2GG	0762-0762-104	E10	104	16,50	900	60	11,50
HG10ARM2GG	0762-0915-104	E10	104	20,00	1150	60	12,00
HG10ARM2GG	0915-0915-104	E10	104	24,00	1350	60	13,25

Filter Code	Size W x L x D	Filter Class EN 1822	Filter Depth mm	Filter Area m ²	Air Flow m ³ /h	In.Pressure D. Pa.	Weight kg
HG11ARM2GG	0305-0305-104	E11	104	2,80	150	70	2,20
HG11ARM2GG	0305-0610-104	E11	104	5,50	300	70	4,00
HG11ARM2GG	0457-0457-104	E11	104	6,00	350	70	5,00
HG11ARM2GG	0457-0610-104	E11	104	8,00	450	70	7,50
HG11ARM2GG	0610-0610-104	E11	104	10,50	600	70	7,80
HG11ARM2GG	0610-0762-104	E11	104	13,00	750	70	10,00
HG11ARM2GG	0610-0915-104	E11	104	15,50	900	70	11,50
HG11ARM2GG	0610-1220-104	E11	104	21,00	1200	70	14,25
HG11ARM2GG	0762-0762-104	E11	104	16,50	900	70	11,50
HG11ARM2GG	0762-0915-104	E11	104	20,00	1150	70	12,00
HG11ARM2GG	0915-0915-104	E11	104	24,00	1350	70	13,25

Filter Code	Size W x L x D	Filter Class EN 1822	Filter Depth mm	Filter Area m ²	Air Flow m ³ /h	In.Pressure D. Pa.	Weight kg
HG12ARM2GG	0305-0305-104	H12	104	2,80	150	100	2,20
HG12ARM2GG	0305-0610-104	H12	104	5,50	300	100	4,00
HG12ARM2GG	0457-0457-104	H12	104	6,00	350	100	5,00
HG12ARM2GG	0457-0610-104	H12	104	8,00	450	100	7,50
HG12ARM2GG	0610-0610-104	H12	104	10,50	600	100	7,80
HG12ARM2GG	0610-0762-104	H12	104	13,00	750	100	10,00
HG12ARM2GG	0610-0915-104	H12	104	15,50	900	100	11,50
HG12ARM2GG	0610-1220-104	H12	104	21,00	1200	100	14,25
HG12ARM2GG	0762-0762-104	H12	104	16,50	900	100	11,50
HG12ARM2GG	0762-0915-104	H12	104	20,00	1150	100	12,00
HG12ARM2GG	0915-0915-104	H12	104	24,00	1350	100	13,25

HEPAGEL-104-ARM

Hepa Filters With Gel Gasket
Jel Contalı Hepa Filtreler



HG13ARM2GG-0610-0610-104

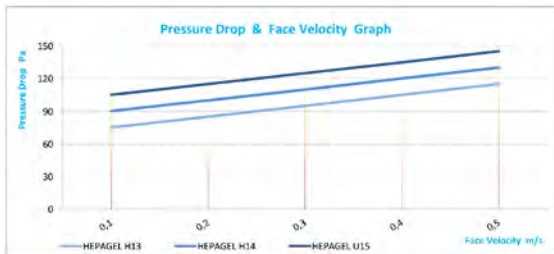
APPLICATIONS

- Used in systems made according to sealed with gel technique
- Clean rooms with LAF counters and
- Operating rooms

UYGULAMALAR

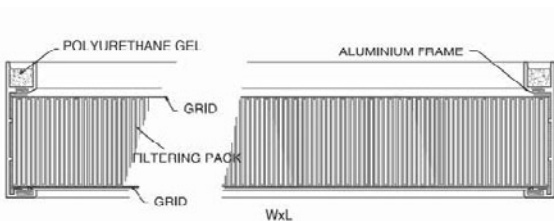
- Sızdırmaz jel tekniğine göre yapılan sistemlerde
- Temiz odalar LAF tezgahları ve ameliyat odalarında kullanılır

PRESSURE DROP&FACE VELOCITY GRAPH



Recommended final pressure drop \leq 600 Pa.

Maximum final pressure drop \leq 1000 Pa.



FILTER CODE STRUCTURE FİLTRE KOD YAPISI

Filter Type	HG	HEPAGEL
Filtre Tipi		
Filter Class EN 1822	13	H13
Filtre Sınıfı EN 1822		
Filter Frame	A	Aluminium
Filtre Çerçevesi		Alüminyum
Filter Media	R	Glass Fiber & Hot Melt
Filtre Malzemesi		Cam Elyaf ve Sıcak Tutkal
Filter Panel Depth	M	58 mm
Filtre Panel Derinliği		
Filter Surface Grid	2	Two Surfaces Grid
Filtre Yüzey Teli		İki Yüzeyli Telli
Filter Gasket Type	G	Gel Gasket
Filtre Conta Tipi		Jel Conta
Filter Gasket Direction	G	Air Inlet
Filtre Conta Yönü		Hava Giriş
Filter Size		0610-0610-104
Filtre Ölçüsü		

TECHNICAL SPECIFICATIONS TEKNİK ÖZELLİKLER

Filter Class	EN 1822
Filtre Sınıfı	H13 H14 U15
Av. Efficiency	\geq 99.95% \geq 99.995% \geq 99.9995%
Ort. Verimlilik	
Max.Working Temperature	80 °C
Max.Çalışma Sıcaklığı	
Relative Humidity	100%
Bağıl Nem	
Final Pressure Drop	600 Pa.
Son Basınç Düşümü	
Filter Stage	III
Filtre Kademesi	

HEPAGEL-104-ARM Series Technical Data

HEPAGEL-104-ARM Serisi Teknik Veri

Filter Code	Size W x L x D	Filter Class EN 1822	Filter Depth mm	Filter Area m ²	Air Flow m ³ /h	In.Pressure D. Pa.	Weight kg
HG13ARM2GG	0305-0305-104	H13	104	2,80	150	110	2,20
HG13ARM2GG	0305-0610-104	H13	104	5,50	300	110	4,00
HG13ARM2GG	0457-0457-104	H13	104	6,00	350	110	5,00
HG13ARM2GG	0457-0610-104	H13	104	8,00	450	110	7,50
HG13ARM2GG	0610-0610-104	H13	104	10,50	600	110	7,80
HG13ARM2GG	0610-0762-104	H13	104	13,00	750	110	10,00
HG13ARM2GG	0610-0915-104	H13	104	15,50	900	110	11,50
HG13ARM2GG	0610-1220-104	H13	104	21,00	1200	110	14,25
HG13ARM2GG	0762-0762-104	H13	104	16,50	900	110	11,50
HG13ARM2GG	0762-0915-104	H13	104	20,00	1150	110	12,00
HG13ARM2GG	0915-0915-104	H13	104	24,00	1350	110	13,25

Filter Code	Size W x L x D	Filter Class EN 1822	Filter Depth mm	Filter Area m ²	Air Flow m ³ /h	In.Pressure D. Pa.	Weight kg
HG14ARM2GG	0305-0305-104	H14	104	2,80	150	125	2,20
HG14ARM2GG	0305-0610-104	H14	104	5,50	300	125	4,00
HG14ARM2GG	0457-0457-104	H14	104	6,00	350	125	5,00
HG14ARM2GG	0457-0610-104	H14	104	8,00	450	125	7,50
HG14ARM2GG	0610-0610-104	H14	104	10,50	600	125	7,80
HG14ARM2GG	0610-0762-104	H14	104	13,00	750	125	10,00
HG14ARM2GG	0610-0915-104	H14	104	15,50	900	125	11,50
HG14ARM2GG	0610-1220-104	H14	104	21,00	1200	125	14,25
HG14ARM2GG	0762-0762-104	H14	104	16,50	900	125	11,50
HG14ARM2GG	0762-0915-104	H14	104	20,00	1150	125	12,00
HG14ARM2GG	0915-0915-104	H14	104	24,00	1350	125	13,25

Filter Code	Size W x L x D	Filter Class EN 1822	Filter Depth mm	Filter Area m ²	Air Flow m ³ /h	In.Pressure D. Pa.	Weight kg
HG15ARM2GG	0305-0305-104	U15	104	2,80	150	140	2,20
HG15ARM2GG	0305-0610-104	U15	104	5,50	300	140	4,00
HG15ARM2GG	0457-0457-104	U15	104	6,00	350	140	5,00
HG15ARM2GG	0457-0610-104	U15	104	8,00	450	140	7,50
HG15ARM2GG	0610-0610-104	U15	104	10,50	600	140	7,80
HG15ARM2GG	0610-0762-104	U15	104	13,00	750	140	10,00
HG15ARM2GG	0610-0915-104	U15	104	15,50	900	140	11,50
HG15ARM2GG	0610-1220-104	U15	104	21,00	1200	140	14,25
HG15ARM2GG	0762-0762-104	U15	104	16,50	900	140	11,50
HG15ARM2GG	0762-0915-104	U15	104	20,00	1150	140	12,00
HG15ARM2GG	0915-0915-104	U15	104	24,00	1350	140	13,25

HEPAFIL-78-MRM

Turbulent Flow Absolute Filters
Türbülanslı Akış Mutlak Filtreler



HF12MRM1PG-0610-0610-078

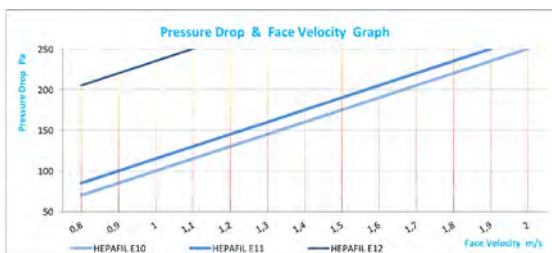
APPLICATIONS

- EPA-HEPA Filters absolute air filtration
- Clean room ventilation systems
- Used in microelectronics, food, photography, data centers, hospital, medical equipment industry

UYGULAMALAR

- EPA-HEPA Filtreler Mutlak hava filtrelemesinde
- Temiz oda havalandırma sistemleri
- Mikroelektronik, gıda, fotoğraf, veri merkezlerinde
- Hastane, tıbbi malzeme endüstrilerinde kullanılır

PRESSURE DROP&FACE VELOCITY GRAPH



Recommended final pressure drop \leq 600 Pa.

Maximum final pressure drop \leq 1000 Pa.

FILTER CODE STRUCTURE FİLTRE KOD YAPISI

Filter Type Filtre Tipi	HF	HEPAFIL-78
Filter Class EN 1822 Filtre Sınıfı EN 1822	12	E12
Filter Frame Filtre Çerçevesi	M	Wooden MDF
Filter Media Filtre Malzemesi	R	Glass Fiber & Hot Melt Cam Elyaf ve Sıcak Tutkal
Filter Panel Depth Filtre Panel Derinliği	M	58 mm
Filter Surface Grid Filtre Yüzey Teli	1	Face Grids Air Outlet Yüzey Teli Hava Çıkışta
Filter Gasket Type Filtre Conta Tipi	P	Polyurethane Poliüretan
Filter Gasket Direction Filtre Conta Yönü	G	Air Inlet Hava Giriş
Filter Size Filtre Ölçüsü	0610-0610-078	

TECHNICAL SPECIFICATIONS TEKNİK ÖZELLİKLER

Filter Class Filtre Sınıfı	EN 1822 E10 E11 E12
Av. Efficiency Ort. Verimlilik	\geq 85% \geq 95% \geq 99,5%
Max.Working Temperature Max.Çalışma Sıcaklığı	80 °C
Relative Humidity Bağıl Nem	100%
Final Pressure Drop Son Basınç Düşümü	600 Pa.
Filter Stage Filtre Kademesi	II - III

HEPAFIL-78-MRM Series Technical Data

HEPAFIL-78-MRM Serisi Teknik Veri

Filter Code	Size W x L x D	Filter Class EN 1822	Filter Depth mm	Filter Area m ²	Air Flow m ³ /h	In.Pressure D. Pa.	Weight kg
HF10MRM1PG	0305-0305-078	E10	78	2,80	650	250	1,85
HF10MRM1PG	0305-0610-078	E10	78	5,50	1300	250	3,50
HF10MRM1PG	0457-0457-078	E10	78	6,00	1450	250	4,25
HF10MRM1PG	0457-0610-078	E10	78	8,00	1950	250	6,50
HF10MRM1PG	0610-0610-078	E10	78	10,50	2600	250	6,80
HF10MRM1PG	0610-0762-078	E10	78	13,00	3250	250	8,50
HF10MRM1PG	0610-0915-078	E10	78	15,50	3900	250	10,00
HF10MRM1PG	0610-1220-078	E10	78	21,00	5200	250	12,50
HF10MRM1PG	0762-0762-078	E10	78	16,50	4000	250	10,00
HF10MRM1PG	0762-0915-078	E10	78	20,00	4850	250	10,50
HF10MRM1PG	0915-0915-078	E10	78	24,00	5850	250	11,50

Filter Code	Size W x L x D	Filter Class EN 1822	Filter Depth mm	Filter Area m ²	Air Flow m ³ /h	In.Pressure D. Pa.	Weight kg
HF11MRM1PG	0305-0305-078	E11	78	2,80	600	250	1,85
HF11MRM1PG	0305-0610-078	E11	78	5,50	1200	250	3,50
HF11MRM1PG	0457-0457-078	E11	78	6,00	1350	250	4,25
HF11MRM1PG	0457-0610-078	E11	78	8,00	1800	250	6,50
HF11MRM1PG	0610-0610-078	E11	78	10,50	2400	250	6,80
HF11MRM1PG	0610-0762-078	E11	78	13,00	3000	250	8,50
HF11MRM1PG	0610-0915-078	E11	78	15,50	3600	250	10,00
HF11MRM1PG	0610-1220-078	E11	78	21,00	4800	250	12,50
HF11MRM1PG	0762-0762-078	E11	78	16,50	3750	250	10,00
HF11MRM1PG	0762-0915-078	E11	78	20,00	4500	250	10,50
HF11MRM1PG	0915-0915-078	E11	78	24,00	5400	250	11,50

Filter Code	Size W x L x D	Filter Class EN 1822	Filter Depth mm	Filter Area m ²	Air Flow m ³ /h	In.Pressure D. Pa.	Weight kg
HF12MRM1PG	0305-0305-078	E12	78	2,80	350	250	1,85
HF12MRM1PG	0305-0610-078	E12	78	5,50	700	250	3,50
HF12MRM1PG	0457-0457-078	E12	78	6,00	790	250	4,25
HF12MRM1PG	0457-0610-078	E12	78	8,00	1050	250	6,50
HF12MRM1PG	0610-0610-078	E12	78	10,50	1400	250	6,80
HF12MRM1PG	0610-0762-078	E12	78	13,00	1750	250	8,50
HF12MRM1PG	0610-0915-078	E12	78	15,50	2100	250	10,00
HF12MRM1PG	0610-1220-078	E12	78	21,00	2800	250	12,50
HF12MRM1PG	0762-0762-078	E12	78	16,50	2150	250	10,00
HF12MRM1PG	0762-0915-078	E12	78	20,00	2600	250	10,50
HF12MRM1PG	0915-0915-078	E12	78	24,00	3150	250	11,50

HEPAFIL-78-MRM

Turbulent Flow Absolute Filters
Türbülanslı Akış Mutlak Filtreler



HF13MRM1PG-0610-0610-078

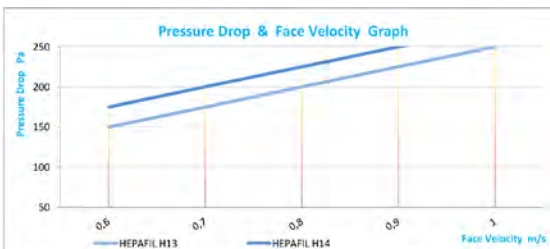
APPLICATIONS

- EPA-HEPA Filters absolute air filtration
- Clean room ventilation systems
- Used in microelectronics, food, photography, data centers, hospital, medical equipment industry

UYGULAMALAR

- EPA-HEPA Filtreler Mutlak hava filtrelemesinde
- Temiz oda havalandırma sistemleri
- Mikroelektronik, gıda, fotoğraf, veri merkezlerinde
- Hastane, tıbbi malzeme endüstrilerinde kullanılır

PRESSURE DROP&FACE VELOCITY GRAPH



Recommended final pressure drop \leq 600 Pa.

Maximum final pressure drop \leq 1000 Pa.

FILTER CODE STRUCTURE FİLTRE KOD YAPISI

Filter Type	HF	HEPAFIL-78
Filtre Tipi		
Filter Class EN 1822	13	E13
Filtre Sınıfı EN 1822		
Filter Frame	M	Wooden
Filtre Çerçevesi		MDF
Filter Media	R	Glass Fiber & Hot Melt
Filtre Malzemesi		Cam Elyaf ve Sıcak Tutkal
Filter Panel Depth	M	58 mm
Filtre Panel Derinliği		
Filter Surface Grid	1	Face Grids Air Outlet
Filtre Yüzey Teli		Yüzey Teli Hava Çıkışta
Filter Gasket Type	P	Polyurethane
Filtre Conta Tipi		Poliüretan
Filter Gasket Direction	G	Air Inlet
Filtre Conta Yönü		Hava Giriş
Filter Size		0610-0610-078
Filtre Ölçüsü		

TECHNICAL SPECIFICATIONS TEKNİK ÖZELLİKLER

Filter Class	EN 1822
Filtre Sınıfı	H13 H14
Av. Efficiency	\geq 99.95% \geq 99.995%
Ort. Verimlilik	
Max.Working Temperature	80 °C
Max.Çalışma Sıcaklığı	
Relative Humidity	100%
Bağıl Nem	
Final Pressure Drop	600 Pa.
Son Basınç Düşümü	
Filter Stage	III
Filtre Kademesi	

HEPAFIL-78-MRM Series Technical Data

HEPAFIL-78-MRM Serisi Teknik Veri

Filter Code	Size W x L x D	Filter Class EN 1822	Filter Depth mm	Filter Area m ²	Air Flow m ³ /h	In.Pressure D. Pa.	Weight kg
HF13MRM1PG	0305-0305-078	H13	78	2,80	300	250	1,85
HF13MRM1PG	0305-0610-078	H13	78	5,50	600	250	3,50
HF13MRM1PG	0457-0457-078	H13	78	6,00	670	250	4,25
HF13MRM1PG	0457-0610-078	H13	78	8,00	900	250	6,50
HF13MRM1PG	0610-0610-078	H13	78	10,50	1200	250	6,80
HF13MRM1PG	0610-0762-078	H13	78	13,00	1500	250	8,50
HF13MRM1PG	0610-0915-078	H13	78	15,50	1800	250	10,00
HF13MRM1PG	0610-1220-078	H13	78	21,00	2350	250	12,50
HF13MRM1PG	0762-0762-078	H13	78	16,50	1850	250	10,00
HF13MRM1PG	0762-0915-078	H13	78	20,00	2300	250	10,50
HF13MRM1PG	0915-0915-078	H13	78	24,00	2750	250	11,50

Filter Code	Size W x L x D	Filter Class EN 1822	Filter Depth mm	Filter Area m ²	Air Flow m ³ /h	In.Pressure D. Pa.	Weight kg
HF14MRM1PG	0305-0305-078	H14	78	2,80	275	250	1,85
HF14MRM1PG	0305-0610-078	H14	78	5,50	550	250	3,50
HF14MRM1PG	0457-0457-078	H14	78	6,00	600	250	4,25
HF14MRM1PG	0457-0610-078	H14	78	8,00	800	250	6,50
HF14MRM1PG	0610-0610-078	H14	78	10,50	1100	250	6,80
HF14MRM1PG	0610-0762-078	H14	78	13,00	1350	250	8,50
HF14MRM1PG	0610-0915-078	H14	78	15,50	1650	250	10,00
HF14MRM1PG	0610-1220-078	H14	78	21,00	2150	250	12,50
HF14MRM1PG	0762-0762-078	H14	78	16,50	1700	250	10,00
HF14MRM1PG	0762-0915-078	H14	78	20,00	2050	250	10,50
HF14MRM1PG	0915-0915-078	H14	78	24,00	2450	250	11,50

HEPAFIL-150-MRM

Turbulent Flow Absolute Filters
Türbülanslı Akış Mutlak Filtreler



HF12MRM1PG-0610-0610-150

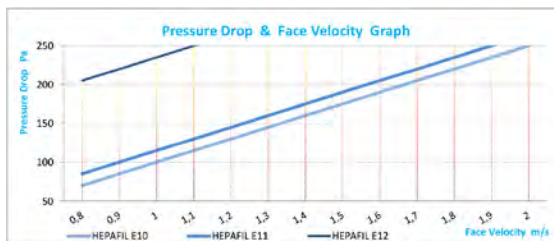
APPLICATIONS

- EPA-HEPA Filters absolute air filtration
- Clean room ventilation systems
- Used in microelectronics, food, photography, data centers, hospital, medical equipment industry

UYGULAMALAR

- EPA-HEPA Filtreler Mutlak hava filtrelemesinde
- Temiz oda havalandırma sistemleri
- Mikroelektronik, gıda, fotoğraf, veri merkezlerinde
- Hastane, tıbbi malzeme endüstrilerinde kullanılır

PRESSURE DROP&FACE VELOCITY GRAPH



Recommended final pressure drop \leq 600 Pa.

Maximum final pressure drop \leq 1000 Pa.

FILTER CODE STRUCTURE FİLTRE KOD YAPISI

Filter Type	HF	HEPAFIL-150
Filtre Tipi		
Filter Class EN 1822	12	E12
Filtre Sınıfı EN 1822		
Filter Frame	M	Wooden
Filtre Çerçevesi		MDF
Filter Media	R	Glass Fiber & Hot Melt
Filtre Malzemesi		Cam Elyaf ve Sıcak Tutkal
Filter Panel Depth	M	58 mm
Filtre Panel Derinliği		
Filter Surface Grid	1	Face Grids Air Outlet
Filtre Yüzey Teli		Yüzey Teli Hava Çıkışta
Filter Gasket Type	P	Polyurethane
Filtre Conta Tipi		Poliüretan
Filter Gasket Direction	G	Air Inlet
Filtre Conta Yönü		Hava Giriş
Filter Size		0610-0610-150
Filtre Ölçüsü		

TECHNICAL SPECIFICATIONS TEKNİK ÖZELLİKLER

Filter Class	EN 1822
Filtre Sınıfı	E10 E11 E12
Av. Efficiency	\geq 85% \geq 95% \geq 99,5%
Ort. Verimlilik	
Max.Working Temperature	80 °C
Max.Çalışma Sıcaklığı	
Relative Humidity	100%
Bağıl Nem	
Final Pressure Drop	600 Pa.
Son Basınç Düşümü	
Filter Stage	II - III
Filtre Kademesi	

HEPAFIL-150-MRM Series Technical Data
HEPAFIL-150-MRM Serisi Teknik Veri

Filter Code	Size W x L x D	Filter Class EN 1822	Filter Depth mm	Filter Area m ²	Air Flow m ³ /h	In.Pressure D. Pa.	Weight kg
HF10MRM1PG	0305-0305-150	E10	150	2,80	650	250	2,50
HF10MRM1PG	0305-0610-150	E10	150	5,50	1300	250	3,50
HF10MRM1PG	0457-0457-150	E10	150	6,00	1450	250	3,80
HF10MRM1PG	0457-0610-150	E10	150	8,00	1950	250	4,50
HF10MRM1PG	0610-0610-150	E10	150	10,50	2600	250	5,00
HF10MRM1PG	0610-0762-150	E10	150	13,00	3250	250	8,50
HF10MRM1PG	0610-0915-150	E10	150	15,50	3900	250	10,00
HF10MRM1PG	0610-1220-150	E10	150	21,00	5200	250	12,50
HF10MRM1PG	0762-0762-150	E10	150	16,50	4000	250	10,00
HF10MRM1PG	0762-0915-150	E10	150	20,00	4850	250	11,00
HF10MRM1PG	0915-0915-150	E10	150	24,00	5850	250	14,50

Filter Code	Size W x L x D	Filter Class EN 1822	Filter Depth mm	Filter Area m ²	Air Flow m ³ /h	In.Pressure D. Pa.	Weight kg
HF11MRM1PG	0305-0305-150	E11	150	2,80	600	250	2,50
HF11MRM1PG	0305-0610-150	E11	150	5,50	1200	250	3,50
HF11MRM1PG	0457-0457-150	E11	150	6,00	1350	250	3,80
HF11MRM1PG	0457-0610-150	E11	150	8,00	1800	250	4,50
HF11MRM1PG	0610-0610-150	E11	150	10,50	2400	250	5,00
HF11MRM1PG	0610-0762-150	E11	150	13,00	3000	250	8,50
HF11MRM1PG	0610-0915-150	E11	150	15,50	3600	250	10,00
HF11MRM1PG	0610-1220-150	E11	150	21,00	4800	250	12,50
HF11MRM1PG	0762-0762-150	E11	150	16,50	3750	250	10,00
HF11MRM1PG	0762-0915-150	E11	150	20,00	4500	250	11,00
HF11MRM1PG	0915-0915-150	E11	150	24,00	5400	250	14,50

Filter Code	Size W x L x D	Filter Class EN 1822	Filter Depth mm	Filter Area m ²	Air Flow m ³ /h	In.Pressure D. Pa.	Weight kg
HF12MRM1PG	0305-0305-150	E12	150	2,80	350	250	2,50
HF12MRM1PG	0305-0610-150	E12	150	5,50	700	250	3,50
HF12MRM1PG	0457-0457-150	E12	150	6,00	790	250	3,80
HF12MRM1PG	0457-0610-150	E12	150	8,00	1050	250	4,50
HF12MRM1PG	0610-0610-150	E12	150	10,50	1400	250	5,00
HF12MRM1PG	0610-0762-150	E12	150	13,00	1750	250	8,50
HF12MRM1PG	0610-0915-150	E12	150	15,50	2100	250	10,00
HF12MRM1PG	0610-1220-150	E12	150	21,00	2800	250	12,50
HF12MRM1PG	0762-0762-150	E12	150	16,50	2150	250	10,00
HF12MRM1PG	0762-0915-150	E12	150	20,00	2600	250	11,00
HF12MRM1PG	0915-0915-150	E12	150	24,00	3150	250	14,50

HEPAFIL-150-MRM

Turbulent Flow Absolute Filters
Türbülanslı Akış Mutlak Filtreler



HF13MRM1PG-0610-0610-150

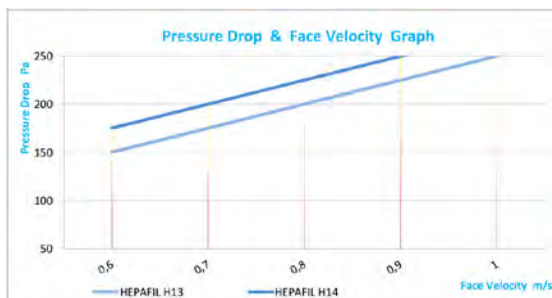
APPLICATIONS

- EPA-HEPA Filters absolute air filtration
- Clean room ventilation systems
- Used in microelectronics, food, photography, data centers, hospital, medical equipment industry

UYGULAMALAR

- EPA-HEPA Filtreler Mutlak hava filtrelemesinde
- Temiz oda havalandırma sistemleri
- Mikroelektronik, gıda, fotoğraf, veri merkezlerinde
- Hastane, tıbbi malzeme endüstrilerinde kullanılır

PRESSURE DROP&FACE VELOCITY GRAPH



Recommended final pressure drop \leq 600 Pa.

Maximum final pressure drop \leq 1000 Pa.

FILTER CODE STRUCTURE FİLTRE KOD YAPISI

Filter Type Filtre Tipi	HF	HEPAFIL
Filter Class EN 1822 Filtre Sınıfı EN 1822	13	H13
Filter Frame Filtre Çerçevesi	M	Wooden MDF
Filter Media Filtre Malzemesi	R	Glass Fiber & Hot Melt Cam Elyaf ve Sıcak Tutkal
Filter Panel Depth Filtre Panel Derinliği	M	58 mm
Filter Surface Grid Filtre Yüzey Teli	1	Face Grids Air Outlet Yüzey Teli Hava Çıkışta
Filter Gasket Type Filtre Conta Tipi	P	Polyurethane Poliüretan
Filter Gasket Direction Filtre Conta Yönü	G	Air Inlet Hava Giriş
Filter Size Filtre Ölçüsü	0610-0610-150	

TECHNICAL SPECIFICATIONS TEKNİK ÖZELLİKLER

Filter Class Filtre Sınıfı	EN 1822	H13	H14
Av. Efficiency Ort. Verimlilik	\geq 99.95%	\geq 99.995%	
Max.Working Temperature Max.Çalışma Sıcaklığı	80 °C		
Relative Humidity Bağıl Nem	100%		
Final Pressure Drop Son Basınç Düşümü	600 Pa.		
Filter Stage Filtre Kademesi	II - III		

HEPAFIL-150-MRM Series Technical Data
HEPAFIL-150-MRM Serisi Teknik Veri

Filter Code	Size W x L x D	Filter Class EN 1822	Filter Depth mm	Filter Area m ²	Air Flow m ³ /h	In.Pressure D. Pa.	Weight kg
HF13MRM1PG	0305-0305-150	H13	150	2,80	300	250	2,50
HF13MRM1PG	0305-0610-150	H13	150	5,50	600	250	3,50
HF13MRM1PG	0457-0457-150	H13	150	6,00	670	250	3,80
HF13MRM1PG	0457-0610-150	H13	150	8,00	900	250	4,50
HF13MRM1PG	0610-0610-150	H13	150	10,50	1200	250	5,00
HF13MRM1PG	0610-0762-150	H13	150	13,00	1500	250	8,50
HF13MRM1PG	0610-0915-150	H13	150	15,50	1800	250	10,00
HF13MRM1PG	0610-1220-150	H13	150	21,00	2350	250	12,50
HF13MRM1PG	0762-0762-150	H13	150	16,50	1850	250	10,00
HF13MRM1PG	0762-0915-150	H13	150	20,00	2300	250	11,00
HF13MRM1PG	0915-0915-150	H13	150	24,00	2750	250	14,50

Filter Code	Size W x L x D	Filter Class EN 1822	Filter Depth mm	Filter Area m ²	Air Flow m ³ /h	In.Pressure D. Pa.	Weight kg
HF14MRM1PG	0305-0305-150	H14	150	2,80	275	250	2,50
HF14MRM1PG	0305-0610-150	H14	150	5,50	550	250	3,50
HF14MRM1PG	0457-0457-150	H14	150	6,00	600	250	3,80
HF14MRM1PG	0457-0610-150	H14	150	8,00	800	250	4,50
HF14MRM1PG	0610-0610-150	H14	150	10,50	1100	250	5,00
HF14MRM1PG	0610-0762-150	H14	150	13,00	1350	250	8,50
HF14MRM1PG	0610-0915-150	H14	150	15,50	1650	250	10,00
HF14MRM1PG	0610-1220-150	H14	150	21,00	2150	250	12,50
HF14MRM1PG	0762-0762-150	H14	150	16,50	1700	250	10,00
HF14MRM1PG	0762-0915-150	H14	150	20,00	2050	250	11,00
HF14MRM1PG	0915-0915-150	H14	150	24,00	2450	250	14,50

HEPAFIL-150-MRL

Turbulent Flow Absolute Filters
Türbülanslı Akış Mutlak Filtreler



HF10MRLIPG-0610-0610-150

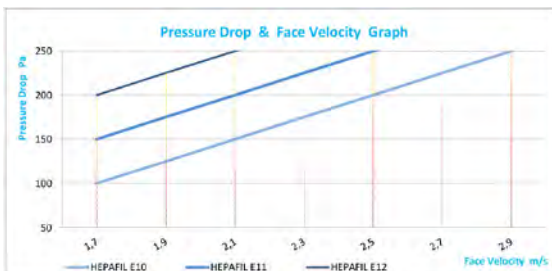
APPLICATIONS

- EPA-HEPA Filters absolute air filtration
- Clean room ventilation systems
- Used in microelectronics, food, photography, data centers, hospital, medical equipment industry

UYGULAMALAR

- EPA-HEPA Filtreler Mutlak hava filtrelemesinde
- Temiz oda havalandırma sistemleri
- Mikroelektronik, gıda, fotoğraf, veri merkezlerinde
- Hastane, tıbbi malzeme endüstrilerinde kullanılır

PRESSURE DROP&FACE VELOCITY GRAPH



Recommended final pressure drop \leq 600 Pa.

Maximum final pressure drop \leq 1000 Pa.

FILTER CODE STRUCTURE FİLTRE KOD YAPISI

Filter Type Filtre Tipi	HF	HEPAFIL
Filter Class EN 1822 Filtre Sınıfı EN 1822	10	E10
Filter Frame Filtre Çerçevesi	M	Wooden MDF
Filter Media Filtre Malzemesi	R	Glass Fiber & Hot Melt Cam Elyaf ve Sıcak Tutkal
Filter Panel Depth Filtre Panel Derinliği	L	100 mm
Filter Surface Grid Filtre Yüzey Teli	1	Face Grids Air Outlet Yüzey Teli Hava Çıkışta
Filter Gasket Type Filtre Conta Tipi	P	Polyurethane Poliüretan
Filter Gasket Direction Filtre Conta Yönü	G	Air Inlet Hava Giriş
Filter Size Filtre Ölçüsü	0610-0610-150	

TECHNICAL SPECIFICATIONS TEKNİK ÖZELLİKLER

Filter Class Filtre Sınıfı	EN 1822 E10 E11 E12
Av. Efficiency Ort. Verimlilik	\geq 85% \geq 95% \geq 99,5%
Max.Working Temperature Max.Çalışma Sıcaklığı	80 °C
Relative Humidity Bağıl Nem	100%
Final Pressure Drop Son Basınç Düşümü	600 Pa.
Filter Stage Filtre Kademesi	II - III

HEPAFIL-150-MRL Series Technical Data

HEPAFIL-150-MRL Serisi Teknik Veri

Filter Code	Size W x L x D	Filter Class EN 1822	Filter Depth mm	Filter Area m ²	Air Flow m ³ /h	In.Pressure D. Pa.	Weight kg
HF10MRL1PG	0305-0305-150	E10	150	4,50	875	250	3,00
HF10MRL1PG	0305-0610-150	E10	150	9,00	1750	250	5,00
HF10MRL1PG	0457-0457-150	E10	150	10,00	1950	250	5,50
HF10MRL1PG	0457-0610-150	E10	150	13,50	2600	250	6,50
HF10MRL1PG	0610-0610-150	E10	150	18,00	3500	250	8,00
HF10MRL1PG	0610-0762-150	E10	150	22,50	4350	250	9,50
HF10MRL1PG	0610-0915-150	E10	150	27,00	5250	250	11,00
HF10MRL1PG	0610-1220-150	E10	150	36,00	7000	250	13,50
HF10MRL1PG	0762-0762-150	E10	150	28,00	5450	250	12,00
HF10MRL1PG	0762-0915-150	E10	150	33,50	6550	250	11,50
HF10MRL1PG	0915-0915-150	E10	150	40,50	7850	250	13,50

Filter Code	Size W x L x D	Filter Class EN 1822	Filter Depth mm	Filter Area m ²	Air Flow m ³ /h	In.Pressure D. Pa.	Weight kg
HF11MRL1PG	0305-0305-150	E11	150	4,50	775	250	3,00
HF11MRL1PG	0305-0610-150	E11	150	9,00	1550	250	5,00
HF11MRL1PG	0457-0457-150	E11	150	10,00	1750	250	5,50
HF11MRL1PG	0457-0610-150	E11	150	13,50	2300	250	6,50
HF11MRL1PG	0610-0610-150	E11	150	18,00	3100	250	8,00
HF11MRL1PG	0610-0762-150	E11	150	22,50	3850	250	9,50
HF11MRL1PG	0610-0915-150	E11	150	27,00	4650	250	11,00
HF11MRL1PG	0610-1220-150	E11	150	36,00	6200	250	13,50
HF11MRL1PG	0762-0762-150	E11	150	28,00	4850	250	12,00
HF11MRL1PG	0762-0915-150	E11	150	33,50	6950	250	11,50
HF11MRL1PG	0915-0915-150	E11	150	40,50	5800	250	13,50

Filter Code	Size W x L x D	Filter Class EN 1822	Filter Depth mm	Filter Area m ²	Air Flow m ³ /h	In.Pressure D. Pa.	Weight kg
HF12MRL1PG	0305-0305-150	E12	150	4,50	525	250	3,00
HF12MRL1PG	0305-0610-150	E12	150	9,00	1050	250	5,00
HF12MRL1PG	0457-0457-150	E12	150	10,00	1150	250	5,50
HF12MRL1PG	0457-0610-150	E12	150	13,50	1550	250	6,50
HF12MRL1PG	0610-0610-150	E12	150	18,00	2100	250	8,00
HF12MRL1PG	0610-0762-150	E12	150	22,50	2600	250	9,50
HF12MRL1PG	0610-0915-150	E12	150	27,00	3150	250	11,00
HF12MRL1PG	0610-1220-150	E12	150	36,00	4200	250	13,50
HF12MRL1PG	0762-0762-150	E12	150	28,00	3250	250	12,00
HF12MRL1PG	0762-0915-150	E12	150	33,50	3900	250	11,50
HF12MRL1PG	0915-0915-150	E12	150	40,50	4725	250	13,50

HEPAFIL-150-MRL

Turbulent Flow Absolute Filters
Türbülanslı Akış Mutlak Filtreler



HF13MRL1PG-0610-0610-150

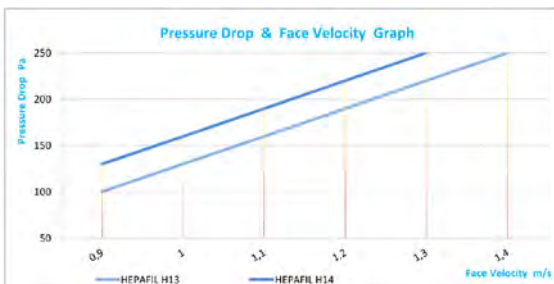
APPLICATIONS

- EPA-HEPA Filters absolute air filtration
- Clean room ventilation systems
- Used in microelectronics, food, photography, data centers, hospital, medical equipment industry

UYGULAMALAR

- EPA-HEPA Filtreler Mutlak hava filtrelemesinde
- Temiz oda havalandırma sistemleri
- Mikroelektronik, gıda, fotoğraf, veri merkezlerinde
- Hastane, tıbbi malzeme endüstrilerinde kullanılır

PRESSURE DROP&FACE VELOCITY GRAPH



Recommended final pressure drop ≤ 600 Pa.

Maximum final pressure drop ≤ 1000 Pa.

FILTER CODE STRUCTURE FİLTRE KOD YAPISI

Filter Type	HF	HEPAFIL
Filtre Tipi		
Filter Class EN 1822	13	H13
Filtre Sınıfı EN 1822		
Filter Frame	M	Wooden
Filtre Çerçevesi		MDF
Filter Media	R	Glass Fiber & Hot Melt
Filtre Malzemesi		Cam Elyaf ve Sıcak Tutkal
Filter Panel Depth	L	100 mm
Filtre Panel Derinliği		
Filter Surface Grid	1	Face Grids Air Outlet
Filtre Yüzey Teli		Yüzey Teli Hava Çıkışta
Filter Gasket Type	P	Polyurethane
Filtre Conta Tipi		Poliüretan
Filter Gasket Direction	G	Air Inlet
Filtre Conta Yönü		Hava Giriş
Filter Size		0610-0610-150
Filtre Ölçüsü		

TECHNICAL SPECIFICATIONS TEKNİK ÖZELLİKLER

Filter Class	EN 1822
Filtre Sınıfı	H13 H14
Av. Efficiency	≥ 99.95% ≥99.995%
Ort. Verimlilik	
Max.Working Temperature	80 °C
Max.Çalışma Sıcaklığı	
Relative Humidity	100%
Bağıl Nem	
Final Pressure Drop	600 Pa.
Son Basınç Düşümü	
Filter Stage	III
Filtre Kademesi	

HEPAFIL-150-MRL Series Technical Data

HEPAFIL-150-MRL Serisi Teknik Veri

Filter Code	Size W x L x D	Filter Class EN 1822	Filter Depth mm	Filter Area m ²	Air Flow m ³ /h	In.Pressure D. Pa.	Weight kg
HF13MRL1PG	0305-0305-150	H13	150	4,50	450	250	2,50
HF13MRL1PG	0305-0610-150	H13	150	9,00	900	250	3,50
HF13MRL1PG	0457-0457-150	H13	150	10,00	1000	250	3,80
HF13MRL1PG	0457-0610-150	H13	150	13,50	1300	250	4,50
HF13MRL1PG	0610-0610-150	H13	150	18,00	1800	250	5,00
HF13MRL1PG	0610-0762-150	H13	150	22,50	2200	250	8,50
HF13MRL1PG	0610-0915-150	H13	150	27,00	2700	250	10,00
HF13MRL1PG	0610-1220-150	H13	150	36,00	3700	250	12,50
HF13MRL1PG	0762-0762-150	H13	150	28,00	2900	250	10,00
HF13MRL1PG	0762-0915-150	H13	150	33,50	3500	250	11,00
HF13MRL1PG	0915-0915-150	H13	150	40,50	4200	250	14,50

Filter Code	Size W x L x D	Filter Class EN 1822	Filter Depth mm	Filter Area m ²	Air Flow m ³ /h	In.Pressure D. Pa.	Weight kg
HF14MRL1PG	0305-0305-150	H14	150	4,50	400	250	2,50
HF14MRL1PG	0305-0610-150	H14	150	9,00	800	250	3,50
HF14MRL1PG	0457-0457-150	H14	150	10,00	900	250	3,80
HF14MRL1PG	0457-0610-150	H14	150	13,50	1100	250	4,50
HF14MRL1PG	0610-0610-150	H14	150	18,00	1600	250	5,00
HF14MRL1PG	0610-0762-150	H14	150	22,50	2000	250	8,50
HF14MRL1PG	0610-0915-150	H14	150	27,00	2400	250	10,00
HF14MRL1PG	0610-1220-150	H14	150	36,00	3300	250	12,50
HF14MRL1PG	0762-0762-150	H14	150	28,00	2600	250	10,00
HF14MRL1PG	0762-0915-150	H14	150	33,50	3100	250	11,00
HF14MRL1PG	0915-0915-150	H14	150	40,50	3800	250	14,50

HEPAFIL-292-MRL

Turbulent Flow Absolute Filters
 Türbülanslı Akış Mutlak Filtreler



HF13MRL1PG-0610-0610-292

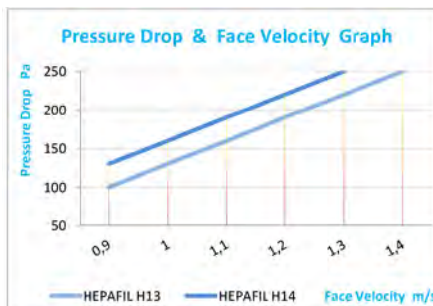
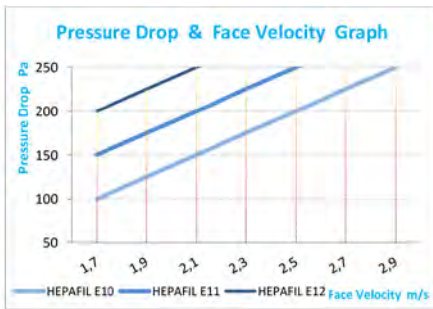
APPLICATIONS

- EPA-HEPA Filters absolute air filtration
- Clean room ventilation systems
- Used in microelectronics, food, photography, data centers, hospital, medical equipment industry

UYGULAMALAR

- EPA-HEPA Filtreler Mutlak hava filtrelemesinde
- Temiz oda havalandırma sistemleri
- Mikroelektronik, gıda, fotoğraf, veri merkezlerinde
- Hastane, tıbbi malzeme endüstrilerinde kullanılır

PRESSURE DROP&FACE VELOCITY GRAPH



Recommended final pressure drop ≤ 600 Pa.
 Maximum final pressure drop ≤ 1000 Pa.

FILTER CODE STRUCTURE FİLTRE KOD YAPISI

Filter Type	HF	HEPAFIL-292
Filtre Tipi		
Filter Class EN 1822	13	H13
Filtre Sınıfı EN 1822		
Filter Frame	M	Wooden
Filtre Çerçevesi		MDF
Filter Media	R	Glass Fiber & Hot Melt
Filtre Malzemesi		Cam Elyaf ve Sıcak Tutkal
Filter Panel Depth	L	100 mm
Filtre Panel Derinliği		
Filter Surface Grid	1	Face Grids Air Outlet
Filtre Yüzey Teli		Yüzey Teli Hava Çıkışta
Filter Gasket Type	P	Polyurethane
Filtre Conta Tipi		Poliüretan
Filter Gasket Direction	G	Air Inlet
Filtre Conta Yönü		Hava Giriş
Filter Size		0610-0610-292
Filtre Ölçüsü		

TECHNICAL SPECIFICATIONS TEKNİK ÖZELLİKLER

Filter Class	EN 1822
Filtre Sınıfı	E10 E11 E12 H13 H14
Av. Efficiency	≥ 85% ≥95% ≥99,5%
Ort. Verimlilik	≥99,95% ≥99,995%
Max.Working Temperature	80 °C
Max.Çalışma Sıcaklığı	
Relative Humidity	100%
Bağıl Nem	
Final Pressure Drop	600 Pa.
Son Basınç Düşümü	
Filter Stage	II - III
Filtre Kademesi	

HEPAFIL-292-MRL Series Technical Data

HEPAFIL-292-MRL Serisi Teknik Veri

Filter Code	Size W x L x D	Filter Class EN 1822	Filter Depth mm	Filter Area m ²	Air Flow m ³ /h	In.Pressure D. Pa.	Weight kg
HF10MRL1PG	0305-0305-292	E10	292	4,50	875	250	5,50
HF10MRL1PG	0305-0610-292	E10	292	9,00	1750	250	9,20
HF10MRL1PG	0457-0457-292	E10	292	10,00	1950	250	10,50
HF10MRL1PG	0457-0610-292	E10	292	13,50	2600	250	11,00
HF10MRL1PG	0610-0610-292	E10	292	18,00	3500	250	12,00
HF10MRL1PG	0610-0762-292	E10	292	22,50	4350	250	13,50
HF10MRL1PG	0610-0915-292	E10	292	27,00	5250	250	17,50

Filter Code	Size W x L x D	Filter Class EN 1822	Filter Depth mm	Filter Area m ²	Air Flow m ³ /h	In.Pressure D. Pa.	Weight kg
HF11MRL1PG	0305-0305-292	E11	292	4,50	775	250	5,50
HF11MRL1PG	0305-0610-292	E11	292	9,00	1550	250	9,20
HF11MRL1PG	0457-0457-292	E11	292	10,00	1750	250	10,50
HF11MRL1PG	0457-0610-292	E11	292	13,50	2300	250	11,00
HF11MRL1PG	0610-0610-292	E11	292	18,00	3100	250	12,00
HF11MRL1PG	0610-0762-292	E11	292	22,50	3850	250	13,50
HF11MRL1PG	0610-0915-292	E11	292	27,00	4650	250	17,50

Filter Code	Size W x L x D	Filter Class EN 1822	Filter Depth mm	Filter Area m ²	Air Flow m ³ /h	In.Pressure D. Pa.	Weight kg
HF12MRL1PG	0305-0305-292	E12	292	4,50	525	250	5,50
HF12MRL1PG	0305-0610-292	E12	292	9,00	1050	250	9,20
HF12MRL1PG	0457-0457-292	E12	292	10,00	1150	250	10,50
HF12MRL1PG	0457-0610-292	E12	292	13,50	1550	250	11,00
HF12MRL1PG	0610-0610-292	E12	292	18,00	2100	250	12,00
HF12MRL1PG	0610-0762-292	E12	292	22,50	2600	250	13,50
HF12MRL1PG	0610-0915-292	E12	292	27,00	3150	250	17,50

Filter Code	Size W x L x D	Filter Class EN 1822	Filter Depth mm	Filter Area m ²	Air Flow m ³ /h	In.Pressure D. Pa.	Weight kg
HF13MRL1PG	0305-0305-292	H13	292	4,50	450	250	5,50
HF13MRL1PG	0305-0610-292	H13	292	9,00	900	250	9,20
HF13MRL1PG	0457-0457-292	H13	292	10,00	1000	250	10,50
HF13MRL1PG	0457-0610-292	H13	292	13,50	1300	250	11,00
HF13MRL1PG	0610-0610-292	H13	292	18,00	1800	250	12,00
HF13MRL1PG	0610-0762-292	H13	292	22,50	2200	250	13,50
HF13MRL1PG	0610-0915-292	H13	292	27,00	2700	250	17,50

Filter Code	Size W x L x D	Filter Class EN 1822	Filter Depth mm	Filter Area m ²	Air Flow m ³ /h	In.Pressure D. Pa.	Weight kg
HF14MRL1PG	0305-0305-292	H14	292	4,50	400	250	5,50
HF14MRL1PG	0305-0610-292	H14	292	9,00	800	250	9,20
HF14MRL1PG	0457-0457-292	H14	292	10,00	900	250	10,50
HF14MRL1PG	0457-0610-292	H14	292	13,50	1100	250	11,00
HF14MRL1PG	0610-0610-292	H14	292	18,00	1600	250	12,00
HF14MRL1PG	0610-0762-292	H14	292	22,50	2000	250	13,50
HF14MRL1PG	0610-0915-292	H14	292	27,00	2400	250	17,50

HEPAFIL-292-MRE

Turbulent Flow Absolute Filters
Türbülanslı Akış Mutlak Filtreler



HF13MRE1PG-0610-0610-292

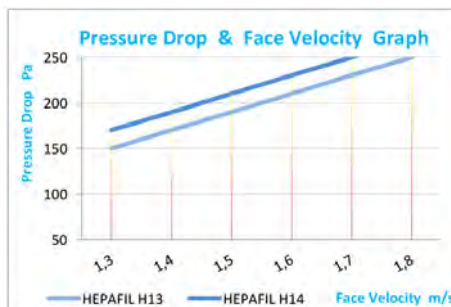
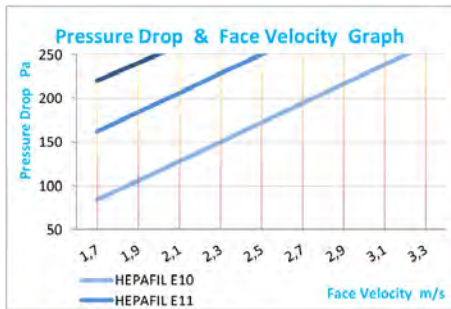
APPLICATIONS

- EPA-HEPA Filters absolute air filtration
- Clean room ventilation systems
- Used in microelectronics, food, photography, data centers, hospital, medical equipment industry

UYGULAMALAR

- EPA-HEPA Filtreler Mutlak hava filtrelemesinde
- Temiz oda havalandırma sistemleri
- Mikroelektronik, gıda, fotoğraf, veri merkezlerinde
- Hastane, tıbbi malzeme endüstrilerinde kullanılır

PRESSURE DROP&FACE VELOCITY GRAPH



Recommended final pressure drop ≤ 600 Pa.
Maximum final pressure drop ≤ 1000 Pa.

- DEEP PLEAT
- HIGH AIR FLOW
- LOW PRESSURE DROP

FILTER CODE STRUCTURE FİLTRE KOD YAPISI

Filter Type	HF	HEPAFIL
Filter Type	HF	HEPAFIL
Filter Class EN 1822	13	H13
Filtre Sınıfı EN 1822	13	H13
Filter Frame	M	Wooden
Filtre Çerçevesi	M	MDF
Filter Media	R	Glass Fiber & Hot Melt
Filtre Malzemesi	R	Cam Elyaf ve Sıcak Tutkal
Filter Panel Depth	E	135 mm
Filtre Panel Derinliği	E	135 mm
Filter Surface Grid	1	Face Grids Air Outlet
Filtre Yüzey Teli	1	Yüzey Teli Hava Çıkışta
Filter Gasket Type	P	Polyurethane
Filtre Conta Tipi	P	Poliüretan
Filter Gasket Direction	G	Air Inlet
Filtre Conta Yönü	G	Hava Giriş
Filter Size		0610-0610-292
Filtre Ölçüsü		0610-0610-292

TECHNICAL SPECIFICATIONS TEKNİK ÖZELLİKLER

Filter Class	EN 1822				
Filtre Sınıfı	E10	E11	E12	H13	H14
Av. Efficiency	≥ 85%	≥95%	≥99,5%	≥99,95%	≥99,995%
Ort. Verimlilik					
Max.Working Temperature	80 °C				
Max.Çalışma Sıcaklığı	80 °C				
Relative Humidity	100%				
Bağıl Nem	100%				
Final Pressure Drop	600 Pa.				
Son Basınç Düşümü	600 Pa.				
Filter Stage	II - III				
Filtre Kademesi	II - III				

HEPAFIL-292-MRE Series Technical Data

HEPAFIL-292-MRE Serisi Teknik Veri

Filter Code	Size W x L x D	Filter Class EN 1822	Filter Depth mm	Filter Area m ²	Air Flow m ³ /h	In.Pressure D. Pa.	Weight kg
HF10MRE1PG	0305-0305-292	E10	292	5,50	1000	250	6,00
HF10MRE1PG	0305-0610-292	E10	292	11,25	2000	250	10,00
HF10MRE1PG	0457-0457-292	E10	292	12,50	2250	250	11,50
HF10MRE1PG	0457-0610-292	E10	292	16,80	3000	250	12,00
HF10MRE1PG	0610-0610-292	E10	292	22,50	4000	250	13,20
HF10MRE1PG	0610-0762-292	E10	292	28,00	5000	250	14,85
HF10MRE1PG	0610-0915-292	E10	292	33,75	6000	250	19,00

Filter Code	Size W x L x D	Filter Class EN 1822	Filter Depth mm	Filter Area m ²	Air Flow m ³ /h	In.Pressure D. Pa.	Weight kg
HF11MRE1PG	0305-0305-292	E11	292	5,50	800	250	6,00
HF11MRE1PG	0305-0610-292	E11	292	11,25	1600	250	10,00
HF11MRE1PG	0457-0457-292	E11	292	12,50	1800	250	11,50
HF11MRE1PG	0457-0610-292	E11	292	16,80	2400	250	12,00
HF11MRE1PG	0610-0610-292	E11	292	22,50	3200	250	13,20
HF11MRE1PG	0610-0762-292	E11	292	28,00	4000	250	14,85
HF11MRE1PG	0610-0915-292	E11	292	33,75	4800	250	19,00

Filter Code	Size W x L x D	Filter Class EN 1822	Filter Depth mm	Filter Area m ²	Air Flow m ³ /h	In.Pressure D. Pa.	Weight kg
HF12MRE1PG	0305-0305-292	E12	292	5,50	625	250	6,00
HF12MRE1PG	0305-0610-292	E12	292	11,25	1250	250	10,00
HF12MRE1PG	0457-0457-292	E12	292	12,50	1400	250	11,50
HF12MRE1PG	0457-0610-292	E12	292	16,80	1850	250	12,00
HF12MRE1PG	0610-0610-292	E12	292	22,50	2500	250	13,20
HF12MRE1PG	0610-0762-292	E12	292	28,00	3100	250	14,85
HF12MRE1PG	0610-0915-292	E12	292	33,75	3750	250	19,00

Filter Code	Size W x L x D	Filter Class EN 1822	Filter Depth mm	Filter Area m ²	Air Flow m ³ /h	In.Pressure D. Pa.	Weight kg
HF13MRE1PG	0305-0305-292	H13	292	5,50	575	250	6,00
HF13MRE1PG	0305-0610-292	H13	292	11,25	1150	250	10,00
HF13MRE1PG	0457-0457-292	H13	292	12,50	1270	250	11,50
HF13MRE1PG	0457-0610-292	H13	292	16,80	1700	250	12,00
HF13MRE1PG	0610-0610-292	H13	292	22,50	2300	250	13,20
HF13MRE1PG	0610-0762-292	H13	292	28,00	2850	250	14,85
HF13MRE1PG	0610-0915-292	H13	292	33,75	3400	250	19,00

Filter Code	Size W x L x D	Filter Class EN 1822	Filter Depth mm	Filter Area m ²	Air Flow m ³ /h	In.Pressure D. Pa.	Weight kg
HF14MRE1PG	0305-0305-292	H14	292	5,50	525	250	6,00
HF14MRE1PG	0305-0610-292	H14	292	11,25	1050	250	10,00
HF14MRE1PG	0457-0457-292	H14	292	12,50	1150	250	11,50
HF14MRE1PG	0457-0610-292	H14	292	16,80	1550	250	12,00
HF14MRE1PG	0610-0610-292	H14	292	22,50	2100	250	13,20
HF14MRE1PG	0610-0762-292	H14	292	28,00	2600	250	14,85
HF14MRE1PG	0610-0915-292	H14	292	33,75	3150	250	19,00

HEPAFIL-292-MRD

Turbulent Flow Absolute Filters
Türbülanslı Akış Mutlak Filtreler



HF13MRD1PG-0610-0610-292

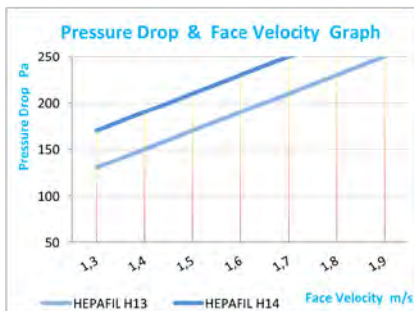
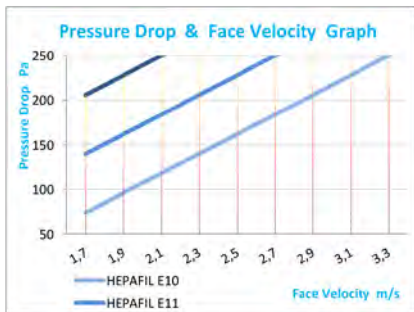
APPLICATIONS

- EPA-HEPA Filters absolute air filtration
- Clean room ventilation systems
- Used in microelectronics, food, photography, data centers, hospital, medical equipment industry

UYGULAMALAR

- EPA-HEPA Filtreler Mutlak hava filtrelemesinde
- Temiz oda havalandırma sistemleri
- Mikroelektronik, gıda, fotoğraf, veri merkezlerinde
- Hastane, tıbbi malzeme endüstrilerinde kullanılır

PRESSURE DROP&FACE VELOCITY GRAPH



Recommended final pressure drop ≤ 600 Pa.
Maximum final pressure drop ≤ 1000 Pa.

- DEEP PLEAT
- HIGH AIR FLOW
- LOW PRESSURE DROP

FILTER CODE STRUCTURE FİLTRE KOD YAPISI

Filter Type	HF	HEPAFIL
Filter Type	HF	HEPAFIL
Filter Class EN 1822	13	H13
Filtre Sınıfı EN 1822	13	H13
Filter Frame	M	Wooden
Filtre Çerçevesi	M	MDF
Filter Media	R	Glass Fiber & Hot Melt
Filtre Malzemesi	R	Cam Elyaf ve Sıcak Tutkal
Filter Panel Depth	D	150 mm
Filtre Panel Derinliği	D	150 mm
Filter Surface Grid	1	Face Grids Air Outlet
Filtre Yüzey Teli	1	Yüzey Teli Hava Çıkışta
Filter Gasket Type	P	Polyurethane
Filtre Conta Tipi	P	Poliüretan
Filter Gasket Direction	G	Air Inlet
Filtre Conta Yönü	G	Hava Giriş
Filter Size		0610-0610-292
Filtre Ölçüsü		0610-0610-292

TECHNICAL SPECIFICATIONS TEKNİK ÖZELLİKLER

Filter Class	EN 1822				
Filtre Sınıfı	E10	E11	E12	H13	H14
Av. Efficiency	≥ 85%	≥95%	≥99,5%	≥99,95%	≥99,995%
Ort. Verimlilik	≥ 85%	≥95%	≥99,5%	≥99,95%	≥99,995%
Max.Working Temperature	80 °C				
Max.Çalışma Sıcaklığı	80 °C				
Relative Humidity	100%				
Bağıl Nem	100%				
Final Pressure Drop	600 Pa.				
Son Basınç Düşümü	600 Pa.				
Filter Stage	II - III				
Filtre Kademesi	II - III				

HEPAFIL-292-MRD Series Technical Data

HEPAFIL-292-MRD Serisi Teknik Veri

Filter Code	Size W x L x D	Filter Class EN 1822	Filter Depth mm	Filter Area m ²	Air Flow m ³ /h	In.Pressure D. Pa.	Weight kg
HF10MRD1PG	0305-0305-292	E10	292	6,25	1050	250	6,60
HF10MRD1PG	0305-0610-292	E10	292	12,50	2100	250	11,00
HF10MRD1PG	0457-0457-292	E10	292	14,00	2350	250	12,50
HF10MRD1PG	0457-0610-292	E10	292	18,70	3150	250	13,20
HF10MRD1PG	0610-0610-292	E10	292	25,00	4200	250	14,50
HF10MRD1PG	0610-0762-292	E10	292	31,25	5250	250	16,25
HF10MRD1PG	0610-0915-292	E10	292	37,50	6300	250	21,00

Filter Code	Size W x L x D	Filter Class EN 1822	Filter Depth mm	Filter Area m ²	Air Flow m ³ /h	In.Pressure D. Pa.	Weight kg
HF11MRD1PG	0305-0305-292	E11	292	6,25	850	250	6,60
HF11MRD1PG	0305-0610-292	E11	292	12,50	1700	250	11,00
HF11MRD1PG	0457-0457-292	E11	292	14,00	1900	250	12,50
HF11MRD1PG	0457-0610-292	E11	292	18,70	2550	250	13,20
HF11MRD1PG	0610-0610-292	E11	292	25,00	3400	250	14,50
HF11MRD1PG	0610-0762-292	E11	292	31,25	4250	250	16,25
HF11MRD1PG	0610-0915-292	E11	292	37,50	5100	250	21,00

Filter Code	Size W x L x D	Filter Class EN 1822	Filter Depth mm	Filter Area m ²	Air Flow m ³ /h	In.Pressure D. Pa.	Weight kg
HF12MRD1PG	0305-0305-292	E12	292	6,25	675	250	6,60
HF12MRD1PG	0305-0610-292	E12	292	12,50	1350	250	11,00
HF12MRD1PG	0457-0457-292	E12	292	14,00	1500	250	12,50
HF12MRD1PG	0457-0610-292	E12	292	18,70	2000	250	13,20
HF12MRD1PG	0610-0610-292	E12	292	25,00	2700	250	14,50
HF12MRD1PG	0610-0762-292	E12	292	31,25	3350	250	16,25
HF12MRD1PG	0610-0915-292	E12	292	37,50	4000	250	21,00

Filter Code	Size W x L x D	Filter Class EN 1822	Filter Depth mm	Filter Area m ²	Air Flow m ³ /h	In.Pressure D. Pa.	Weight kg
HF13MRD1PG	0305-0305-292	H13	292	6,25	600	250	6,60
HF13MRD1PG	0305-0610-292	H13	292	12,50	1200	250	11,00
HF13MRD1PG	0457-0457-292	H13	292	14,00	1350	250	12,50
HF13MRD1PG	0457-0610-292	H13	292	18,70	1800	250	13,20
HF13MRD1PG	0610-0610-292	H13	292	25,00	2450	250	14,50
HF13MRD1PG	0610-0762-292	H13	292	31,25	3050	250	16,25
HF13MRD1PG	0610-0915-292	H13	292	37,50	3650	250	21,00

Filter Code	Size W x L x D	Filter Class EN 1822	Filter Depth mm	Filter Area m ²	Air Flow m ³ /h	In.Pressure D. Pa.	Weight kg
HF14MRD1PG	0305-0305-292	H14	292	6,25	550	250	6,60
HF14MRD1PG	0305-0610-292	H14	292	12,50	1100	250	11,00
HF14MRD1PG	0457-0457-292	H14	292	14,00	1200	250	12,50
HF14MRD1PG	0457-0610-292	H14	292	18,70	1650	250	13,20
HF14MRD1PG	0610-0610-292	H14	292	25,00	2200	250	14,50
HF14MRD1PG	0610-0762-292	H14	292	31,25	2750	250	16,25
HF14MRD1PG	0610-0915-292	H14	292	37,50	3300	250	21,00

HEPAFIL-292-MRB

Turbulent Flow Absolute Filters
Türbülanslı Akış Mutlak Filtreler



HF13MRB1PG-0610-0610-292

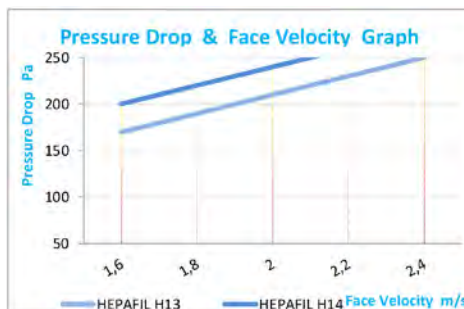
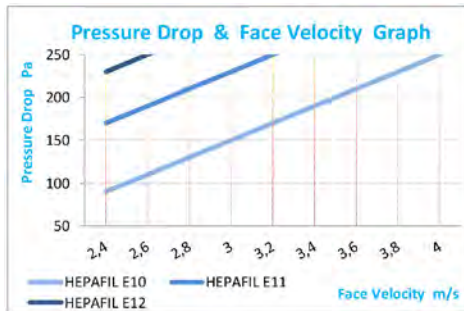
APPLICATIONS

- EPA-HEPA Filters absolute air filtration
- Clean room ventilation systems
- Used in microelectronics, food, photography, data centers, hospital, medical equipment industry

UYGULAMALAR

- EPA-HEPA Filtreler Mutlak hava filtrelemesinde
- Temiz oda havalandırma sistemleri
- Mikroelektronik, gıda, fotoğraf, veri merkezlerinde
- Hastane, tıbbi malzeme endüstrilerinde kullanılır

PRESSURE DROP&FACE VELOCITY GRAPH



Recommended final pressure drop \leq 600 Pa.
Maximum final pressure drop \leq 1000 Pa.

- DEEP PLEAT
- HIGH AIR FLOW
- LOW PRESSURE DROP

FILTER CODE STRUCTURE FİLTRE KOD YAPISI

Filter Type	HF	HEPAFIL
Filtre Tipi		
Filter Class EN 1822	13	H13
Filtre Sınıfı EN 1822		
Filter Frame	M	Wooden
Filtre Çerçevesi		MDF
Filter Media	R	Glass Fiber & Hot Melt
Filtre Malzemesi		Cam Elyaf ve Sıcak Tutkal
Filter Panel Depth	B	250 mm
Filtre Panel Derinliği		
Filter Surface Grid	1	Face Grids Air Outlet
Filtre Yüzey Teli		Yüzey Teli Hava Çıkışta
Filter Gasket Type	P	Polyurethane
Filtre Conta Tipi		Poliüretan
Filter Gasket Direction	G	Air Inlet
Filtre Conta Yönü		Hava Giriş
Filter Size		0610-0610-292
Filtre Ölçüsü		

TECHNICAL SPECIFICATIONS TEKNİK ÖZELLİKLER

Filter Class	EN 1822				
Filtre Sınıfı	E10	E11	E12	H13	H14
Av. Efficiency	\geq 85%	\geq 95%	\geq 99,5%	\geq 99,95%	\geq 99,995%
Ort. Verimlilik					
Max.Working Temperature	80 °C				
Max.Çalışma Sıcaklığı					
Relative Humidity	100%				
Bağıl Nem					
Final Pressure Drop	600 Pa.				
Son Basınç Düşümü					
Filter Stage	II - III				
Filtre Kademesi					

HEPAFIL-292-MRB Series Technical Data

HEPAFIL-292-MRB Serisi Teknik Veri

Filter Code	Size W x L x D	Filter Class EN 1822	Filter Depth mm	Filter Area m ²	Air Flow m ³ /h	In.Pressure D. Pa.	Weight kg
HF10MRB1PG	0305-0305-292	E10	292	7,50	1250	250	5,50
HF10MRB1PG	0305-0610-292	E10	292	15,00	2500	250	9,20
HF10MRB1PG	0457-0457-292	E10	292	16,80	2800	250	10,50
HF10MRB1PG	0457-0610-292	E10	292	22,50	3750	250	11,00
HF10MRB1PG	0610-0610-292	E10	292	30,00	5000	250	12,00
HF10MRB1PG	0610-0762-292	E10	292	37,50	6300	250	13,50
HF10MRB1PG	0610-0915-292	E10	292	45,00	7500	250	17,50

Filter Code	Size W x L x D	Filter Class EN 1822	Filter Depth mm	Filter Area m ²	Air Flow m ³ /h	In.Pressure D. Pa.	Weight kg
HF11MRB1PG	0305-0305-292	E11	292	7,50	1000	250	5,50
HF11MRB1PG	0305-0610-292	E11	292	15,00	2040	250	9,20
HF11MRB1PG	0457-0457-292	E11	292	16,80	2250	250	10,50
HF11MRB1PG	0457-0610-292	E11	292	22,50	3050	250	11,00
HF11MRB1PG	0610-0610-292	E11	292	30,00	4050	250	12,00
HF11MRB1PG	0610-0762-292	E11	292	37,50	5100	250	13,50
HF11MRB1PG	0610-0915-292	E11	292	45,00	6100	250	17,50

Filter Code	Size W x L x D	Filter Class EN 1822	Filter Depth mm	Filter Area m ²	Air Flow m ³ /h	In.Pressure D. Pa.	Weight kg
HF12MRB1PG	0305-0305-292	E12	292	7,50	800	250	5,50
HF12MRB1PG	0305-0610-292	E12	292	15,00	1600	250	9,20
HF12MRB1PG	0457-0457-292	E12	292	16,80	1800	250	10,50
HF12MRB1PG	0457-0610-292	E12	292	22,50	2400	250	11,00
HF12MRB1PG	0610-0610-292	E12	292	30,00	3250	250	12,00
HF12MRB1PG	0610-0762-292	E12	292	37,50	4050	250	13,50
HF12MRB1PG	0610-0915-292	E12	292	45,00	4850	250	17,50

Filter Code	Size W x L x D	Filter Class EN 1822	Filter Depth mm	Filter Area m ²	Air Flow m ³ /h	In.Pressure D. Pa.	Weight kg
HF13MRB1PG	0305-0305-292	H13	292	7,50	750	250	5,50
HF13MRB1PG	0305-0610-292	H13	292	15,00	1500	250	9,20
HF13MRB1PG	0457-0457-292	H13	292	16,80	1680	250	10,50
HF13MRB1PG	0457-0610-292	H13	292	22,50	2250	250	11,00
HF13MRB1PG	0610-0610-292	H13	292	30,00	3000	250	12,00
HF13MRB1PG	0610-0762-292	H13	292	37,50	3750	250	13,50
HF13MRB1PG	0610-0915-292	H13	292	45,00	4500	250	17,50

Filter Code	Size W x L x D	Filter Class EN 1822	Filter Depth mm	Filter Area m ²	Air Flow m ³ /h	In.Pressure D. Pa.	Weight kg
HF14MRB1PG	0305-0305-292	H14	292	7,50	660	250	5,50
HF14MRB1PG	0305-0610-292	H14	292	15,00	1320	250	9,20
HF14MRB1PG	0457-0457-292	H14	292	16,80	1450	250	10,50
HF14MRB1PG	0457-0610-292	H14	292	22,50	1950	250	11,00
HF14MRB1PG	0610-0610-292	H14	292	30,00	2600	250	12,00
HF14MRB1PG	0610-0762-292	H14	292	37,50	3250	250	13,50
HF14MRB1PG	0610-0915-292	H14	292	45,00	3950	250	17,50

HEPAFIL-292-GRL

Turbulent Flow Absolute Filters
Türbülanslı Akış Mutlak Filtreler



HF13GRL2PG-0610-0610-292

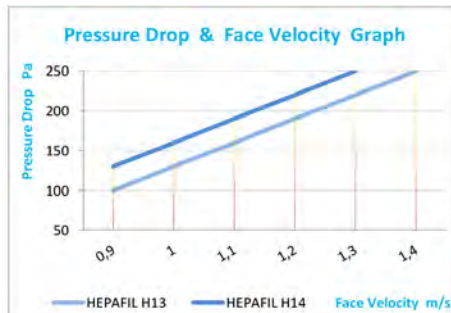
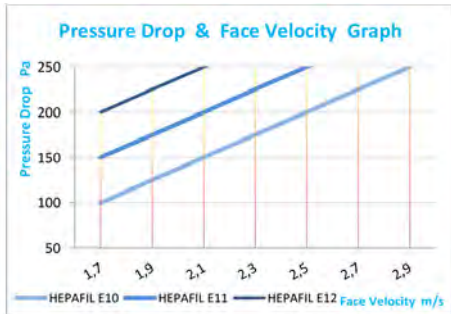
APPLICATIONS

- EPA-HEPA Filters absolute air filtration
- Clean room ventilation systems
- Used in microelectronics, food, photography, data centers, hospital, medical equipment industry

UYGULAMALAR

- EPA-HEPA Filtreler Mutlak hava filtrelemesinde
- Temiz oda havalandırma sistemleri
- Mikroelektronik, gıda, fotoğraf, veri merkezlerinde
- Hastane, tıbbi malzeme endüstrilerinde kullanılır

PRESSURE DROP & FACE VELOCITY GRAPH



Recommended final pressure drop \leq 600 Pa.
Maximum final pressure drop \leq 1000 Pa.

FILTER CODE STRUCTURE FİLTRE KOD YAPISI

Filter Type	HF	HEPAFIL
Filtre Tipi		
Filter Class EN 1822	13	H13
Filtre Sınıfı EN 1822		
Filter Frame	G	Galvanized
Filtre Çerçevesi		Galvaniz
Filter Media	R	Glass Fiber & Hot Melt
Filtre Malzemesi		Cam Elyaf ve Sıcak Tutkal
Filter Panel Depth	L	100 mm
Filtre Panel Derinliği		
Filter Surface Grid	2	Face Grids Air Outlet
Filtre Yüzey Teli		Yüzey Teli Hava Çıkışta
Filter Gasket Type	P	Polyurethane
Filtre Conta Tipi		Poliüretan
Filter Gasket Direction	G	Air Inlet
Filtre Conta Yönü		Hava Giriş
Filter Size		0610-0610-292
Filtre Ölçüsü		

TECHNICAL SPECIFICATIONS TEKNİK ÖZELLİKLER

Filter Class	EN 1822				
Filtre Sınıfı	E10	E11	E12	H13	H14
Av. Efficiency	\geq 85%	\geq 95%	\geq 99,5%	\geq 99,95%	\geq 99,995%
Ort. Verimlilik					
Max.Working Temperature	80 °C				
Max.Çalışma Sıcaklığı					
Relative Humidity	100%				
Bağıl Nem					
Final Pressure Drop	600 Pa.				
Son Basınç Düşümü					
Filter Stage	II - III				
Filtre Kademesi					

HEPAFIL-292-GRL Series Technical Data

HEPAFIL-292-GRL Serisi Teknik Veri

Filter Code	Size W x L x D	Filter Class EN 1822	Filter Depth mm	Filter Area m ²	Air Flow m ³ /h	In.Pressure D. Pa.	Weight kg
HF10GRL2PG	0305-0305-292	E10	292	4,50	875	250	5,50
HF10GRL2PG	0305-0610-292	E10	292	9,00	1750	250	9,20
HF10GRL2PG	0457-0457-292	E10	292	10,00	1950	250	10,50
HF10GRL2PG	0457-0610-292	E10	292	13,50	2600	250	11,00
HF10GRL2PG	0610-0610-292	E10	292	18,00	3500	250	12,00
HF10GRL2PG	0610-0762-292	E10	292	22,65	4350	250	13,50
HF10GRL2PG	0610-0915-292	E10	292	27,00	5250	250	17,50

Filter Code	Size W x L x D	Filter Class EN 1822	Filter Depth mm	Filter Area m ²	Air Flow m ³ /h	In.Pressure D. Pa.	Weight kg
HF11GRL2PG	0305-0305-292	E11	292	4,50	775	250	5,50
HF11GRL2PG	0305-0610-292	E11	292	9,00	1550	250	9,20
HF11GRL2PG	0457-0457-292	E11	292	10,00	1750	250	10,50
HF11GRL2PG	0457-0610-292	E11	292	13,50	2300	250	11,00
HF11GRL2PG	0610-0610-292	E11	292	18,00	3100	250	12,00
HF11GRL2PG	0610-0762-292	E11	292	22,65	3850	250	13,50
HF11GRL2PG	0610-0915-292	E11	292	27,00	4650	250	17,50

Filter Code	Size W x L x D	Filter Class EN 1822	Filter Depth mm	Filter Area m ²	Air Flow m ³ /h	In.Pressure D. Pa.	Weight kg
HF12GRL2PG	0305-0305-292	E12	292	4,50	525	250	5,50
HF12GRL2PG	0305-0610-292	E12	292	9,00	1050	250	9,20
HF12GRL2PG	0457-0457-292	E12	292	10,00	1150	250	10,50
HF12GRL2PG	0457-0610-292	E12	292	13,50	1550	250	11,00
HF12GRL2PG	0610-0610-292	E12	292	18,00	2100	250	12,00
HF12GRL2PG	0610-0762-292	E12	292	22,65	2600	250	13,50
HF12GRL2PG	0610-0915-292	E12	292	27,00	3150	250	17,50

Filter Code	Size W x L x D	Filter Class EN 1822	Filter Depth mm	Filter Area m ²	Air Flow m ³ /h	In.Pressure D. Pa.	Weight kg
HF13GRL2PG	0305-0305-292	H13	292	4,50	450	250	5,50
HF13GRL2PG	0305-0610-292	H13	292	9,00	900	250	9,20
HF13GRL2PG	0457-0457-292	H13	292	10,00	1000	250	10,50
HF13GRL2PG	0457-0610-292	H13	292	13,50	1300	250	11,00
HF13GRL2PG	0610-0610-292	H13	292	18,00	1800	250	12,00
HF13GRL2PG	0610-0762-292	H13	292	22,65	2200	250	13,50
HF13GRL2PG	0610-0915-292	H13	292	27,00	2700	250	17,50

Filter Code	Size W x L x D	Filter Class EN 1822	Filter Depth mm	Filter Area m ²	Air Flow m ³ /h	In.Pressure D. Pa.	Weight kg
HF14GRL2PG	0305-0305-292	H14	292	4,50	400	250	5,50
HF14GRL2PG	0305-0610-292	H14	292	9,00	800	250	9,20
HF14GRL2PG	0457-0457-292	H14	292	10,00	900	250	10,50
HF14GRL2PG	0457-0610-292	H14	292	13,50	1100	250	11,00
HF14GRL2PG	0610-0610-292	H14	292	18,00	1600	250	12,00
HF14GRL2PG	0610-0762-292	H14	292	22,65	2000	250	13,50
HF14GRL2PG	0610-0915-292	H14	292	27,00	2400	250	17,50

HEPAFIL-292-GRE

Turbulent Flow Absolute Filters
Türbülanslı Akış Mutlak Filtreler



HF13GRE2PG-0610-0610-292

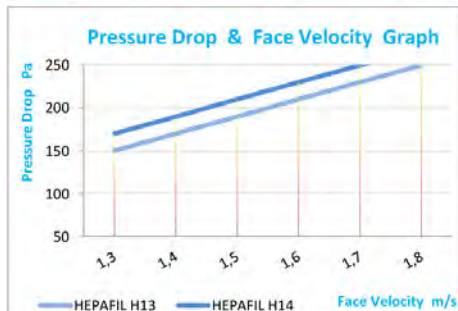
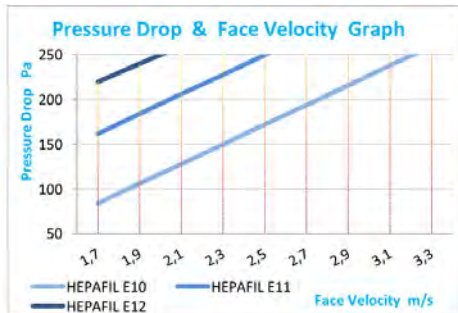
APPLICATIONS

- EPA-HEPA Filters absolute air filtration
- Clean room ventilation systems
- Used in microelectronics, food, photography, data centers, hospital, medical equipment industry

UYGULAMALAR

- EPA-HEPA Filtreler Mutlak hava filtrelemesinde
- Temiz oda havalandırma sistemleri
- Mikroelektronik, gıda, fotoğraf, veri merkezlerinde
- Hastane, tıbbi malzeme endüstrilerinde kullanılır

PRESSURE DROP&FACE VELOCITY GRAPH



Recommended final pressure drop ≤ 600 Pa.
Maximum final pressure drop ≤ 1000 Pa.

- DEEP PLEAT
- HIGH AIR FLOW
- LOW PRESSURE DROP

FILTER CODE STRUCTURE FİLTRE KOD YAPISI

Filter Type	HF	HEPAFIL
Filter Type	HF	HEPAFIL
Filter Class EN 1822	13	H13
Filter Sınıfı EN 1822	13	H13
Filter Frame	G	Galvanized
Filtre Çerçevesi	G	Galvaniz
Filter Media	R	Glass Fiber & Hot Melt
Filtre Malzemesi	R	Cam Elyaf ve Sıcak Tutkal
Filter Panel Depth	E	135 mm
Filter Panel Derinliği	E	135 mm
Filter Surface Grid	2	Two Surface Grid
Filtre Yüzey Teli	2	İki Yüzeyli Telli
Filter Gasket Type	P	Polyurethane
Filtre Conta Tipi	P	Poliüretan
Filter Gasket Direction	G	Air Inlet
Filtre Conta Yönü	G	Hava Giriş
Filter Size		0610-0610-292
Filtre Ölçüsü		0610-0610-292

TECHNICAL SPECIFICATIONS TEKNİK ÖZELLİKLER

Filter Class	EN 1822				
Filtre Sınıfı	E10	E11	E12	H13	H14
Av. Efficiency	≥ 85%	≥95%	≥99,5%	≥99,95%	≥99,995%
Ort. Verimlilik	≥ 85%	≥95%	≥99,5%	≥99,95%	≥99,995%
Max.Working Temperature	80 °C				
Max.Çalışma Sıcaklığı	80 °C				
Relative Humidity	100%				
Bağıl Nem	100%				
Final Pressure Drop	600 Pa. - 1000 Pa.				
Son Basınç Düşümü	600 Pa. - 1000 Pa.				
Filter Stage	II - III				
Filtre Kademesi	II - III				

HEPAFIL-292-GRE Series Technical Data

HEPAFIL-292-GRE Serisi Teknik Veri

Filter Code	Size W x L x D	Filter Class EN 1822	Filter Depth mm	Filter Area m ²	Air Flow m ³ /h	In.Pressure D. Pa.	Weight kg
HF10GRE2PG	0305-0305-292	E10	292	5,50	1000	250	5,50
HF10GRE2PG	0305-0610-292	E10	292	11,25	2000	250	9,20
HF10GRE2PG	0457-0457-292	E10	292	12,50	2250	250	10,50
HF10GRE2PG	0457-0610-292	E10	292	16,80	3000	250	11,00
HF10GRE2PG	0610-0610-292	E10	292	22,50	4000	250	12,00
HF10GRE2PG	0610-0762-292	E10	292	28,00	5000	250	13,50
HF10GRE2PG	0610-0915-292	E10	292	33,75	6000	250	17,50

Filter Code	Size W x L x D	Filter Class EN 1822	Filter Depth mm	Filter Area m ²	Air Flow m ³ /h	In.Pressure D. Pa.	Weight kg
HF11GRE2PG	0305-0305-292	E11	292	5,50	800	250	5,50
HF11GRE2PG	0305-0610-292	E11	292	11,25	1600	250	9,20
HF11GRE2PG	0457-0457-292	E11	292	12,50	1800	250	10,50
HF11GRE2PG	0457-0610-292	E11	292	16,80	2400	250	11,00
HF11GRE2PG	0610-0610-292	E11	292	22,50	3200	250	12,00
HF11GRE2PG	0610-0762-292	E11	292	28,00	4000	250	13,50
HF11GRE2PG	0610-0915-292	E11	292	33,75	4800	250	17,50

Filter Code	Size W x L x D	Filter Class EN 1822	Filter Depth mm	Filter Area m ²	Air Flow m ³ /h	In.Pressure D. Pa.	Weight kg
HF12GRE2PG	0305-0305-292	E12	292	5,50	625	250	5,50
HF12GRE2PG	0305-0610-292	E12	292	11,25	1250	250	9,20
HF12GRE2PG	0457-0457-292	E12	292	12,50	1400	250	10,50
HF12GRE2PG	0457-0610-292	E12	292	16,80	1850	250	11,00
HF12GRE2PG	0610-0610-292	E12	292	22,50	2500	250	12,00
HF12GRE2PG	0610-0762-292	E12	292	28,00	3100	250	13,50
HF12GRE2PG	0610-0915-292	E12	292	33,75	3750	250	17,50

Filter Code	Size W x L x D	Filter Class EN 1822	Filter Depth mm	Filter Area m ²	Air Flow m ³ /h	In.Pressure D. Pa.	Weight kg
HF13GRE2PG	0305-0305-292	H13	292	5,50	575	250	5,50
HF13GRE2PG	0305-0610-292	H13	292	11,25	1150	250	9,20
HF13GRE2PG	0457-0457-292	H13	292	12,50	1270	250	10,50
HF13GRE2PG	0457-0610-292	H13	292	16,80	1700	250	11,00
HF13GRE2PG	0610-0610-292	H13	292	22,50	2300	250	12,00
HF13GRE2PG	0610-0762-292	H13	292	28,00	2850	250	13,50
HF13GRE2PG	0610-0915-292	H13	292	33,75	3400	250	17,50

Filter Code	Size W x L x D	Filter Class EN 1822	Filter Depth mm	Filter Area m ²	Air Flow m ³ /h	In.Pressure D. Pa.	Weight kg
HF14GRE2PG	0305-0305-292	H14	292	5,50	525	250	5,50
HF14GRE2PG	0305-0610-292	H14	292	11,25	1050	250	9,20
HF14GRE2PG	0457-0457-292	H14	292	12,50	1150	250	10,50
HF14GRE2PG	0457-0610-292	H14	292	16,80	1550	250	11,00
HF14GRE2PG	0610-0610-292	H14	292	22,50	2100	250	12,00
HF14GRE2PG	0610-0762-292	H14	292	28,00	2600	250	13,50
HF14GRE2PG	0610-0915-292	H14	292	33,75	3150	250	17,50

HEPAFIL-292-GRD

Turbulent Flow Absolute Filters
Türbülanslı Akış Mutlak Filtreler



HF13GRD2PG-0610-0610-292

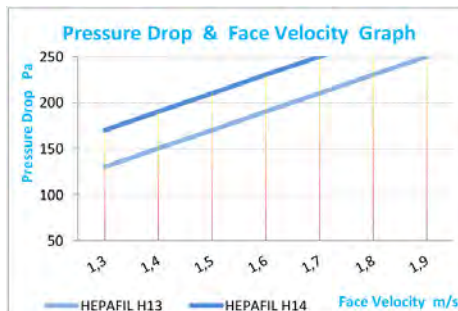
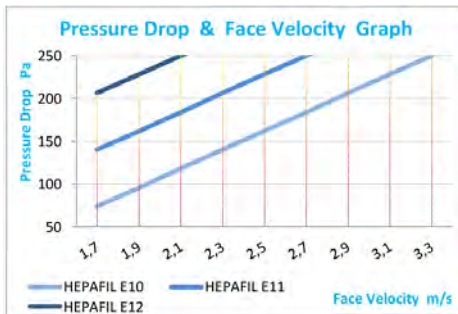
APPLICATIONS

- EPA-HEPA Filters absolute air filtration
- Clean room ventilation systems
- Used in microelectronics, food, photography, data centers, hospital, medical equipment industry

UYGULAMALAR

- EPA-HEPA Filtreler Mutlak hava filtrelemesinde
- Temiz oda havalandırma sistemleri
- Mikroelektronik, gıda, fotoğraf, veri merkezlerinde
- Hastane, tıbbi malzeme endüstrilerinde kullanılır

PRESSURE DROP&FACE VELOCITY GRAPH



Recommended final pressure drop ≤ 600 Pa.
Maximum final pressure drop ≤ 1000 Pa.

- DEEP PLEAT
- HIGH AIR FLOW
- LOW PRESSURE DROP

FILTER CODE STRUCTURE FİLTRE KOD YAPISI

Filter Type	HF	HEPAFIL
Filter Type	HF	HEPAFIL
Filter Class EN 1822	13	H13
Filter Sınıfı EN 1822	13	H13
Filter Frame	G	Galvanized
Filtre Çerçevesi	G	Galvaniz
Filter Media	R	Glass Fiber & Hot Melt
Filtre Malzemesi	R	Cam Elyaf ve Sıcak Tutkal
Filter Panel Depth	D	150 mm
Filtre Panel Derinliği	D	150 mm
Filter Surface Grid	2	Two Surface Grid
Filtre Yüzey Teli	2	İki Yüzeyi Telli
Filter Gasket Type	P	Polyurethane
Filtre Conta Tipi	P	Poliüretan
Filter Gasket Direction	G	Air Inlet
Filtre Conta Yönü	G	Hava Giriş
Filter Size		0610-0610-292
Filtre Ölçüsü		0610-0610-292

TECHNICAL SPECIFICATIONS TEKNİK ÖZELLİKLER

Filter Class	EN 1822				
Filtre Sınıfı	E10	E11	E12	H13	H14
Av. Efficiency	≥ 85%	≥95%	≥99,5%	≥99,95%	≥99,995%
Ort. Verimlilik					
Max.Working Temperature	80 °C				
Max.Çalışma Sıcaklığı	80 °C				
Relative Humidity	100%				
Bağıl Nem	100%				
Final Pressure Drop	600 Pa.				
Son Basınç Düşümü	600 Pa.				
Filter Stage	II - III				
Filtre Kademesi	II - III				

HEPAFIL-292-GRD Series Technical Data
HEPAFIL-292-GRD Serisi Teknik Veri

Filter Code	Size W x L x D	Filter Class EN 1822	Filter Depth mm	Filter Area m ²	Air Flow m ³ /h	In.Pressure D. Pa.	Weight kg
HF10GRD2PG	0305-0305-292	E10	292	6,25	1050	250	5,50
HF10GRD2PG	0305-0610-292	E10	292	12,50	2100	250	9,20
HF10GRD2PG	0457-0457-292	E10	292	14,00	2350	250	10,50
HF10GRD2PG	0457-0610-292	E10	292	18,70	3150	250	11,00
HF10GRD2PG	0610-0610-292	E10	292	25,00	4200	250	12,00
HF10GRD2PG	0610-0762-292	E10	292	31,25	5250	250	13,50
HF10GRD2PG	0610-0915-292	E10	292	37,50	6300	250	17,50

Filter Code	Size W x L x D	Filter Class EN 1822	Filter Depth mm	Filter Area m ²	Air Flow m ³ /h	In.Pressure D. Pa.	Weight kg
HF11GRD2PG	0305-0305-292	E11	292	6,25	850	250	5,50
HF11GRD2PG	0305-0610-292	E11	292	12,50	1700	250	9,20
HF11GRD2PG	0457-0457-292	E11	292	14,00	1900	250	10,50
HF11GRD2PG	0457-0610-292	E11	292	18,70	2550	250	11,00
HF11GRD2PG	0610-0610-292	E11	292	25,00	3400	250	12,00
HF11GRD2PG	0610-0762-292	E11	292	31,25	4250	250	13,50
HF11GRD2PG	0610-0915-292	E11	292	37,50	5100	250	17,50

Filter Code	Size W x L x D	Filter Class EN 1822	Filter Depth mm	Filter Area m ²	Air Flow m ³ /h	In.Pressure D. Pa.	Weight kg
HF12GRD2PG	0305-0305-292	E12	292	6,25	675	250	5,50
HF12GRD2PG	0305-0610-292	E12	292	12,50	1350	250	9,20
HF12GRD2PG	0457-0457-292	E12	292	14,00	1500	250	10,50
HF12GRD2PG	0457-0610-292	E12	292	18,70	2000	250	11,00
HF12GRD2PG	0610-0610-292	E12	292	25,00	2700	250	12,00
HF12GRD2PG	0610-0762-292	E12	292	31,25	3350	250	13,50
HF12GRD2PG	0610-0915-292	E12	292	37,50	4000	250	17,50

Filter Code	Size W x L x D	Filter Class EN 1822	Filter Depth mm	Filter Area m ²	Air Flow m ³ /h	In.Pressure D. Pa.	Weight kg
HF13GRD2PG	0305-0305-292	H13	292	6,25	600	250	5,50
HF13GRD2PG	0305-0610-292	H13	292	12,50	1200	250	9,20
HF13GRD2PG	0457-0457-292	H13	292	14,00	1350	250	10,50
HF13GRD2PG	0457-0610-292	H13	292	18,70	1800	250	11,00
HF13GRD2PG	0610-0610-292	H13	292	25,00	2450	250	12,00
HF13GRD2PG	0610-0762-292	H13	292	31,25	3050	250	13,50
HF13GRD2PG	0610-0915-292	H13	292	37,50	3650	250	17,50

Filter Code	Size W x L x D	Filter Class EN 1822	Filter Depth mm	Filter Area m ²	Air Flow m ³ /h	In.Pressure D. Pa.	Weight kg
HF14GRD2PG	0305-0305-292	H14	292	6,25	550	250	5,50
HF14GRD2PG	0305-0610-292	H14	292	12,50	1100	250	9,20
HF14GRD2PG	0457-0457-292	H14	292	14,00	1200	250	10,50
HF14GRD2PG	0457-0610-292	H14	292	18,70	1650	250	11,00
HF14GRD2PG	0610-0610-292	H14	292	25,00	2200	250	12,00
HF14GRD2PG	0610-0762-292	H14	292	31,25	2750	250	13,50
HF14GRD2PG	0610-0915-292	H14	292	37,50	3300	250	17,50

HEPAFIL-292-GRB

Turbulent Flow Absolute Filters
Türbülanslı Akış Mutlak Filtreler



HF13GRB2PG-0610-0610-292

APPLICATIONS

- EPA-HEPA Filters absolute air filtration
- Clean room ventilation systems
- Used in microelectronics, food, photography, data centers, hospital, medical equipment industry

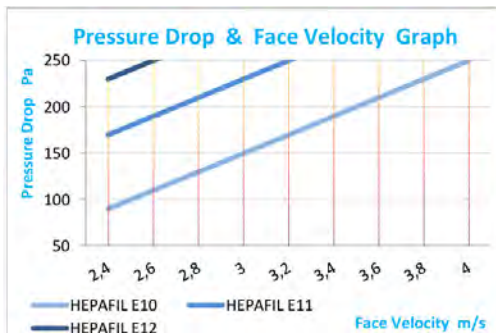
Optional 120 °C version

UYGULAMALAR

- EPA-HEPA Filtreler Mutlak hava filtrelemesinde
- Temiz oda havalandırma sistemleri
- Mikroelektronik, gıda, fotoğraf, veri merkezlerinde
- Hastane, tıbbi malzeme endüstrilerinde kullanılır

İsteğe göre 120 °C versiyonu

PRESSURE DROP & FACE VELOCITY GRAPH



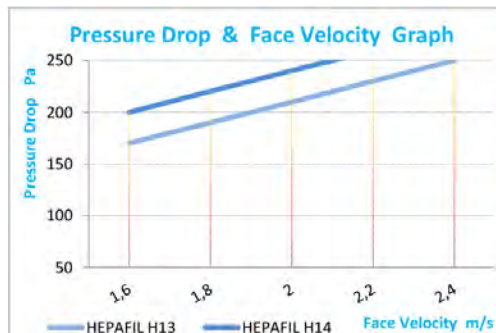
- DEEP PLEAT
- HIGH AIR FLOW
- LOW PRESSURE DROP

FILTER CODE STRUCTURE FİLTRE KOD YAPISI

Filter Type Filtre Tipi	HF	HEPAFIL
Filter Class EN 1822 Filtre Sınıfı EN 1822	13	H13
Filter Frame Filtre Çerçevesi	G	Galvanized Galvaniz
Filter Media Filtre Malzemesi	R	Glass Fiber & Hot Melt Cam Elyaf ve Sıcak Tutkal
Filter Panel Depth Filtre Panel Derinliği	B	250 mm
Filter Surface Grid Filtre Yüzey Teli	2	Two Surface Grid İki Yüzeyli Telli
Filter Gasket Type Filtre Conta Tipi	P	Polyurethane Poliüretan
Filter Gasket Direction Filtre Conta Yönü	G	Air Inlet Hava Giriş
Filter Size Filtre Ölçüsü	0610-0610-292	

TECHNICAL SPECIFICATIONS TEKNİK ÖZELLİKLER

Filter Class Filtre Sınıfı	EN 1822	E10	E11	E12	H13	H14
Av. Efficiency Ort. Verimlilik	≥ 85%	≥95%	≥99,5%	≥99,95%	≥99,995%	≥99,9995%
Max.Working Temperature Max.Çalışma Sıcaklığı			80 °C			
Relative Humidity Bağıl Nem			100%			
Final Pressure Drop Son Basınç Düşümü			600 Pa.			
Filter Stage Filtre Kademesi			II - III			



Recommended final pressure drop ≤ 600 Pa.
Maximum final pressure drop ≤ 1000 Pa.

HEPAFIL-292-GRB Series Technical Data
HEPAFIL-292-GRB Serisi Teknik Veri

Filter Code	Size W x L x D	Filter Class EN 1822	Filter Depth mm	Filter Area m ²	Air Flow m ³ /h	In.Pressure D. Pa.	Weight kg
HF10GRB2PG	0305-0305-292	E10	292	7,50	1250	250	7,00
HF10GRB2PG	0305-0610-292	E10	292	15,00	2500	250	12,00
HF10GRB2PG	0457-0457-292	E10	292	16,80	2800	250	13,50
HF10GRB2PG	0457-0610-292	E10	292	22,50	3750	250	14,50
HF10GRB2PG	0610-0610-292	E10	292	30,00	5000	250	16,00
HF10GRB2PG	0610-0762-292	E10	292	37,50	6300	250	18,00
HF10GRB2PG	0610-0915-292	E10	292	45,00	7500	250	23,00

Filter Code	Size W x L x D	Filter Class EN 1822	Filter Depth mm	Filter Area m ²	Air Flow m ³ /h	In.Pressure D. Pa.	Weight kg
HF11GRB2PG	0305-0305-292	E11	292	7,50	1000	250	7,00
HF11GRB2PG	0305-0610-292	E11	292	15,00	2040	250	12,00
HF11GRB2PG	0457-0457-292	E11	292	16,80	2250	250	13,50
HF11GRB2PG	0457-0610-292	E11	292	22,50	3050	250	14,50
HF11GRB2PG	0610-0610-292	E11	292	30,00	4050	250	16,00
HF11GRB2PG	0610-0762-292	E11	292	37,50	5100	250	18,00
HF11GRB2PG	0610-0915-292	E11	292	45,00	6100	250	23,00

Filter Code	Size W x L x D	Filter Class EN 1822	Filter Depth mm	Filter Area m ²	Air Flow m ³ /h	In.Pressure D. Pa.	Weight kg
HF12GRB2PG	0305-0305-292	E12	292	7,50	800	250	7,00
HF12GRB2PG	0305-0610-292	E12	292	15,00	1600	250	12,00
HF12GRB2PG	0457-0457-292	E12	292	16,80	1800	250	13,50
HF12GRB2PG	0457-0610-292	E12	292	22,50	2400	250	14,50
HF12GRB2PG	0610-0610-292	E12	292	30,00	3250	250	16,00
HF12GRB2PG	0610-0762-292	E12	292	37,50	4050	250	18,00
HF12GRB2PG	0610-0915-292	E12	292	45,00	4850	250	23,00

Filter Code	Size W x L x D	Filter Class EN 1822	Filter Depth mm	Filter Area m ²	Air Flow m ³ /h	In.Pressure D. Pa.	Weight kg
HF13GRB2PG	0305-0305-292	H13	292	7,50	750	250	7,00
HF13GRB2PG	0305-0610-292	H13	292	15,00	1500	250	12,00
HF13GRB2PG	0457-0457-292	H13	292	16,80	1680	250	13,50
HF13GRB2PG	0457-0610-292	H13	292	22,50	2250	250	14,50
HF13GRB2PG	0610-0610-292	H13	292	30,00	3000	250	16,00
HF13GRB2PG	0610-0762-292	H13	292	37,50	3750	250	18,00
HF13GRB2PG	0610-0915-292	H13	292	45,00	4500	250	23,00

Filter Code	Size W x L x D	Filter Class EN 1822	Filter Depth mm	Filter Area m ²	Air Flow m ³ /h	In.Pressure D. Pa.	Weight kg
HF14GRB2PG	0305-0305-292	H14	292	7,50	660	250	7,00
HF14GRB2PG	0305-0610-292	H14	292	15,00	1320	250	12,00
HF14GRB2PG	0457-0457-292	H14	292	16,80	1450	250	13,50
HF14GRB2PG	0457-0610-292	H14	292	22,50	1950	250	14,50
HF14GRB2PG	0610-0610-292	H14	292	30,00	2600	250	16,00
HF14GRB2PG	0610-0762-292	H14	292	37,50	3250	250	18,00
HF14GRB2PG	0610-0915-292	H14	292	45,00	3950	250	23,00

HEPA-V

High Capacity V-Type Hepa Filters
Yüksek Kapasiteli V-Tipi Hepa Filtreler



HV13GR40N0PG-0610-0610-292

APPLICATIONS

- High capacity High efficiency Absolute air filtration
- Clean room ventilation systems
- Used in microelectronics, food, photography, data centers, hospital, medical equipment industry

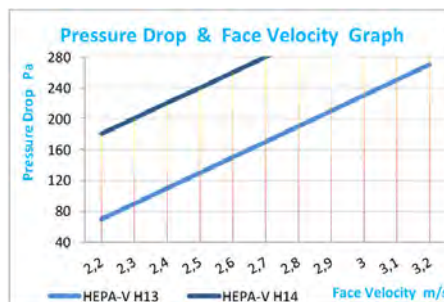
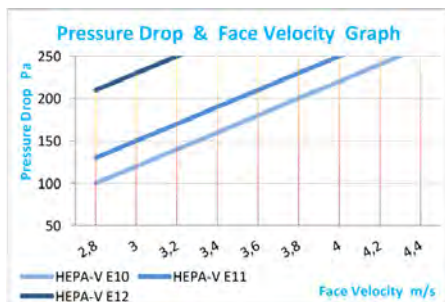
Optional 120 °C version

UYGULAMALAR

- Yüksek Kapasiteli Yüksek verimli Mutlak hava filtrelemesinde
- Temiz oda havalandırma sistemleri
- Mikroelektronik, gıda, fotoğraf, veri merkezlerinde hastane, tıbbi malzeme endüstrilerinde kullanılır

İsteğe göre 120 °C versiyonu

PRESSURE DROP & FACE VELOCITY GRAPH



Recommended final pressure drop ≤ 600 Pa.
Maximum final pressure drop ≤ 1000 Pa.

FILTER CODE STRUCTURE FİLTRE KOD YAPISI

Filter Type Filtre Tipi	HV HEPA-V	
Filter Class EN 1822 Filtre Sınıfı EN 1822	13	H13
Filter Frame Filtre Çerçevesi	G	Galvanized Galvaniz
Filter Media Filtre Malzemesi	R	Glass Fiber & Hot Melt Cam Elyaf ve Sıcak Tutkal
Filter Media Area Filtre Medya Alanı	40	40 m ²
Filter Flange Filtre Flaşı	N	Without Flange Flaşsız
Filter Surface Grid Filtre Yüzeyi	O	Without Face Grids Yüzey Teli Yok
Filter Gasket Type Filtre Conta Tipi	P	Polyurethane Poliüretan
Filter Gasket Direction Filtre Conta Yönü	G	Air inlet Hava Giriş
Filter Size Filtre Ölçüsü	0610-0610-292	

TECHNICAL SPECIFICATIONS TEKNİK ÖZELLİKLER

Filter Class Filtre Sınıfı	EN 1822	E10	E11	E12	H13	H14
Av. Efficiency Ort. Verimlilik	≥ 85%	≥ 95%	≥ 99,5%	≥ 99,95%	≥ 99,995%	≥ 99,995%
Max.Working Temperature Max.Çalışma Sıcaklığı			80 °C (120 °C option)		80 °C (120 °C seçenek)	
Relative Humidity Bağıl Nem			100%			
Final Pressure Drop Son Basınç Düşümü			600 Pa.			
Filter Stage Filtre Kademesi					II - III	

HEPA-V Series Technical Data

HEPA-V Serisi Teknik Veri

Filter Code	Size W x L x D	Filter Class EN 1822	Filter Depth mm	Filter Area m ²	Air Flow m ³ /h	In.Pressure D. Pa.	Weight kg
HV10GR10N0PG	0305-0305-292	E10	292	10,00	1350	250	7,00
HV10GR20N0PG	0305-0610-292	E10	292	20,00	2700	250	11,00
HV10GR30N0PG	0457-0610-292	E10	292	30,00	4100	250	16,00
HV10GR40N0PG	0610-0610-292	E10	292	40,00	5400	250	20,00
HV10GR50N0PG	0610-0762-292	E10	292	50,00	6800	250	28,50
HV10GR60N0PG	0610-0915-292	E10	292	60,00	8200	250	32,50

Filter Code	Size W x L x D	Filter Class EN 1822	Filter Depth mm	Filter Area m ²	Air Flow m ³ /h	In.Pressure D. Pa.	Weight kg
HV11GR10N0PG	0305-0305-292	E11	292	10,00	1250	250	7,00
HV11GR20N0PG	0305-0610-292	E11	292	20,00	2500	250	11,00
HV11GR30N0PG	0457-0610-292	E11	292	30,00	3750	250	16,00
HV11GR40N0PG	0610-0610-292	E11	292	40,00	5000	250	20,00
HV11GR50N0PG	0610-0762-292	E11	292	50,00	6250	250	28,50
HV11GR60N0PG	0610-0915-292	E11	292	60,00	7500	250	32,50

Filter Code	Size W x L x D	Filter Class EN 1822	Filter Depth mm	Filter Area m ²	Air Flow m ³ /h	In.Pressure D. Pa.	Weight kg
HV12GR10N0PG	0305-0305-292	E12	292	10,00	1000	250	7,00
HV12GR20N0PG	0305-0610-292	E12	292	20,00	2000	250	11,00
HV12GR30N0PG	0457-0610-292	E12	292	30,00	3000	250	16,00
HV12GR40N0PG	0610-0610-292	E12	292	40,00	4000	250	20,00
HV12GR50N0PG	0610-0762-292	E12	292	50,00	5000	250	28,50
HV12GR60N0PG	0610-0915-292	E12	292	60,00	6400	250	32,50

Filter Code	Size W x L x D	Filter Class EN 1822	Filter Depth mm	Filter Area m ²	Air Flow m ³ /h	In.Pressure D. Pa.	Weight kg
HV13GR10N0PG	0305-0305-292	H13	292	10,00	1000	270	7,00
HV13GR20N0PG	0305-0610-292	H13	292	20,00	2000	270	11,00
HV13GR30N0PG	0457-0610-292	H13	292	30,00	3000	270	16,00
HV13GR40N0PG	0610-0610-292	H13	292	40,00	4000	270	20,00
HV13GR50N0PG	0610-0762-292	H13	292	50,00	5000	270	28,50
HV13GR60N0PG	0610-0915-292	H13	292	60,00	5400	270	32,50

Filter Code	Size W x L x D	Filter Class EN 1822	Filter Depth mm	Filter Area m ²	Air Flow m ³ /h	In.Pressure D. Pa.	Weight kg
HV14GR10N0PG	0305-0305-292	H14	292	10,00	850	280	7,00
HV14GR20N0PG	0305-0610-292	H14	292	20,00	1700	280	11,00
HV14GR30N0PG	0457-0610-292	H14	292	30,00	2550	280	16,00
HV14GR40N0PG	0610-0610-292	H14	292	40,00	3400	280	20,00
HV14GR50N0PG	0610-0762-292	H14	292	50,00	4250	280	28,50
HV14GR60N0PG	0610-0915-292	H14	292	60,00	5100	280	32,50

HEPA-V

High Capacity V-Type Hepa Filters
Yüksek Kapasiteli V-Tipi Hepa Filtreler



HV13GR36N0PG-0610-0610-292

APPLICATIONS

- High capacity High efficiency Absolute air filtration
- Clean room ventilation systems
- Used in microelectronics, food, photography, data centers, hospital, medical equipment industry

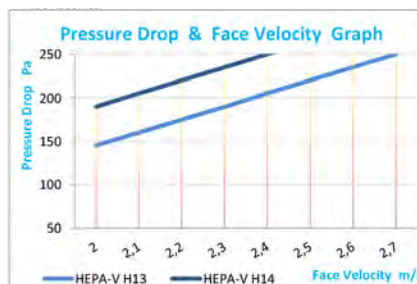
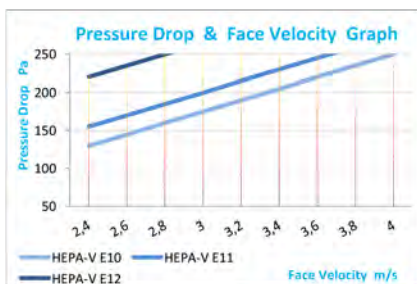
Optional 120 °C version

UYGULAMALAR

- Yüksek Kapasiteli Yüksek verimli Mutlak hava filtrelemesinde
- Temiz oda havalandırma sistemleri
- Mikroelektronik, gıda, fotoğraf, veri merkezlerinde hastane, tıbbi malzeme endüstrilerinde kullanılır

İsteğe göre 120 °C versiyonu

PRESSURE DROP&FACE VELOCITY GRAPH



Recommended final pressure drop ≤ 600 Pa.
Maximum final pressure drop ≤ 1000 Pa.

FILTER CODE STRUCTURE FİLTRE KOD YAPISI

Filter Type Filtre Tipi	HV HEPA-V	
Filter Class EN 1822 Filtre Sınıfı EN 1822	13	H13
Filter Frame Filtre Çerçevesi	G	Galvanized Galvaniz
Filter Media Filtre Malzemesi	R	Glass Fiber & Hot Melt Cam Elyaf ve Sıcak Tutkal
Filter Media Area Filtre Medya Alanı	36	36 m ²
Filter Flange Filtre Flaşı	N	Without Flange Flaşsız
Filter Surface Grid Filtre Yüze	O	Without Face Grids Yüze Teli Yok
Filter Gasket Type Filtre Conta Tipi	P	Polyurethane Poliüretan
Filter Gasket Direction Filtre Conta Yönü	G	Air Inlet Hava Giriş
Filter Size Filtre Ölçüsü	0610-0610-292	

TECHNICAL SPECIFICATIONS TEKNİK ÖZELLİKLER

Filter Class Filtre Sınıfı	EN 1822	E10	E11	E12	H13	H14
Av. Efficiency Ort. Verimlilik	≥ 85%	≥95%	≥99,5%	≥99,95%	≥99,995%	≥99,995%
Max.Working Temperature Max.Çalışma Sıcaklığı			80 °C (120 °C option)			80 °C (120 °C seçenek)
Relative Humidity Bağıl Nem			100%			
Final Pressure Drop Son Basınç Düşümü					600 Pa. - 1000 Pa.	
Filter Stage Filtre Kademesi					II - III	

HEPA-V Series Technical Data

HEPA-V Serisi Teknik Veri

Filter Code	Size W x L x D	Filter Class EN 1822	Filter Depth mm	Filter Area m ²	Air Flow m ³ /h	In.Pressure D. Pa.	Weight kg
HV10GR09N0PG	0305-0305-292	E10	292	9,00	1250	250	7,00
HV10GR18N0PG	0305-0610-292	E10	292	18,00	2500	250	11,00
HV10GR26N0PG	0457-0610-292	E10	292	26,00	3700	250	16,00
HV10GR36N0PG	0610-0610-292	E10	292	36,00	5000	250	20,00
HV10GR46N0PG	0610-0762-292	E10	292	46,00	6250	250	28,50
HV10GR56N0PG	0610-0915-292	E10	292	56,00	7500	250	32,50

Filter Code	Size W x L x D	Filter Class EN 1822	Filter Depth mm	Filter Area m ²	Air Flow m ³ /h	In.Pressure D. Pa.	Weight kg
HV11GR09N0PG	0305-0305-292	E11	292	9,00	1175	250	7,00
HV11GR18N0PG	0305-0610-292	E11	292	18,00	2350	250	11,00
HV11GR26N0PG	0457-0610-292	E11	292	26,00	3520	250	16,00
HV11GR36N0PG	0610-0610-292	E11	292	36,00	4700	250	20,00
HV11GR46N0PG	0610-0762-292	E11	292	46,00	5850	250	28,50
HV11GR56N0PG	0610-0915-292	E11	292	56,00	7000	250	32,50

Filter Code	Size W x L x D	Filter Class EN 1822	Filter Depth mm	Filter Area m ²	Air Flow m ³ /h	In.Pressure D. Pa.	Weight kg
HV12GR09N0PG	0305-0305-292	E12	292	9,00	875	250	7,00
HV12GR18N0PG	0305-0610-292	E12	292	18,00	1750	250	11,00
HV12GR26N0PG	0457-0610-292	E12	292	26,00	2500	250	16,00
HV12GR36N0PG	0610-0610-292	E12	292	36,00	3500	250	20,00
HV12GR46N0PG	0610-0762-292	E12	292	46,00	4450	250	28,50
HV12GR56N0PG	0610-0915-292	E12	292	56,00	5450	250	32,50

Filter Code	Size W x L x D	Filter Class EN 1822	Filter Depth mm	Filter Area m ²	Air Flow m ³ /h	In.Pressure D. Pa.	Weight kg
HV13GR09N0PG	0305-0305-292	H13	292	9,00	850	250	7,00
HV13GR18N0PG	0305-0610-292	H13	292	18,00	1700	250	11,00
HV13GR26N0PG	0457-0610-292	H13	292	26,00	2550	250	16,00
HV13GR36N0PG	0610-0610-292	H13	292	36,00	3400	250	20,00
HV13GR46N0PG	0610-0762-292	H13	292	46,00	4250	250	28,50
HV13GR56N0PG	0610-0915-292	H13	292	56,00	5100	250	32,50

Filter Code	Size W x L x D	Filter Class EN 1822	Filter Depth mm	Filter Area m ²	Air Flow m ³ /h	In.Pressure D. Pa.	Weight kg
HV14GR09N0PG	0305-0305-292	H14	292	9,00	750	250	7,00
HV14GR18N0PG	0305-0610-292	H14	292	18,00	1500	250	11,00
HV14GR26N0PG	0457-0610-292	H14	292	26,00	2150	250	16,00
HV14GR36N0PG	0610-0610-292	H14	292	36,00	3000	250	20,00
HV14GR46N0PG	0610-0762-292	H14	292	46,00	3800	250	28,50
HV14GR56N0PG	0610-0915-292	H14	292	56,00	4650	250	32,50

HEPA-V

High Capacity V-Type Hepa Filters
Yüksek Kapasiteli V-Tipi Hepa Filtreler



HV13PR36N0PG-0610-0610-292

APPLICATIONS

- High capacity High efficiency Absolute air filtration
- Clean room ventilation systems
- Used in microelectronics, food, photography, data centers, hospital, medical equipment industry

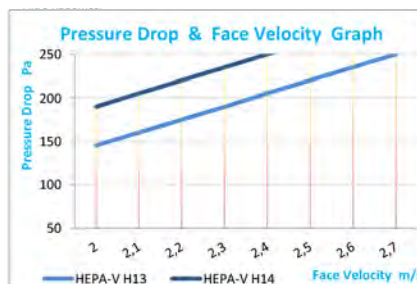
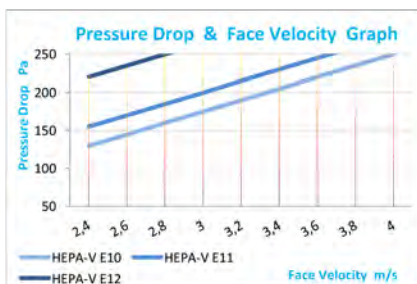
Optional 120 °C version

UYGULAMALAR

- Yüksek Kapasiteli Yüksek verimli Mutlak hava filtrelemesinde
- Temiz oda havalandırma sistemleri
- Mikroelektronik, gıda, fotoğraf, veri merkezlerinde hastane, tıbbi malzeme endüstrilerinde kullanılır

İsteğe göre 120 °C versiyonu

PRESSURE DROP&FACE VELOCITY GRAPH



Recommended final pressure drop ≤ 600 Pa.
Maximum final pressure drop ≤ 1000 Pa.

FILTER CODE STRUCTURE FİLTRE KOD YAPISI

Filter Type Filtre Tipi	HV	HEPA-V
Filter Class EN 1822 Filtre Sınıfı EN 1822	13	H13
Filter Frame Filtre Çerçevesi	P	Plastic Plastik
Filter Media Filtre Malzemesi	R	Glass Fiber & Hot Melt Cam Elyaf ve Sıcak Tutkal
Filter Media Area Filtre Medya Alanı	36	36 m ²
Filter Flange Filtre Flaşı	N	Without Flange Flaşsız
Filter Surface Grid Filtre Yüzey	O	Without Face Grids Yüzey Teli Yok
Filter Gasket Type Filtre Conta Tipi	P	Polyurethane Poliüretan
Filter Gasket Direction Filtre Conta Yönü	G	Air Inlet Hava Giriş
Filter Size Filtre Ölçüsü	0610-0610-292	

TECHNICAL SPECIFICATIONS TEKNİK ÖZELLİKLER

Filter Class Filtre Sınıfı	EN 1822				
	E10	E11	E12	H13	H14
Av. Efficiency Ort. Verimlilik	≥ 85%	≥95%	≥99,5%	≥99,95%	≥99,995%
Max.Working Temperature Max.Çalışma Sıcaklığı	80 °C (120 °C option)				
Relative Humidity Bağıl Nem	100%				
Final Pressure Drop Son Basınç Düşümü	600 Pa. - 1000 Pa.				
Filter Stage Filtre Kademesi	II - III				

HEPA-V Series Technical Data

HEPA-V Serisi Teknik Veri

Filter Code	Size W x L x D	Filter Class EN 1822	Filter Depth mm	Filter Area m ²	Air Flow m ³ /h	In.Pressure D. Pa.	Weight kg
HV10PR09N0PG	0305-0305-292	E10	292	9,00	1250	250	7,00
HV10PR18N0PG	0305-0610-292	E10	292	18,00	2500	250	11,00
HV10PR36N0PG	0610-0610-292	E10	292	36,00	5000	250	20,00

Filter Code	Size W x L x D	Filter Class EN 1822	Filter Depth mm	Filter Area m ²	Air Flow m ³ /h	In.Pressure D. Pa.	Weight kg
HV11PR09N0PG	0305-0305-292	E11	292	9,00	1175	250	7,00
HV11PR18N0PG	0305-0610-292	E11	292	18,00	2350	250	11,00
HV11PR36N0PG	0610-0610-292	E11	292	36,00	4700	250	20,00

Filter Code	Size W x L x D	Filter Class EN 1822	Filter Depth mm	Filter Area m ²	Air Flow m ³ /h	In.Pressure D. Pa.	Weight kg
HV12PR09N0PG	0305-0305-292	E12	292	9,00	875	250	7,00
HV12PR18N0PG	0305-0610-292	E12	292	18,00	1750	250	11,00
HV12PR36N0PG	0610-0610-292	E12	292	36,00	3500	250	20,00

Filter Code	Size W x L x D	Filter Class EN 1822	Filter Depth mm	Filter Area m ²	Air Flow m ³ /h	In.Pressure D. Pa.	Weight kg
HV13PR09N0PG	0305-0305-292	H13	292	9,00	850	250	7,00
HV13PR18N0PG	0305-0610-292	H13	292	18,00	1700	250	11,00
HV13PR36N0PG	0610-0610-292	H13	292	36,00	3400	250	20,00

Filter Code	Size W x L x D	Filter Class EN 1822	Filter Depth mm	Filter Area m ²	Air Flow m ³ /h	In.Pressure D. Pa.	Weight kg
HV14PR09N0PG	0305-0305-292	H14	292	9,00	750	250	7,00
HV14PR18N0PG	0305-0610-292	H14	292	18,00	1500	250	11,00
HV14PR36N0PG	0610-0610-292	H14	292	36,00	3000	250	20,00

HEPAHOOD

Hepa Terminal Hood Filter
 Davlumbazlı Hepa Filtre



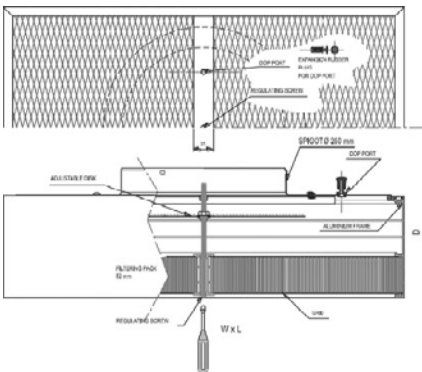
HH13ARTU25P-0610-0610-150

APPLICATIONS

Hepa-hood are used by pharmaceutical, electronics, food processing and other industries requiring a very high degree of clean air they are designed for use in laminar flow clean rooms the hoods are typically installed in an inverted T-bar grid suspended from the ceiling. When a unit reaches its maximum recommended resistance, the entire module is discarded

UYGULAMALAR

Hepa- hood terminali filtreler Eczacılık, elektronikler, gıda işleme Ve çok temiz hava gerektiren diğer endüstriler içinde kullanılmak üzere tasarlanmıştır. Laminer akışlı temiz odalar davlumbazlar genellikle tavana T-çubuklu bir ızgaraya asılı olarak takılmıştır. Önerilen maksimum dirence ulaştığında tüm modül atılır



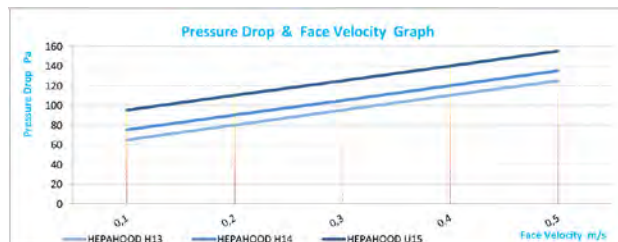
FILTER CODE STRUCTURE FİLTRE KOD YAPISI

Filter Type Filtre Tipi	HH HEPAHOOD	
Filter Class EN 1822 Filtre Sınıfı EN 1822	13	H13
Filter Frame Filtre Çerçevesi	A	Aluminium Alüminyum
Filter Media Filtre Malzemesi	R	Glass Fiber & Hot Melt Cam Elyaf ve Sıcak Tutkal
Filter Air Inlet Connection Filtre Hava Giriş Bağlantısı	T	Single Spigot Bir adet
Filter Hardware Type Filtre Donanım Tipi	U	Standard Standart
Connection Diameter Bağlantı Çap Ölçüsü	25	250 mm
Filter Gasket Type Filtre Conta Tipi	P	Polyurethane Poliüretan
Filter Size Filtre Ölçüsü	0610-0610-150	

TECHNICAL SPECIFICATIONS TEKNİK ÖZELLİKLER

Filter Class Filtre Sınıfı	EN 1822	E10	E11	E12	H13	H14
Av. Efficiency Ort. Verimlilik	≥ 85%	≥95%	≥99,5%	≥99,95%	≥99,995%	≥99,995%
Max.Working Temperature Max.Çalışma Sıcaklığı	80 °C					
Relative Humidity Bağıl Nem	100%					
Final Pressure Drop Son Basınç Düşümü	600 Pa. - 1000 Pa.					
Filter Stage Filtre Kademesi	III					

PRESSURE DROP & FACE VELOCITY GRAPH



Recommended final pressure drop ≤ 600 Pa.
 Maximum final pressure drop ≤ 1000 Pa.

HEPAHOOD-125 & 150 Series Technical Data

HEPAHOOD-125 & 150 Serisi Teknik Veri

Filter Code	Size W x L x D	Filter Class EN 1822	Filter Depth mm	Spigot Ø Diameter mm	Air Flow m³/h	In.Pressure D. Pa.	Weight kg
HH13ARTU25P	0305-0610-125	H13	125	200	300	120	7,00
HH13ARTU25P	0610-0610-125	H13	125	250	600	120	10,00
HH13ARTU25P	0610-0915-125	H13	125	250	900	120	13,00
HH13ARTU25P	0610-1220-125	H13	125	300	1200	120	16,00

Filter Code	Size W x L x D	Filter Class EN 1822	Filter Depth mm	Spigot Ø Diameter mm	Air Flow m³/h	In.Pressure D. Pa.	Weight kg
HH14ARTU25P	0305-0610-125	H14	125	200	300	130	7,00
HH14ARTU25P	0610-0610-125	H14	125	250	600	130	10,00
HH14ARTU25P	0610-0915-125	H14	125	250	900	130	13,00
HH14ARTU25P	0610-1220-125	H14	125	300	1200	130	16,00

Filter Code	Size W x L x D	Filter Class EN 1822	Filter Depth mm	Spigot Ø Diameter mm	Air Flow m³/h	In.Pressure D. Pa.	Weight kg
HH15ARTU25P	0305-0610-125	U15	125	200	300	150	7,00
HH15ARTU25P	0610-0610-125	U15	125	250	600	150	10,00
HH15ARTU25P	0610-0915-125	U15	125	250	900	150	13,00
HH15ARTU25P	0610-1220-125	U15	125	300	1200	150	16,00

Filter Code	Size W x L x D	Filter Class EN 1822	Filter Depth mm	Spigot Ø Diameter mm	Air Flow m³/h	In.Pressure D. Pa.	Weight kg
HH13ARTU25P	0305-0610-150	H13	150	200	300	120	7,00
HH13ARTU25P	0610-0610-150	H13	150	250	600	120	10,00
HH13ARTU25P	0610-0915-150	H13	150	250	900	120	13,00
HH13ARTU25P	0610-1220-150	H13	150	300	1200	120	16,00

Filter Code	Size W x L x D	Filter Class EN 1822	Filter Depth mm	Spigot Ø Diameter mm	Air Flow m³/h	In.Pressure D. Pa.	Weight kg
HH14ARTU25P	0305-0610-150	H14	150	200	300	130	7,00
HH14ARTU25P	0610-0610-150	H14	150	250	600	130	10,00
HH14ARTU25P	0610-0915-150	H14	150	250	900	130	13,00
HH14ARTU25P	0610-1220-150	H14	150	300	1200	130	16,00

Filter Code	Size W x L x D	Filter Class EN 1822	Filter Depth mm	Spigot Ø Diameter mm	Air Flow m³/h	In.Pressure D. Pa.	Weight kg
HH15ARTU25P	0305-0610-150	U15	150	200	300	150	7,00
HH15ARTU25P	0610-0610-150	U15	150	250	600	150	10,00
HH15ARTU25P	0610-0915-150	U15	150	250	900	150	13,00
HH15ARTU25P	0610-1220-150	U15	150	300	1200	150	16,00

MULTIFIL-HE 292

High Efficiency Rigid Pocket Filters
Yüksek Verimli Rijit Cepli Filtreler



MF13P4B25R24PC-0592-0592-292

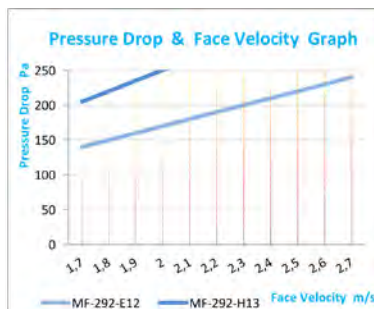
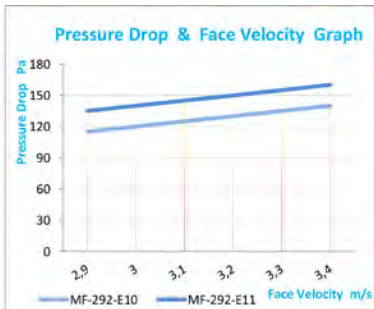
APPLICATIONS

- EPA-HEPA Filters absolute air filtration
- Clean room ventilation systems
- Used in microelectronics, food, photography, data centers, hospital, medical equipment industry

UYGULAMALAR

- EPA-HEPA Filtreler Mutlak hava filtrelemesinde
- Temiz oda havalandırma sistemlerinde
- Mikroelektronik, gıda, fotoğraf, veri merkezlerinde
- Hastane, tıbbi malzeme endüstrilerinde kullanılır

PRESSURE DROP&FACE VELOCITY GRAPH



FILTER CODE STRUCTURE FİLTRE KOD YAPISI

Filter Type Filtre Tipi	MF	MULTIFIL-HE 292
Filter Class EN 779-2012 Filtre Sınıfı EN 779-2012	13	H13
Filter Frame Filtre Çerçevesi	P	Plastic Plastik
Filter Rigid Pocket Pieces Filtre Rijit Cep Sayısı	4	4 Rigid Pocket 4 Rijit Cep
Filter Color Filtre Rengi	B	White Beyaz
Filter Flange Thickness Filtre Flanş Kalınlığı	25	25 mm
Media and Separator Type Malzeme ve Separatör Tipi	R	Glass Fiber & Hot Melt Cam Elyaf ve Sıcak Tutkal
Filter Media Area Filtre Alanı	24	24 m ²
Filter Gasket Type Filtre Conta Tipi	P	Polyurethane Poliüretan
Filter Gasket Direction Filtre Conta Yönü	C	Air Outlet Side Hava Çıkış Yönünde
Filter Size Filtre Ölçüsü		0592-0592-292

TECHNICAL SPECIFICATIONS TEKNİK ÖZELLİKLER

Filter Class Filtre Sınıfı	EN 1822
Av. Efficiency Ort. Verimlilik	E10 E11 E12 H13 ≥ 85 % ≥95 % ≥99,5% ≥99,95%
Max.Working Temp. Max.Çalışma Sıcaklığı	80 °C
Relative Humidity Bağıl Nem	100%
Final Pressure Drop Son Basınç Düşümü	600 Pa. - 1000 Pa.
Filter Stage Filtre Kademesi	II - III

MULTIFIL-HE 292 Series Technical Data

MULTIFIL-HE 292 Serisi Teknik Veri

Filter Code	Size W x L x D	Filter Class EN 1822	Filter Depth mm	Filter Area m ²	Air Flow m ³ /h	In.Pressure D. Pa.	Weight kg
MF10P4B25R12PC	0287-0592-292	E10	292	12,00	2100	170	4,50
MF10P4B25R20PC	0490-0592-292	E10	292	20,00	3400	170	6,00
MF10P4B25R24PC	0592-0592-292	E10	292	24,00	4200	170	7,00

Filter Code	Size W x L x D	Filter Class EN 1822	Filter Depth mm	Filter Area m ²	Air Flow m ³ /h	In.Pressure D. Pa.	Weight kg
MF11P4B25R12PC	0287-0592-292	E11	292	12,00	2100	170	4,50
MF11P4B25R20PC	0490-0592-292	E11	292	20,00	2100	200	5,00
MF11P4B25R24PC	0592-0592-292	E11	292	24,00	3400	200	6,50

Filter Code	Size W x L x D	Filter Class EN 1822	Filter Depth mm	Filter Area m ²	Air Flow m ³ /h	In.Pressure D. Pa.	Weight kg
MF12P4B25R12PC	0287-0592-292	E12	292	12,00	1700	240	5,00
MF12P4B25R20PC	0490-0592-292	E12	292	20,00	2800	240	6,50
MF12P4B25R24PC	0592-0592-292	E12	292	24,00	3400	240	7,50

Filter Code	Size W x L x D	Filter Class EN 1822	Filter Depth mm	Filter Area m ²	Air Flow m ³ /h	In.Pressure D. Pa.	Weight kg
MF13P4B25R12PC	0287-0592-292	H13	292	12,00	1250	250	5,00
MF13P4B25R20PC	0490-0592-292	H13	292	20,00	2000	250	6,50
MF13P4B25R24PC	0592-0592-292	H13	292	24,00	2500	250	7,50

MULTIFIL-HE 420

High Efficiency Rigid Pocket Filters
Yüksek Verimli Rijit Cepli Filtreler



MF13P4B25R32PC-0592-0592-420

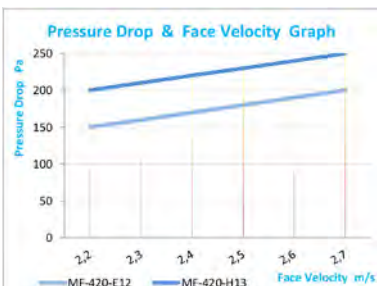
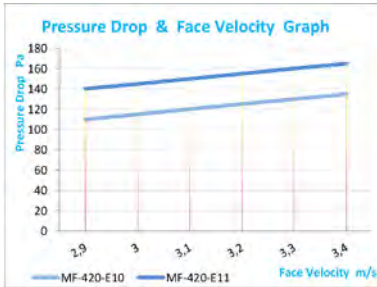
APPLICATIONS

- To be used for absolute air filtration in controlled contamination environments clean rooms, laminar flow benches and operating theatres

UYGULAMALAR

- Mutlak hava filtrasyonu için kullanılır
- Kontrollü kontaminasyon ortamlarında
- Temiz odalar Laminar akış ortamları ve ameliyathaneler

PRESSURE DROP&FACE VELOCITY GRAPH



FILTER CODE STRUCTURE FİLTRE KOD YAPISI

Filter Type Filtre Tipi	MF	MULTIFIL-HE 420
Filter Class EN 779-2012 Filtre Sınıfı EN 779-2012	13	H13
Filter Frame Filtre Çerçevesi	P	Plastic Plastik
Filter Rigid Pocket Pieces Filtre Rijit Cep Sayısı	4	4 Rigid Pocket 4 Rijit Cep
Filter Color Filtre Rengi	B	White Beyaz
Filter Flange Thickness Filtre Flanş Kalınlığı	25	25 mm
Media and Separator Type Malzeme ve Separatör Tipi	R	Glass Fiber & Hot Melt Cam Elyaf ve Sıcak Tutkal
Filter Media Area Filtre Alanı	32	32 m ²
Filter Gasket Type Filtre Conta Tipi	P	Polyurethane Poliüretan
Filter Gasket Direction Filtre Conta Yönü	C	Air Outlet Side Hava Çıkış Yönünde
Filter Size Filtre Ölçüsü		0592-0592-420

TECHNICAL SPECIFICATIONS TEKNİK ÖZELLİKLER

Filter Class Filtre Sınıfı	EN 1822
Av. Efficiency Ort. Verimlilik	E10 E11 E12 H13 ≥ 85 % ≥95 % ≥99,5% ≥99,95%
Max.Working Temp. Max.Çalışma Sıcaklığı	80 °C
Relative Humidity Bağıl Nem	100%
Final Pressure Drop Son Basınç Düşümü	600 Pa. - 1000 Pa.
Filter Stage Filtre Kademesi	II - III

MULTIFIL-HE 420 Series Technical Data

MULTIFIL-HE 420 Serisi Teknik Veri

Filter Code	Size W x L x D	Filter Class EN 1822	Filter Depth mm	Filter Area m ²	Air Flow m ³ /h	In.Pressure D. Pa.	Weight kg
MF10P4B25R16PC	0287-0592-420	E10	420	16,00	2100	135	6,00
MF10P4B25R24PC	0490-0592-420	E10	420	24,00	3400	135	7,50
MF10P4B25R32PC	0592-0592-420	E10	420	32,00	4200	135	8,50

Filter Code	Size W x L x D	Filter Class EN 1822	Filter Depth mm	Filter Area m ²	Air Flow m ³ /h	In.Pressure D. Pa.	Weight kg
MF11P4B25R16PC	0287-0592-420	E11	420	16,00	2100	165	6,00
MF11P4B25R24PC	0490-0592-420	E11	420	24,00	3400	165	7,50
MF11P4B25R32PC	0592-0592-420	E11	420	32,00	4200	165	8,50

Filter Code	Size W x L x D	Filter Class EN 1822	Filter Depth mm	Filter Area m ²	Air Flow m ³ /h	In.Pressure D. Pa.	Weight kg
MF12P4B25R16PC	0287-0592-420	E12	420	16,00	1700	200	6,00
MF12P4B25R24PC	0490-0592-420	E12	420	24,00	2800	200	7,50
MF12P4B25R32PC	0592-0592-420	E12	420	32,00	3400	200	8,50

Filter Code	Size W x L x D	Filter Class EN 1822	Filter Depth mm	Filter Area m ²	Air Flow m ³ /h	In.Pressure D. Pa.	Weight kg
MF13P4B25R16PC	0287-0592-420	H13	420	16,00	1700	250	6,00
MF13P4B25R24PC	0490-0592-420	H13	420	24,00	2800	250	7,50
MF13P4B25R32PC	0592-0592-420	H13	420	32,00	3400	250	8,50

MULTITUR-HE 292

High Efficiency Rigid Pocket Filters
Yüksek Verimli Rijit Cepli Filtreler



MT13P4B25R24PC-0592-0592-292

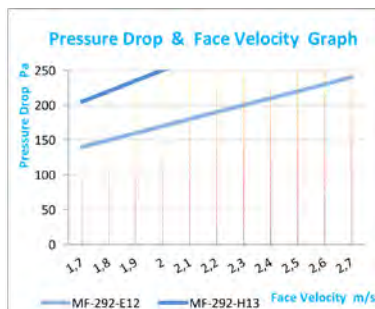
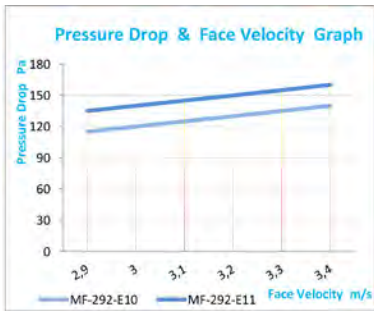
APPLICATIONS

- EPA-HEPA Filters absolute air filtration
- Clean room ventilation systems
- Used in microelectronics, food, photography, data centers, hospital, medical equipment industry

UYGULAMALAR

- EPA-HEPA Filtreler Mutlak hava filtrelemesinde
- Temiz oda havalandırma sistemlerinde
- Mikroelektronik, gıda, fotoğraf, veri merkezlerinde
- Hastane, tıbbi malzeme endüstrilerinde kullanılır

PRESSURE DROP&FACE VELOCITY GRAPH



FILTER CODE STRUCTURE FİLTRE KOD YAPISI

Filter Type Filtre Tipi	MT MULTITUR-HE 292	
Filter Class EN 779-2012 Filtre Sınıfı EN 779-2012	13	H13
Filter Frame Filtre Çerçevesi	P	Plastic Plastik
Filter Rigid Pocket Pieces Filtre Rijit Cep Sayısı	4	4 Rigid Pocket 4 Rijit Cep
Filter Color Filtre Rengi	B	White Beyaz
Filter Flange Thickness Filtre Flanş Kalınlığı	25	25 mm
Media and Separator Type Malzeme ve Separatör Tipi	R	Glass Fiber & Hot Melt Cam Elyaf ve Sıcak Tutkal
Filter Media Area Filtre Alanı	24	24 m ²
Filter Gasket Type Filtre Conta Tipi	P	Polyurethane Poliüretan
Filter Gasket Direction Filtre Conta Yönü	C	Air Outlet Side Hava Çıkış Yönünde
Filter Size Filtre Ölçüsü	0592-0592-292	

TECHNICAL SPECIFICATIONS TEKNİK ÖZELLİKLER

Filter Class Filtre Sınıfı	EN 1822			
Av. Efficiency Ort. Verimlilik	E10	E11	E12	H13
Max.Working Temp. Max.Çalışma Sıcaklığı	80 °C			
Relative Humidity Bağıl Nem	100%			
Final Pressure Drop Son Basınç Düşümü	600 Pa. - 1000 Pa.			
Filter Stage Filtre Kademesi	II - III			

MULTITUR 292 Series Technical Data
MULTITUR 292 Serisi Teknik Veri

Filter Code	Size W x L x D	Filter Class EN 1822	Filter Depth mm	Filter Area m ²	Air Flow m ³ /h	In.Pressure D. Pa.	Weight kg
MT10P4B25R12PC	0287-0592-292	E10	292	12,00	2100	170	4,50
MT10P4B25R20PC	0490-0592-292	E10	292	20,00	3400	170	6,00
MT10P4B25R24PC	0592-0592-292	E10	292	24,00	4200	170	7,00

Filter Code	Size W x L x D	Filter Class EN 1822	Filter Depth mm	Filter Area m ²	Air Flow m ³ /h	In.Pressure D. Pa.	Weight kg
MT11P4B25R12PC	0287-0592-292	E11	292	12,00	2100	170	4,50
MT11P4B25R12PC	0287-0592-292	E11	292	20,00	2100	200	5,00
MT11P4B25R20PC	0490-0592-292	E11	292	24,00	3400	200	6,50

Filter Code	Size W x L x D	Filter Class EN 1822	Filter Depth mm	Filter Area m ²	Air Flow m ³ /h	In.Pressure D. Pa.	Weight kg
MT12P4B25R12PC	0287-0592-292	E12	292	12,00	1700	240	5,00
MT12P4B25R20PC	0490-0592-292	E12	292	20,00	2800	240	6,50
MT12P4B25R24PC	0592-0592-292	E12	292	24,00	3400	240	7,50

Filter Code	Size W x L x D	Filter Class EN 1822	Filter Depth mm	Filter Area m ²	Air Flow m ³ /h	In.Pressure D. Pa.	Weight kg
MT13P4B25R12PC	0287-0592-292	H13	292	12,00	1250	250	5,00
MT13P4B25R20PC	0490-0592-292	H13	292	20,00	2000	250	6,50
MT13P4B25R24PC	0592-0592-292	H13	292	24,00	2500	250	7,50

MULTITUR-HE 420

High Efficiency Rigid Pocket Filters
 Yüksek Verimli Rijit Cepli Filtreler



MT13P4B25R32PC-0592-0592-420

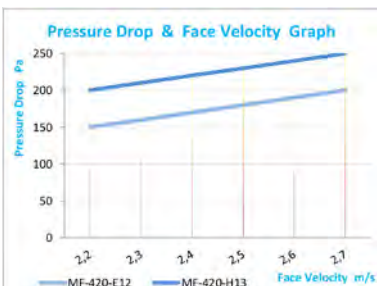
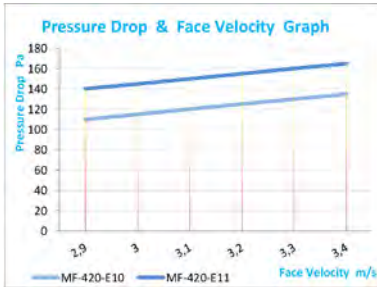
APPLICATIONS

- To be used for absolute air filtration in controlled contamination environments clean rooms, laminar flow benches and operating theatres

UYGULAMALAR

- Mutlak hava filtrasyonu için kullanılır
- Kontrollü kontaminasyon ortamlarında
- Temiz odalar Laminar akış ortamları ve ameliyathaneler

PRESSURE DROP&FACE VELOCITY GRAPH



FILTER CODE STRUCTURE FİLTRE KOD YAPISI

Filter Type Filtre Tipi	MT MULTITUR-HE 420	
Filter Class EN 779-2012 Filtre Sınıfı EN 779-2012	13	H13
Filter Frame Filtre Çerçevesi	P	Plastic Plastik
Filter Rigid Pocket Pieces Filtre Rijit Cep Sayısı	4	4 Rigid Pocket 4 Rijit Cep
Filter Color Filtre Rengi	B	White Beyaz
Filter Flange Thickness Filtre Flaş Kalınlığı	25	25 mm
Media and Separator Type Malzeme ve Separatör Tipi	R	Glass Fiber & Hot Melt Cam Elyaf ve Sıcak Tutkal
Filter Media Area Filtre Alanı	32	32 m ²
Filter Gasket Type Filtre Conta Tipi	P	Polyurethane Poliüretan
Filter Gasket Direction Filtre Conta Yönü	C	Air Outlet Side Hava Çıkış Yönünde
Filter Size Filtre Ölçüsü	0592-0592-420	

TECHNICAL SPECIFICATIONS TEKNİK ÖZELLİKLER

Filter Class Filtre Sınıfı	EN 1822
Av. Efficiency Ort. Verimlilik	E10 E11 E12 H13 ≥ 85 % ≥95 % ≥99,5% ≥99,95%
Max.Working Temp. Max.Çalışma Sıcaklığı	80 °C
Relative Humidity Bağıl Nem	100%
Final Pressure Drop Son Basınç Düşümü	600 Pa. - 1000 Pa.
Filter Stage Filtre Kademesi	II - III

MULTITUR-HE 420 Series Technical Data
MULTITUR-HE 420 Serisi Teknik Veri

Filter Code	Size W x L x D	Filter Class EN 1822	Filter Depth mm	Filter Area m ²	Air Flow m ³ /h	In.Pressure D. Pa.	Weight kg
MT10P4B25R16PC	0287-0592-420	E10	420	16,00	2100	135	6,00
MT10P4B25R24PC	0490-0592-420	E10	420	24,00	3400	135	7,50
MT10P4B25R32PC	0592-0592-420	E10	420	32,00	4200	135	8,50

Filter Code	Size W x L x D	Filter Class EN 1822	Filter Depth mm	Filter Area m ²	Air Flow m ³ /h	In.Pressure D. Pa.	Weight kg
MT11P4B25R16PC	0287-0592-420	E11	420	16,00	2100	165	6,00
MT11P4B25R24PC	0490-0592-420	E11	420	24,00	3400	165	7,50
MT11P4B25R32PC	0592-0592-420	E11	420	32,00	4200	165	8,50

Filter Code	Size W x L x D	Filter Class EN 1822	Filter Depth mm	Filter Area m ²	Air Flow m ³ /h	In.Pressure D. Pa.	Weight kg
MT12P4B25R16PC	0287-0592-420	E12	420	16,00	1700	200	6,00
MT12P4B25R24PC	0490-0592-420	E12	420	24,00	2800	200	7,50
MT12P4B25R32PC	0592-0592-420	E12	420	32,00	3400	200	8,50

Filter Code	Size W x L x D	Filter Class EN 1822	Filter Depth mm	Filter Area m ²	Air Flow m ³ /h	In.Pressure D. Pa.	Weight kg
MT13P4B25R16PC	0287-0592-420	H13	420	16,00	1700	250	6,00
MT13P4B25R24PC	0490-0592-420	H13	420	24,00	2800	250	7,50
MT13P4B25R32PC	0592-0592-420	H13	420	32,00	3400	250	8,50

V-SINGLE

V-SINGLE Absolute Filters
 V-SINGLE Mutlak Filtreler



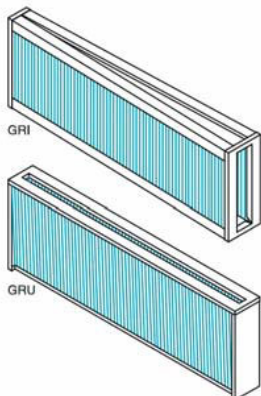
VS11GRIN0PG-087-303-600

APPLICATIONS

- EPA-HEPA Filters absolute air filtration
- Clean room ventilation systems
- Used in microelectronics, food, photography, data centers, hospital, medical equipment industry

UYGULAMALAR

- EPA-HEPA Filtreler Mutlak hava filtrelemede
- Temiz oda havalandırma sistemleri
- Mikroelektronik, gıda, fotoğraf, veri merkezlerinde
- Hastane, tıbbi malzeme endüstrilerinde kullanılır



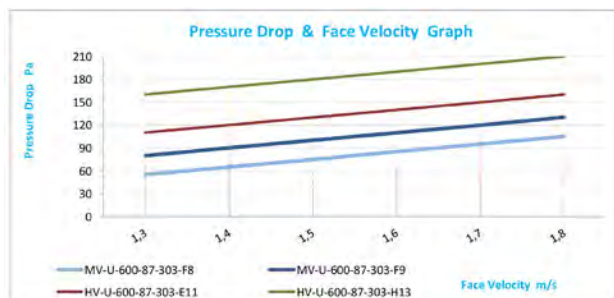
FILTER CODE STRUCTURE FİLTRE KOD YAPISI

Filter Type Filtre Tipi	VS	V-SINGLE
Filter Class EN 1822 Filtre Sınıfı EN 1822	11	E11
Filter Frame Filtre Çerçevesi	G	Galvanized Galvaniz
Filter Media Filtre Malzemesi	R	Glass Fiber & Hot Melt Cam Elyaf ve Sıcak Tutkal
Air Entrance Side Hava Giriş Yönü	I	Short Entrance Kısa Kenar
Flanged or without flanges Flanşlı veya Flanşsız	N	Without Flanges Flanşsız
Filter Surface Grid Filtre Yüzey Teli	O	Without Mesh Telsiz
Filter Gasket Type Filtre Conta Tipi	P	Polyurethane Poliüretan
Filter Gasket Direction Filtre Conta Yönü	G	Gasket Air inlet Conta Hava Girişi
Filter Size Filtre Ölçüsü		087-303-600

TECHNICAL SPECIFICATIONS TEKNİK ÖZELLİKLER

Filter Class Filtre Sınıfı	EN 1822	E10	E11	E12	H13	H14
Av. Efficiency Ort. Verimlilik	≥ 85%	≥95%	≥99,5%	≥99,95%	≥99,995%	≥99,995%
Max.Working Temperature Max.Çalışma Sıcaklığı			80 °C	- 120 °C		
Relative Humidity Bağıl Nem			100%			
Final Pressure Drop Son Basınç Düşümü			600 Pa.	- 1000 Pa.		
Filter Stage Filtre Kademesi			II - III			

PRESSURE DROP&FACE VELOCITY GRAPH



Recommended final pressure drop ≤ 600 Pa.
 Maximum final pressure drop ≤ 1000 Pa.

V-SINGLE Series Technical Data
V-SINGLE Serisi Teknik Veri

Filter Code	Size W x L x D	Filter Class EN 779-2012	Filter Area mm	Air Flow m ³ /h	In.Pressure D. Pa.	Weight kg
VS08GRINOPG	087-202-600	F8	3,20	200	100	1,80
VS08GRINOPG	065-202-600	F8	3,20	200	60	1,80
VS08GRINOPG	087-303-600	F8	5,00	300	105	2,00
VS08GRINOPG	087-202-400	F8	2,20	135	100	2,00
Filter Code	Size W x L x D	Filter Class EN 779-2012	Filter Area mm	Air Flow m ³ /h	In.Pressure D. Pa.	Weight kg
VS09GRINOPG	087-202-600	F9	3,20	200	125	1,80
VS09GRINOPG	065-202-600	F9	3,20	200	85	1,80
VS09GRINOPG	087-303-600	F9	5,00	300	130	2,00
VS09GRINOPG	087-202-400	F9	2,20	135	125	2,00
Filter Code	Size W x L x D	Filter Class EN 1822	Filter Area mm	Air Flow m ³ /h	In.Pressure D. Pa.	Weight kg
VS11GRINOPG	087-202-600	E11	3,20	200	160	1,80
VS11GRINOPG	065-202-600	E11	3,20	200	130	1,80
VS11GRINOPG	087-303-600	E11	5,00	300	170	2,00
VS11GRINOPG	087-202-400	E11	2,20	135	160	2,00
Filter Code	Size W x L x D	Filter Class EN 1822	Filter Area mm	Air Flow m ³ /h	In.Pressure D. Pa.	Weight kg
VS13GRINOPG	087-202-600	H13	3,20	200	200	1,80
VS13GRINOPG	065-202-600	H13	3,20	200	170	1,80
VS13GRINOPG	087-303-600	H13	5,00	300	210	2,00
Filter Code	Size W x L x D	Filter Class EN 779-2012	Filter Area mm	Air Flow m ³ /h	In.Pressure D. Pa.	Weight kg
VS08GRUNOPG	600-087-202	F8	3,20	225	100	1,80
VS08GRUNOPG	600-065-202	F8	3,20	225	60	1,80
VS08GRUNOPG	600-087-303	F8	5,00	340	105	2,00
VS08GRUNOPG	400-087-303	F8	2,20	150	100	2,00
Filter Code	Size W x L x D	Filter Class EN 779-2012	Filter Area mm	Air Flow m ³ /h	In.Pressure D. Pa.	Weight kg
VS09GRUNOPG	600-087-202	F9	3,20	225	125	1,80
VS09GRUNOPG	600-065-202	F9	3,20	225	85	1,80
VS09GRUNOPG	600-087-303	F9	5,00	340	130	2,00
VS09GRUNOPG	400-087-303	F9	2,20	150	125	2,00
Filter Code	Size W x L x D	Filter Class EN 1822	Filter Area mm	Air Flow m ³ /h	In.Pressure D. Pa.	Weight kg
VS11GRUNOPG	600-087-202	E11	3,20	225	160	1,80
VS11GRUNOPG	600-065-202	E11	3,20	225	130	1,80
VS11GRUNOPG	600-087-303	E11	5,00	340	170	2,00
VS11GRUNOPG	400-087-303	E11	2,20	150	160	2,00
Filter Code	Size W x L x D	Filter Class EN 1822	Filter Area mm	Air Flow m ³ /h	In.Pressure D. Pa.	Weight kg
VS13GRUNOPG	600-087-202	H13	3,20	225	200	1,80
VS13GRUNOPG	600-065-202	H13	3,20	225	170	1,80
VS13GRUNOPG	600-087-303	H13	5,00	340	210	2,00

HEPACIL

Cylindrical HEPA Filters
 Silindirik HEPA Filtreler



HC13ARS2PG-0175-0110-175

APPLICATIONS

- EPA-HEPA Filters absolute air filtration
- Clean room ventilation systems
- Used in microelectronics, food, photography, data centers, hospital, medical equipment industry

UYGULAMALAR

- EPA-HEPA Filtreler Mutlak hava filtrelemesinde
- Temiz oda havalandırma sistemleri
- Mikroelektronik, gıda, fotoğraf, veri merkezlerinde. Hastane, tıbbi malzeme endüstrilerinde kullanılır

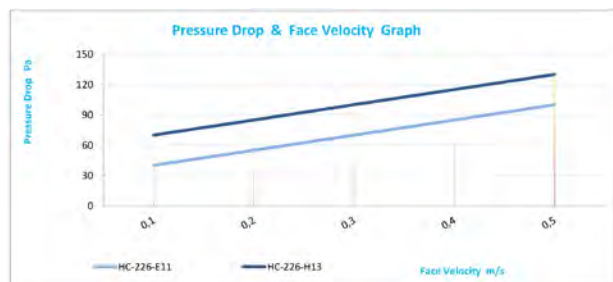
FILTER CODE STRUCTURE FİLTRE KOD YAPISI

Filter Type Filtre Tipi	HC HEPACIL	
Filter Class EN 1822 Filtre Sınıfı EN 1822	13	H13
Filter Frame Filtre Çerçevesi	A	Aluminium Alüminyum
Filter Media Filtre Malzemesi	R	Glass Fiber & Hot Melt Cam Elyaf ve Sıcak Tutkal
Filter Panel Depth Filtre Panel Derinliği	S	30 mm
Filter Surface Grid Filtre Yüzey Teli	2	Face Grids Air Out Yüzey Teli Hava Çıkışta
Filter Gasket Type Filtre Conta Tipi	P	Polyurethane Poliüretan
Filter Gasket Direction Filtre Conta Yönü	G	Air inlet Hava Girişte
Filter Size Filtre Ölçüsü	0175-0110-175	

TECHNICAL SPECIFICATIONS TEKNİK ÖZELLİKLER

Filter Class Filtre Sınıfı	EN 1822 E11	H13
Av. Efficiency Ort. Verimlilik	≥95%	≥99,95%
Max.Working Temperature Max.Çalışma Sıcaklığı	80 °C	
Relative Humidity Bağıl Nem	100%	
Final Pressure Drop Son Basınç Düşümü	600 Pa.	
Filter Stage Filtre Kademesi	III	

PRESSURE DROP&FACE VELOCITY GRAPH



Recommended final pressure drop ≤ 600 Pa.
Maximum final pressure drop ≤ 1000 Pa.

HEPACIL Series Technical Data


HEPACIL Serisi Teknik Veri

Filter Code	Size OD x ID x H	Filter Class EN 1822	Filter Area m ²	Air Flow m ³ /h	In. Pressure D. Pa.	Weight kg
HC11ARS2PG	0175-0110-175	E11	1,65	130	90	0,30
HC11ARS2PG	0175-0110-226	E11	2,15	170	90	0,50

Filter Code	Size OD x ID x H	Filter Class EN 1822	Filter Area m ²	Air Flow m ³ /h	In. Pressure D. Pa.	Weight kg
HC13ARS2PG	0175-0110-175	H13	1,65	130	120	0,30
HC13ARS2PG	0175-0110-226	H13	2,15	170	120	5,00

HEPA-AS

High Temperature Resistance HEPA Filters / Aluminium Separator Series
 Yüksek Isı Dayanımlı Mutlak Filtreler / Alüminyum Separatörlü Seri



HA13GR3N2YG-0610-0610-292

APPLICATIONS

- High temperature resistant Aluminium separator
- High flow and high efficiency filter units
- Low initial pressure drop
- Optional gasket, flange, protection grid wire

UYGULAMALAR

- Yüksek ısı dayanımlı alüminyum separatörlü
- Yüksek akışlı ve yüksek verimli filtre ünitelerinde
- Düşük ilk basınç düşümü
- Optional conta, flange, protection grid wire

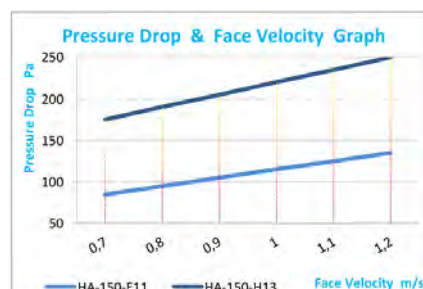
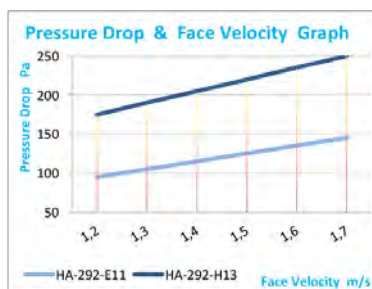
FILTER CODE STRUCTURE FİLTRE KOD YAPISI

Filter Type Filtre Tipi	HA	HEPA-AS
Filter Class EN 1822 Filtre Sınıfı EN 1822	13	H13
Filter Frame Filtre Çerçevesi	G	Galvanized Galvaniz
Filter Media Filtre Malzemesi	R	Glass Fiber Media Cam Elyaf Kağıt
Filter Separator Interval Filtre Separatör Aralığı	3	3 mm
Flanged or without flanges Flanşlı veya Flanşsız	N	Without Flanges Flanşsız
Filter Surface Grid Filtre Yüzey Teli	2	Two Surfaces İki Yüzeyi telli
Filter Gasket Type Filtre Conta Tipi	Y	High Heat Gasket Yüksek Isı Conta
Filter Gasket Direction Filtre Conta Yönü	G	Air Inlet Hava Giriş
Filter Size Filtre Ölçüsü	0610-0610-292	

TECHNICAL SPECIFICATIONS TEKNİK ÖZELLİKLER

Filter Class Filtre Sınıfı	EN 1822	H10	H13
Average Efficiency Ort. Verimlilik	≥95%	≥99,95%	
Max. Working Temperature Max. Çalışma Sıcaklığı	120 ° C (200 ° C option) 120 ° C (200 ° C seçenek)		
Relative Humidity Bağıl Nem	100%		
Final Pressure Drop Son Basınç Düşümü	600 Pa.		
Filter Stage Filtre Kademesi	II - III		

PRESSURE DROP & FACE VELOCITY GRAPH



Recommended final pressure drop ≤ 600 Pa.
 Maximum final pressure drop ≤ 1000 Pa.

HEPA-AS Series Technical Data

HEPA-AS Serisi Teknik Veri

Filter Code	Size W x L x D	Filter Class EN 1822	Filter Depth mm	Filter Area m ²	Air Flow m ³ /h	In.Pressure D. Pa.	Weight kg
HA10GR3N2YG	0305-0305-292	E10	292	5,50	500	125	7,50
HA10GR3N2YG	0305-0610-292	E10	292	10,50	1050	125	12,00
HA10GR3N2YG	0610-0610-292	E10	292	22,50	2100	125	21,00
HA10GR3N2YG	0305-0305-150	E10	150	2,50	375	125	6,00
HA10GR3N2YG	0305-0610-150	E10	150	5,10	750	125	9,00
HA10GR3N2YG	0610-0610-150	E10	150	11,00	1500	125	15,00

Filter Code	Size W x L x D	Filter Class EN 1822	Filter Depth mm	Filter Area m ²	Air Flow m ³ /h	In.Pressure D. Pa.	Weight kg
HA13GR3N2YG	0305-0305-292	H13	292	5,50	450	250	7,50
HA13GR3N2YG	0305-0610-292	H13	292	10,50	900	250	12,00
HA13GR3N2YG	0610-0610-292	H13	292	22,50	1900	250	21,00
HA13GR3N2YG	0305-0305-150	H13	150	2,50	340	250	6,00
HA13GR3N2YG	0305-0610-150	H13	150	5,10	700	250	9,00
HA13GR3N2YG	0610-0610-150	H13	150	11,00	1400	250	15,00

FAN FILTER UNIT

Fan Filter Unit for Clean Room
 Temiz Odalar için Fan Filtre Ünitesi



FFU13A01-0610-1220-450

The model FFU model is a modular self-contained HEPA/ULPA filter and blower unit which combines features such as rugged, lightweight construction and low profile for almost any clean room application.

It may be used for new clean room design, facility upgrade or incorporated into laminar flow softwall and straddle units. For its light weight and narrow dimensions it can be eyebolt suspended or installed on reinforced ceiling "T"-grid. Also, horizontal wall units and system are easily set up using the FFU module. Now any company can meet FFU requirements using a series of modules randomly spaced in room or grouped over critical areas.

The FFU design provides balanced air flow across the filter face to comply with FFU for Class 100 Areas.

The variable speed motor allows it to overcome the static filter leads while maintaining a constant air velocity.

The FFU modular construction permits a convenient filter replacement.

The unit produces minimal vibrations and it is well within different standard for sound level in the workplace. A prefilter is placed into top plenum for convenient servicing.

SPECIFIC APPLICATION

Microelectronic fabrication and assembly, pharmaceutical preparation; microscopy analysis; tissue culture; critical sample preparation; sterile filling and packaging; quality control/inspection.

TECHNICAL CHARACTERISTICS

CASE: Light weight anodized aluminium frame with built-in grooves that permit to hang the unit to the ceiling or to connect them one to the other by means of plastic plugs. DOP port included. The unit are Aluminium with built-in prefilter housing and air diffuser with electric fan bearing; electric quick connector and warning light.

ELECTRIC FAN: Variable speed helicoidal blower with directly connected sealed electric motor.

REGULATION PANEL: Equipped with an electronic regulator, main switch and thermic protection

FILTER CODE STRUCTURE FİLTRE KOD YAPISI

Filter Type Filtre Tipi	FFU FFU	
Filter Class EN 1822 Filtre Sınıfı EN 1822	13	H13
Filter Frame Filtre Çerçevesi	A	Aluminium Alüminyum
Fan Pieces Fan Sayısı	01	1 Pieces 1 Adet
Filter Size Filtre Ölçüsü	0610-1220-450	

FFU modeli, neredeyse her türlü temiz oda uygulaması için sağlam, hafif yapı ve düşük profil gibi özellikleri bir araya getiren, modüler bir HEPA / ULPA filtre ve fan ünitesidir.

Yeni temiz oda tasarımı, tesis yükseltme veya laminar akış ve istifleme ünitelerine dahil edilebilir. Hafifliği ve dar boyutları için, askıya alınabilir veya güçlendirilmiş tavana "T"- ızgaraya monte edilebilir. Ayrıca, FFU modülü kullanılarak yatay duvar üniteleri ve sistemleri kolayca kurulur. Herhangi bir şirkette, odaya rastgele yerleştirilmiş veya kritik alanlar üzerinde gruplandırılmış bir dizi modülü kullanarak FFU ünitesi gereksinimlerini karşılayabilir.

FFU modeli tasarım olarak Class100 sınıfındaki alanlar için hava akımı sağlar.

Değişken hızlı motor, sabit hava hızını korurken statik filtre uçlarının üstesinden gelmesini sağlar.

FFU modüler yapısı uygun bir filtre değişimine izin verir.

Ünite minimum titreşimler üretir ve işyerindeki ses seviyesi için farklı standartlardadır. Rahat servis için üst filtreye bir ön filtre yerleştirilir.

FFU Technical Data

FFU Teknik Veri

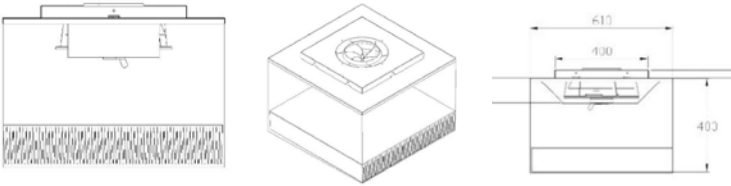
Filter Code	Efficiency DOP	Dimension (mm)		Flow Rate m ³ /h	Pressure Drop Pa	Volume m ³	Weight kg
		Unit	Unidirectional Air Flow				
FFU10A01	95%	610-1220-450	1190-575	1200	60	0.325	26
FFU13A01	99.99%	610-1220-450	1190-575	1200	110	0.325	26
FFU14A01	99.999%	610-1220-450	1190-575	1200	125	0.325	26
FFU15A01	99.9999%	610-1220-450	1190-575	1200	140	0.325	26

Filter Code	CLASS EN1822	Efficiency DOP	Dimension mm	Air Flow m ³ /h	Pressure Drop Pa	Volume m ³	Weight kg
HF10ARM2PC	E10	95%	610-1220-350	1200	60	0.500	12
HF13ARM2PC	H13	99.99%	610-1220-350	1200	110	0.500	12
HF14ARM2PC	H14	99.999%	610-1220-350	1200	125	0.500	12
HF15ARM2PC	U15	99.9999%	610-1220-350	1200	140	0.500	12

SPARE MAIN FILTERS

AYRILMIŞ FİLTRELER

Filter Code	CLASS	EFFICIENCY	Dimension (mm)	Weight kg
FC3G041L2	G3	80%	390-390-020	0.300
MC7PRLT2XX	F7	ePM2,5	490-592-130	5



ACTIVATED CARBON FILTERS

AKTİF KARBON FİLTRELER



AIR FILTRATION
& AIR QUALITY



CARBOCAT

Activated Carbon Filters with Filled Cylindrical Cartridges
 Silindirik Kartuş Dolum Aktif Karbon Filtreler



CCG140CO16-610-610

- Epoxy painted steel flanges and expanded nets
Epoksi boyalı çelik flanşlar ve genişletilmiş teller
- Foamed & rubber gasket
Sünger ve kauçuk conta
- Connection Type 3-Point Bayonet
Bağlantı tipi 3 noktadan vidalı
- O: Filter for VOCs
Uçucu organik bileşenlerin absorbe edilmesinde
- C: Filter for Chemical treatment
Kimyasal arıtımında
- I: Radioiodine
Radyoaktivite absorbesinde

APPLICATIONS

- CARBOCAT serves to absorb gaseous pollution and odours
- It may be installed for supply and exhaust
- Air domestic and technical applications
- Due to a simple modular construction system
- One can easily build large filtration units by screwing base frames together
- It should protect with a pre filter such as M5 or M6
- If needed, gaseous contamination can be absorbed through diverse filtering
- Preliminary filtration is necessary to protect the activated carbon

ADVANTAGES

- Re-Filable cartridges with new activated carbon
- Very high mechanical efficiency
- Carbotat with base plate and cylinders made of galvanized or stainless steel
- Exchangeable cartridges can be regenerated
- Simple replacement thanks to bayonet coupling
- Robust construction allows easy mounting and removal
- Lower pressure drop according to its high performance
- Available in gas adsorption and chemisorption

FILTER CODE STRUCTURE FİLTRE KOD YAPISI

Filter Type Filtre Tipi	CC	CARBOCAT
Filter Frame Filtre Çerçevesi	G	Galvanized Galvaniz
Cylinder Diameter Silindir Çapı	140	140 mm
Filter Media Type Filtre Malzeme Tipi	CO	Carbon Organic Karbon Organik
Number of Cartridges Kartuş Sayısı	16	16 pieces 16 adet
Filter Size Filtre Ölçüsü		610-610-400

TECHNICAL SPECIFICATIONS TEKNİK ÖZELLİKLER

Max.Working Temperature Max.Çalışma Sıcaklığı	50 °C
Relative Humidity Bağıl Nem	50%
Final Pressure Drop Son Basınç Düşümü	600 Pa.
Filter Stage Filtre Kademesi	II - III

UYGULAMALAR

- CARBOCAT gaz kirliliği ve kokularını emmeye yarar
- Taze hava ve egzoz havasında kullanılır
- Hava içi ve teknik uygulamalar
- Basit bir modüler yapı sistemi nedeniyle
- M5 veya M6 sınıfında bir ön filtre ile korunması tavsiye edilir
- Temel çerçeveleri birbirine vidalayarak büyük filtreleme ünitelerini kolaylıkla kurabilirsiniz
- Gerekirse, gazlı kontaminasyon çeşitli filtreleme yoluyla absorbe edilebilir
- Aktif karbonu korumak için ön filtrasyon gereklidir

AVANTAJLARI

- Yeni aktif karbon içeren yeniden doldurulabilir kartuşlar
- Çok yüksek mekanik verimlilik
- Carbotat, taban plakası ve galvanizli veya paslanmaz çelikten silindireler
- Değiştirilebilir kartuşlar yenilenebilir
- Vida kavraması sayesinde basit değiştirme
- Sağlam yapı, kolay sökülüp takılmasını sağlar
- Yüksek performansına göre daha düşük basınç düşüşü mevcut
- Gaz adsorpsiyonu ve kimyasal adsorpsiyonda uygunluk

CARBOFIL

Pleated Odor Absorbents Activated Carbon Filters
 Pileli Koku Emici Aktif Karbon Filtreler



CF7P4C400F09XX-592-592-292

APPLICATIONS

Carbofil / Carbozell serves to absorb gaseous pollution and odours. It may be installed for supply and exhaust air in domestic and technical applications. Due to a simple modular construction system, one can easily build large filtration units by screwing base frames together. If needed, gaseous contamination can be absorbed through diverse filtering layers with different kinds of impregnated carbon. With its high air flow and gaseous adsorption capacity, it can be used in large application areas such as airports, commercial buildings, hospitals, hotels, manufacturing operation, restaurants, shopping centers, etc. Filter mounting frames are made of galvanized steel and stainless steel. Other dimensional versions available upon request.

STRUCTURAL PROPERTIES

- With high filtering surface allows low pressure drop
- Economical solution for many odors
- Disposable
- Easy to install
- Odour removal and corrosion control
- Robust construction allows easy mounting and removal
- Available in gas adsorption and chemisorption varieties

FILTER CODE STRUCTURE FİLTRE KOD YAPISI

Filter Type Filtre Tipi	CF	CARBOFIL
Filter Stage Filtre Kademesi	7	7
Filter Frame Filtre Çerçevesi	P	Plastic Plastik
Filter Flange Type Filtre Flanş Tipi	4	Single Flange Tek Flanşlı
Filter Media Type Filtre Malzeme Tipi	C	Carbon Karbon
Filter Media Grammage Filtre Malzeme Gramajı	400	400 gr/m ²
Filter Media Area Filtre Alanı	F09	9 m ²
Filter Gasket Type Filtre Conta Tipi	X	Without Gasket Contasız
Filter Gasket Direction Filtre Conta Yönü	X	No Yok
Filter Size Filtre Ölçüsü		592-592-292

TECHNICAL SPECIFICATIONS TEKNİK ÖZELLİKLER

Filter Stage Filtre Kademesi	7
Max.Working Temperature Max.Çalışma Sıcaklığı	50 °C
Relative Humidity Bağıl Nem	50%
Final Pressure Drop Son Basınç Düşümü	450 Pa.
Filter Stage Filtre Kademesi	II - III

Filter Code	Size W x L x D	Filter Stage	Filter Depth mm	Filter Area m ²	Air Flow m ³ /h	In.Pressure D. Pa.	Weight kg
CF7P4C400F050XX	0287-0592-292	7	292	5,00	1500	70	3,50
CF7P4C400F070XX	0490-0592-292	7	292	7,00	2800	70	4,50
CF7P4C400F090XX	0592-0592-292	7	292	9,00	3000	70	6,00

CARBOCELL

Pleated Odor Absorbents Activated Carbon Filters
 Pileli Koku Emici Aktif Karbon Filtreler



CF7PTC400F06XX-592-592-130

UYGULAMALAR

- Carbofil / Carbozell, gaz kirliliği ve kokularını absorbe eder
- Eysel ve teknik uygulamalarda arz ve egzoz havası için kurulabilir
- Basit bir modüler yapı sistemi sayesinde, temel çerçeveleri birlikte
- Vidalayarak büyük filtreleme üniteleri kurabilir
- Gazlı kontaminasyon, farklı türden emdirilmiş karbon ile çeşitli filtreleme katmanları yoluyla emilebilir
- Yüksek hava akışı ve gaz adsorpsiyon kapasitesi ile ;
- Havaalanı, ticari binalar, hastaneler, oteller, imalat işletmeleri
- Resturantlar, Alışveriş Merkezleri vb.

AVANTAJLARI

- Yüksek filtreleme yüzeyi düşük basınç düşüşü sağlar
- Birçok kokuya ekonomik çözüm
- Tek kullanımlık
- Kolay kurulum
- Koku giderme ve korozyon kontrolü
- Sağlam yapı, kolay sökülüp takılmasını sağlar
- Gaz adsorpsiyon ve kimyasal absorpsiyon çeşitleri mevcuttur

FILTER CODE STRUCTURE FİLTRE KOD YAPISI

Filter Type Filtre Tipi	CF	CARBOCELL
Filter Stage Filtre Kademesi	7	7
Filter Frame Filtre Çerçevesi	P	Plastic Plastik
Filter Flange Type Filtre Flanş Tipi	T	Single Flange Tek Flanşlı
Filter Media Type Filtre Malzeme Tipi	C	Carbon Karbon
Filter Media Grammage Filtre Malzeme Gramajı	400	400 gr/m ²
Filter Media Area Filtre Alanı	F06	6 m ²
Filter Gasket Type Filtre Conta Tipi	X	Without Gasket Contasız
Filter Gasket Direction Filtre Conta Yönü	X	No Yok
Filter Size Filtre Ölçüsü		592-592-130

TECHNICAL SPECIFICATIONS TEKNİK ÖZELLİKLER

Filter Stage Filtre Kademesi	7
Max.Working Temperature Max.Çalışma Sıcaklığı	50 °C
Relative Humidity Bağıl Nem	50%
Final Pressure Drop Son Basınç Düşümü	450 Pa.
Filter Stage Filtre Kademesi	II - III

Filter Code	Size W x L x D	Filter Stage	Filter Depth mm	Filter Area m ²	Air Flow m ³ /h	In.Pressure D. Pa.	Weight kg
CF7PTC400F030XX	0287-0592-130	7	130	3,00	1500	110	3,00
CF7PTC400F050XX	0490-0592-130	7	130	5,00	2800	110	4,00
CF7PTC400F060XX	0592-0592-130	7	130	6,00	3000	110	5,00

CARBOPAN-GCZ

Pleated Odor Absorbents Activated Carbon Filters
 Pileli Koku Emici Aktif Karbon Filtreler



PF4GC10Z2-0592-0592-048

APPLICATIONS

- **CARBOPAN** serves to absorb gaseous pollution and odours
- It may be installed for supply and exhaust
- Air domestic and technical applications
- Due to a simple modular construction system one can easily build large filtration units by screwing base frames together
- If needed, gaseous contamination can be absorbed through diverse filtering
- layers with different kinds of impregnated carbon
G4 preliminary filtration is necessary to protect the activated carbon

ADVANTAGES

- Re-Filable cartridges with new activated carbon
- Very high mechanical efficiency
- Exchangeable cartridges can be regenerated
- Robust construction allows easy mounting and removal
- Lower pressure drop according to its high performance
- Available in gas adsorption and chemisorption

FILTER CODE STRUCTURE FİLTRE KOD YAPISI

Filter Type Filtre Tipi	PF	CARBOPAN-GCZ
Filter Class EN 779-2012 Filtre Sınıfı EN 779-2012	4	G4
Filter Frame Filtre Çerçevesi	G	Galvanized Galvaniz
Filter Media Type Filtre Malzeme Tipi	C	Synthetic Carbon Sentetik Karbon
Filter Media Thickness Malzemesi Kalınlığı	10	Media Code Malzeme Kodu
Filter Media Type Filtre Malzeme Tipi	Z	Pleated Pileli
Filter Face Guard Filtre Yüzey Koruması	2	Double Side Mesh Çift Taraf Telli
Filter Size Filtre Ölçüsü		0592-0592-048


TECHNICAL SPECIFICATIONS TEKNİK ÖZELLİKLER

Filter Class Filtre Sınıfı	EN 779-2012 G4
Av. Efficiency Ort. Verimlilik	90 ≤Am
Max.Working Temperature Max.Çalışma Sıcaklığı	50 °C
Relative Humidity Bağıl Nem	50%
Final Pressure Drop Son Basınç Düşümü	250 Pa.
Filter Stage Filtre Kademesi	II - III

Filter Code	Size W x L x D	Filter Class EN 779-2012	Filter Depth mm	Filter Area m ²	Air Flow m ³ /h	In.Pressure D. Pa.	Weight kg
PF4GC10Z2	0287-0592-048	G4	48	0,30	1000	80	1,00
PF4GC10Z2	0490-0592-048	G4	48	0,50	1700	80	1,80
PF4GC10Z2	0592-0592-048	G4	48	0,60	2000	80	2,00

CARBOPAN-GCO

Filled Odor Absorbents Activated Carbon Filters
Dolum Koku Emici Aktif Karbon Filtreler



CPG48CO-0592-0592

FILTER CODE STRUCTURE FİLTRE KOD YAPISI

Filter Type Filtre Tipi	CP	CARBOPAN-GCO
Filter Frame Filtre Çerçevesi	G	Galvanized Galvaniz
Filter Frame Thickness Filtre Çerçeve Kalınlığı	48	mm
Filter Media Type Filtre Malzeme Tipi	C	Carbon Karbon
Filter Media Type Filtre Malzeme Tipi	O	Organic Organik
Filter Size Filtre Ölçüsü		592-592-048

UYGULAMALAR

- **CARBOPAN** gaz kirliliği ve kokularını emmeye yarar
- Besleme ve boşaltma için kurulabilir
- Hava içi ve teknik uygulamalar
- Basit bir modüler yapı sistemi nedeniyle temel çerçeveleri birbirine vidalayarak büyük filtreleme ünitelerini kolaylıkla kurabilirsiniz
- Gerekirse, gazlı kontaminasyon çeşitli filtreleme yoluyla absorbe edilebilir
- Farklı türde karbon emdirilmiş G4 içeren katmanlar
- Aktif karbonu korumak için ön filtrasyon gereklidir

AVANTAJLARI

- Yeni aktif karbon içeren yeniden doldurulabilir kartuşlar
- Çok yüksek mekanik verimlilik
- Değiştirilebilir kartuşlar yenilenebilir
- Sağlam yapı, kolay sökülüp takılmasını sağlar
- Yüksek performansına göre daha düşük basınç düşüşü mevcut
- Gaz absorpsiyonu ve kimyasal absorpsiyonda uygunluk

TECHNICAL SPECIFICATIONS TEKNİK ÖZELLİKLER

Max.Working Temperature Max.Çalışma Sıcaklığı	50 ° C
Relative Humidity Bağıl Nem	50%
Final Pressure Drop Son Basınç Düşümü	250 Pa.
Filter Stage Filtre Kademesi	II - III

Filter Code	Size W x L x D	Air Flow m³/h	In.Pressure D. Pa.	Weight kg
CPG48CO	0287-0592-048	175	150	3,50
CPG48CO	0490-0592-048	280	150	4,50
CPG48CO	0592-0592-048	350	150	6,00

CARTRIDGES MOUNTING FRAME

Activated Carbon Filters with Filled Cylindrical Cartridges
 Silindirik Kartuş Dolum Aktif Karbon Filtreler



CPF-FCO-0592-0592-048

FILTER CODE STRUCTURE FİLTRE KOD YAPISI

Filter Type Filtre Tipi	CC	PLT
Filter Frame Filtre Çerçevesi	G	Galvanized Galvaniz
Cylinder Diameter Silindir Çapı	140	140 mm
Frame Hole Number Çerçeve Delik Sayısı	H16	16 pieces 16 adet
Filter Size Filtre Ölçüsü		610-610

Filter Code	Size W x L x D	Hole Number	Weight kg
CCG140H08	0305-0610	8	4,00
CCG140H12	0507-0610	12	6,00
CCG140H16	0610-0610	16	7,00

CARTRIDGE



CCG140CO400

FILTER CODE STRUCTURE FİLTRE KOD YAPISI

Filter Type Filtre Tipi	CC	CARTRIDGE
Filter Frame Filtre Çerçevesi	G	Galvanized Galvaniz
Cylinder Diameter Silindir Çapı	140	140 mm
Filter Media Type Filtre Malzeme Tipi	H16	Carbon Organic Karbon Organik
Cartridge Length Kartuş Uzunluğu		400 mm

Filter Code	Size W x L x D	Air Flow m³/h	In.Pressure D. Pa.	Weight kg
CCG140CO400	140-400	215	200	3,25
CCG145CO450	145-450	215	200	3,25
CCG160CO400	160-400	380	280	4,60

Filter Code	Size W x L x D	Filter Depth mm	Cartridge Number	Air Flow m³/h	In.Pressure D. Pa.	Weight kg
CCG140COH08	0305-0610-400	400	8	1700	200	26,00
CCG140COH12	0507-0610-400	400	12	2500	200	38,00
CCG140COH16	0610-0610-400	400	16	3400	200	50,00

CARBOBOX

Activated Carbon Filters with Filled Cylindrical Cartridges
 Silindirik Kartuş Dolum Aktif Karbon Filtreler



CBGCO6V-0610-0610-292

FILTER CODE STRUCTURE FİLTRE KOD YAPISI

Filter Type Filtre Tipi	CB	CARBOBOX
Filter Frame Filtre Çerçevesi	G	Galvanized Galvaniz
Filter Media Type Filtre Malzeme Tipi	CO	Organic Carbon Organik Karbon
Filter Rigid Pocket Pieces Filtre Rijit Cep Sayısı	6V	6 Rigid Pocket 6 Rijit Cep
Filter Size Filtre Ölçüsü		610-610-292

Filter Code	Width mm	Height mm	Depth mm	Air Flow m³/h	Initial Pressure Drop. Pa	Bed Thickness	Number of Absorber Panel	Weight of Carbon kg
CBGCO3V	305	610	292	1700	250	25	6	28
CBGCO6V	610	610	292	3400	250	25	12	48

CARBOTOX



CTPCO4V-0592-0592-292

FILTER CODE STRUCTURE FİLTRE KOD YAPISI

Filter Type Filtre Tipi	CT	CARBOTOX
Filter Frame Filtre Çerçevesi	P	Plastic Plastik
Filter Media Type Filtre Malzeme Tipi	CO	Organic Carbon Organik Karbon
Filter Rigid Pocket Pieces Filtre Rijit Cep Sayısı	4V	4 Rigid Pocket 4 Rijit Cep
Filter Size Filtre Ölçüsü		592-592-292

Filter Code	Width mm	Height mm	Depth mm	Air Flow m³/h	Initial Pressure Drop. Pa	Bed Thickness	Number of Absorber Panel	Weight of Carbon kg
CTPCO2V	287	592	292	1270	250	25	8	14
CTPCO4V	490	592	292	2000	250	25	8	23
CTPCO4V	592	592	292	2250	250	25	8	28

INDUSTRIAL FILTERS ENDÜSTRİYEL FİLTRELER



AIR FILTRATION
& AIR QUALITY



CARTRIDGE PULS

Silindirik Kartuş Filtreler
 Cylindrical Cartridge Filters



KS50FCTPO-0324-0215-660

APPLICATIONS

For dedusting in the sand-blasting and powder-coating areas, in the chemical, wood and metalworking sector as well as for adsorption of welding smoke.

ADVANTAGES

- High filtering surface on small space
- Excellent quality
- Best ratio price to filter area
- Longer filter life

UYGULAMALAR

Kum püskürtmelerinde, toz boya alanlarında, kimya evlerinde, ahşap ve metal işleme sektörlerinde kaynaklanan dumanın yüzeyde tutulması amaçlanır.

AVANTAJLARI

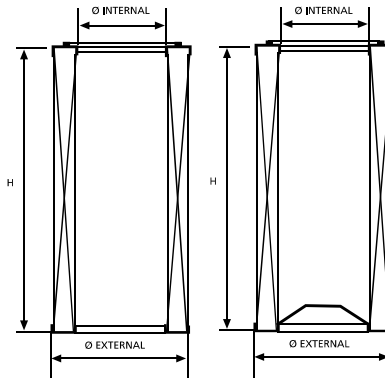
- Küçük alanlarda yüksek filtreleme
- Mükemmel kalite
- Filtreleme alanına göre uygun fiyat
- Uzun filtre ömrü

FILTER CODE STRUCTURE FİLTRE KOD YAPISI

Filter Type Filtre Tipi	KS CARTRIDGE PULS	
Filter Panel Depth Filtre Panel Derinliği	50	50 mm
Filter Flange Type Filtre Flanş Tipi	F	Single Flange Tek Flanşlı Tip
Filter Bottom Cover Filtre Alt Kapak	C	Closed Kapalı
Filter Surface Grid Filtre Yüzey Teli	T	Face Grid Air Inlet Yüzey Teli Hava Girişte
Filter Media Filtre Malzemesi	PO	Polyester Polyester
Filter Size Filtre Ölçüsü	0324-0215-660	

TECHNICAL SPECIFICATIONS TEKNİK ÖZELLİKLER

Max.Working Temperature Max.Çalışma Sıcaklığı	80 °C
Relative Humidity Bağıl Nem	70%
Filter Stage Filtre Kademesi	II - III



Optional Filter Media

Opsiyonel Filtre Malzemesi

- PO Polyester
- LU Cellulose
- UP Cellulose + Polyester
- PA Polyester+ Antistatic
- PT PTFE Membran Polyester


Filter Code	Size W x L x D	H mm	OD Ø	ID Ø	Filtering Surface
KS50FCTPO	0324-0215-600	600	324	215	6
KS50FCTPO	0324-0215-600	600	324	215	10
KS50FCTP	0324-0215-660	660	324	215	7
KS50FCTPO	0324-0215-660	660	324	215	12
KS50FCTPO	0324-0215-985	985	324	215	10
KS50FCTPO	0324-0215-985	985	324	215	16
KS50FCTPO	0324-0215-1205	1205	324	215	12
KS50FCTPO	0324-0215-1205	1205	324	215	20

EQUIPMENTS AND ACCESSORIES

EKİPMAN VE AKSESUARLAR



AIR FILTRATION
& AIR QUALITY



FILMOD

Filter Housing Frame for Pre and Fine Filters Ön ve Hassas Filtre Montaj Çerçeveleri



FMG120P072-0610-0610-072

FILTER CODE STRUCTURE FİLTRE KOD YAPISI

Equipment Type Ekipman Tipi	FM	FILMOD
Metal Type Metal Tipi	G	Galvanized Galvaniz
Metal Quality Metal Kalitesi	120	1.2 mm
Gasket Type Gasket Type	P	Polyurethane Poliüretan
Case Depth Kasa Derinliği	72	72 mm
Case Size Kasa Ölçüsü	0610-0610-072	

APPLICATIONS

- Filter mounting frames are to seal all types of pocket filters, compact filters, and all other framed filters
- In air handling units
- In the construction of filter cells and filter walls
- In the construction of additional filter units
- It provides fast and economical solution
- The filter can be easily and safely mounted by inserting it the frame
- Sealing is achieved by means of 4 clamp clips
- Filtration walls of arbitrary sizes can be built thanks to the self-supporting
- Stable construction of the frames
- Filter mounting frames are made of galvanized steel and stainless steel
- Other dimensional versions available upon request

UYGULAMALAR

- Filtre montaj çerçeveleri her türlü cep filtreler, kompakt filtre ve diğer tüm çerçeveli filtrelerin sızdırmaz halde sabitlenmesi için kullanılır
- Klima santrallerinde
- Filtre hücreleri ve filtre duvarları yapımında
- İlave filtre ünitelerin yapımında
- Hızlı ve ekonomik çözüm sağlar
- Filtre kolaylıkla ve güvenli bir şekilde çerçeveye yerleştirilerek monte edilebilir
- 4 sıkıştırma klipsi vasıtasıyla sızdırmazlık sağlanır
- İsteğe bağlı boyutlarda filtreleme duvarları, kendinden destekli
- Stabil çerçeve yapıları sayesinde oluşturulabilir
- Filtre montaj çerçeveleri galvanizli çelikten ve paslanmaz çelikten imal edilmiştir
- Müşteri isteği üzerine boyutsal diğer versiyonlar mevcuttur

Filter Code	Material Type	Mounting Frame Size mm	W x L x D	Filter Frame Size mm	W x L x D	Weight (kg)
FMG120P072	Galvanized	0305-0305-072		0287-0287-025 / 048		1,30
FMG120P072	Galvanized	0305-0610-072		0287-0592-025 / 048		1,80
FMG120P072	Galvanized	0508-0610-072		0490-0592-025 / 048		2,40
FMG120P072	Galvanized	0610-0610-072		0592-0592-025 / 048		2,50

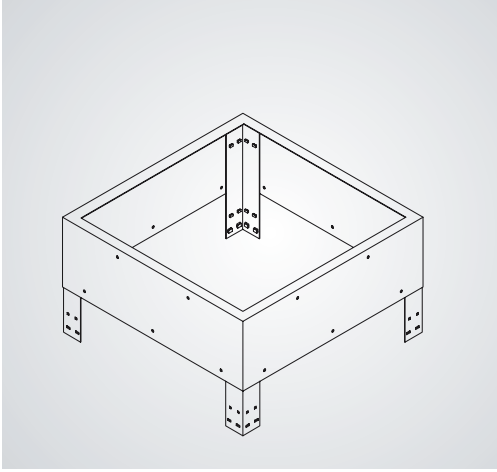
Filter Code	Material Type	Mounting Frame Size mm	W x L x D	Filter Frame Size mm	W x L x D	Weight (kg)
FMG120P100	Galvanized	0305-0305-100		0287-0287-025 / 048		1,55
FMG120P100	Galvanized	0305-0610-100		0287-0592-025 / 048		2,30
FMG120P100	Galvanized	0508-0610-100		0490-0592-025 / 048		2,80
FMG120P100	Galvanized	0610-0610-100		0592-0592-025 / 048		3,00

Filter Code	Material Type	Mounting Frame Size mm	W x L x D	Filter Frame Size mm	W x L x D	Weight (kg)
FMG120P120	Galvanized	0305-0305-120		0287-0287-025 / 048 / 096		1,70
FMG120P120	Galvanized	0305-0610-120		0287-0592-025 / 048 / 096		2,50
FMG120P120	Galvanized	0508-0610-120		0490-0592-025 / 048 / 096		3,00
FMG120P120	Galvanized	0610-0610-120		0592-0592-025 / 048 / 096		3,25

* All frames can be produce by 304 stainless steel. / Tüm çerçeveler 304 kalite paslanmaz çelikten üretilmiştir.

FILMOD

Filter Housing Frame for Pre and Fine Filters
 Ön ve Hassas Filtre Montaj Çerçeveleri



FMT304P292-0635-0635-0292

FILTER CODE STRUCTURE FİLTRE KOD YAPISI

Equipment Type Ekipman Tipi	FM	FILMOD
Metal Type Metal Tipi	T	Stainless Steel Paslanmaz
Metal Quality Metal Kalitesi	304	304 Stainless Steel 304 Paslanmaz çelik
Gasket Type Gasket Type	P	Polyurethane Poliüretan
Case Depth Kasa Derinliği	292	292 mm
Case Size Kasa Ölçüsü	0635-0635-0292	

FEATURES

- Materials Galvanized, Stainless steel
- Available frame width is 292 mm
- EPDM and Polyurethane Gasket

APPLICATIONS

- Pocket filters, compact filters, and all other framed filters
- In air handling units
- In the construction of filter cells and filter walls
- In the construction of additional filter units
- It provides fast and economical solution
- The filter can be easily and safely mounted by inserting it the frame
- Sealing is achieved by means of 4 clamp clips
- Filtration walls of arbitrary sizes can be built thanks to the self-supporting
- Stable construction of the frames
- Filter mounting frames are made of GALVANIZED STEEL and STAINLESS STEEL
- Other dimensional versions available upon request

ÖZELLİKLER

- Malzemeler Galvaniz, Paslanmaz metaller
- Üretilen çerçeve genişliği 292 mm
- Conta EPDM ve Poliüretan

UYGULAMALAR

- Diğer tüm çerçeveli filtrelerin sızdırmaz halde sabitlenmesi için kullanılır
- Klima santrallerinde
- Filtre hücreleri ve filtre duvarları yapımında
- İlave filtre ünitelerinin yapımında
- Hızlı ve ekonomik çözüm sağlar
- Filtre kolaylıkla ve güvenli bir şekilde çerçeveye yerleştirilerek monte edilebilir
- 4 sıkıştırma klipsi vasıtasıyla sızdırmazlık sağlanır
- İsteğe bağlı boyutlarda filtreleme duvarları, kendinden destekli
- Stabil çerçeve yapısı sayesinde oluşturulabilir
- Filtre montaj çerçeveleri galvanizli çelikten ve paslanmaz çelikten imal edilmiştir
- Müşteri isteği üzerine boyutsal diğer versiyonlar mevcuttur

Filter Code	Material Type	Mounting Frame Size mm	W x L x D	Filter Frame Size mm	W x L x D	Weight (kg)
FMT304P292	Stainless Steel	0325-0325-292		0305-0305-292		7,00
FMT304P292	Stainless Steel	0325-0635-292		0305-0610-292		9,50
FMT304P292	Stainless Steel	0515-0635-292		0490-0610-292		11,00
FMT304P292	Stainless Steel	0635-0635-292		0610-0610-292		12,00

Filter Code	Material Type	Mounting Frame Size mm	W x L x D	Filter Frame Size mm	W x L x D	Weight (kg)
FMG120P292	Galvanized Steel	0325-0325-292		0305-0305-292		7,00
FMG120P292	Galvanized Steel	0325-0635-292		0305-0610-292		9,50
FMG120P292	Galvanized Steel	0515-0635-292		0490-0610-292		11,00
FMG120P292	Galvanized Steel	0635-0635-292		0610-0610-292		12,00

HEPABOX

Hepa Filters Box
Hepa Filtre Kutusu



HBPY250SDH-0640-0640-0430

FILTER CODE STRUCTURE FİLTRE KOD YAPISI

Equipment Type Ekipman Tipi	HB	HEPABOX
Metal Type Metal Tipi	P	Electrostatic Painted Metal Elektrostatik Boyalı Metal
Connection Side Hava Giriş Yönü	Y	Side Entrance Yandan Girişli
Air Chimney Hava Bacası	T	Single Tek
Chimney Diameter Baca Çapı	250	250 mm
Air Distributor Type Hava Dağıtıcı Tipi	SD	Swirl Diffuser Swirl Difüzör
Absolute Filter Hepa Filtre	H	Yes Evet
Case Size Kasa Ölçüsü		0640-0640-0400

APPLICATIONS

- Hepa terminal filter boxes are air outlets with built-in particulate filters provides for filtration and distribution of air. Separation of germs, viruses and dust particles takes place right before the air entry into the room immediately after the air distribution element. Thus risks and disadvantages of central filtration system such as cross contamination through ventilation ducts are eliminated.

Ceiling hoods are used in ;

- Pharmaceutical, Hospital, Laboratories, Electronics, Food processing industries requiring a very high degree of clean air
- They are designed for use in laminar flow clean rooms
- The hoods are typically installed in on inverted T-bar grid suspended from the ceiling
- When unit reaches its maximum recommended resistance, hepa filter is discarded

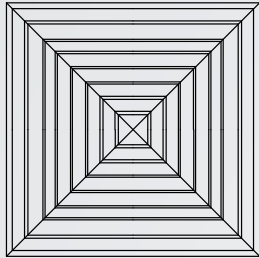
UYGULAMALAR

- Hepa terminal filtre kutuları içine yerleştirilen partikül filtreli hava çıkışlarıdır
- Hava filtreleme ve dağıtımını sağlar.
- Hava girişinden hemen önce mikropların, kirlerin ve toz partiküllerinin ayrılması gerçekleşir. Hava, dağıtım elemanından hemen sonra odaya girer
- Böylece merkezi filtreleme sisteminin havalandırma kanalları içerisindeki çapraz buluşma gibi riskleri ve dezavantajları ortadan kalkar
- Tavan davlumbazları; ilaç, Hastane, Laboratuvarlar, Elektronik, Gıda işleme çok yüksek temiz havayı gerektiren endüstriler
- Laminer akışlı temiz odalarda kullanılmak üzere tasarlanmıştır.
- Davlumbazlar tipik olarak tavandan asılı T-çubuk ızgara üzerine monte edilir
- Ünite azami önerilen direncine ulaştığında, hepa filtre atılır

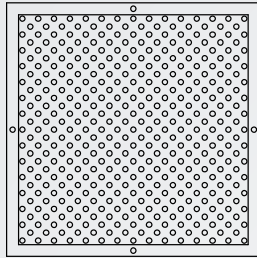
HEPABOX

Hepa Filters Box

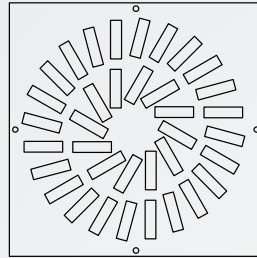
Hepa Filtre Kutusu




AN



AD



SD



Filter Code	Material Type	Hepa Box Size mm W x L x D	Filter Size mm W x L x D	Weight kg
HBPYT150SDH-0335-0335-335	Electrostatic Painted Metal	0335-0335-335	0305-0305-069 / 078	9.00
HBPYT200SDH-0335-0640-380	Electrostatic Painted Metal	0335-0640-380	0305-0610-069 / 078	13.50
HBPYT200SDH-0485-0485-380	Electrostatic Painted Metal	0485-0485-380	0457-0457-069 / 078	14.00
HBPYT250SDH-0640-0640-430	Electrostatic Painted Metal	0640-0640-430	0610-0610-069 / 078	20.00

Filter Code	Material Type	Hepa Box Size mm W x L x D	Filter Size mm W x L x D	Weight kg
HBPYT150SDH-0335-0335-400	Electrostatic Painted Metal	0335-0335-400	0305-0305-110 / 150	10.00
HBPYT200SDH-0335-0640-450	Electrostatic Painted Metal	0335-0640-450	0305-0610-110 / 150	15.00
HBPYT200SDH-0485-0485-450	Electrostatic Painted Metal	0485-0485-450	0457-0457-110 / 150	15.50
HBPYT250SDH-0640-0640-500	Electrostatic Painted Metal	0640-0640-500	0610-0610-110 / 150	22.00

Filter Code	Material Type	Hepa Box Size mm W x L x D	Filter Size mm W x L x D	Weight kg
HBPYT150SDH-0335-0335-550	Electrostatic Painted Metal	0335-0335-550	0305-0305-292	11.00
HBPYT200SDH-0335-0640-600	Electrostatic Painted Metal	0335-0640-600	0305-0610-292	16.00
HBPYT200SDH-0485-0485-600	Electrostatic Painted Metal	0485-0485-600	0457-0457-292	16.50
HBPYT250SDH-0640-0640-650	Electrostatic Painted Metal	0640-0640-650	0610-0610-292	23.00

LAMINAR FLOW

Laminar Flow Ceiling Systems
 Laminer Akış Tavan Sistemleri



LF14HG-T304-1800-2400-450

FILTER CODE STRUCTURE FİLTRE KOD YAPISI

Equipment Type Ekipman Tipi	LF	LAMINAR FLOW
Filter Classs Filtre Sınıfı	14	H14
Filter Type Filtre Tipi	HG	Hepa Gel Hepa Jel
Metal Type Metal Tipi	T	Stainless Steel 304 304 Kalite Paslanmaz
Case Size Kasa Ölçüsü		1800-2400-450

APPLICATIONS

Laminar flow units are designed for surgery rooms, medicine industries, chemistry industries, food production and similar areas. Clean rooms are an environment, typically used in manufacturing, including of pharmaceutical products or scientific research, as well as aerospace semiconductor engineering applications with a low level of environmental pollutants such as dust, airborne microbes, aerosol particles, and chemical vapors. Surgery rooms in hospitals, intensive care units, sterilization rooms, IVF units, genetic laboratories and medical laboratories are classified as clean rooms. Laminar flow units provide laminar flows and this keeps the pressure constant and the room's air clean.

- They are made of 304 stainless steel.
- High performance H13 AND H14 HEPA filters are used.

UYGULAMALAR

Laminar flow üniteleri, ameliyathaneler, ilaç endüstrisi, kimya endüstrisi, gıda üretimi, vb alanlarda kullanılmak üzere dizayn edilmişlerdir. Temiz oda; partikül ve mikroorganizma sayısının, sıcaklığın, nem oranının, taze hava miktarının, ortam hava basıncının, hava hareketlerinin ve buna benzer parametrelerin kontrol altında tutulduğu kapalı ortamlardır. Hastanelerde bulunan ameliyathaneler, yoğun bakım üniteleri, sterilasyon, IVF üniteleri, genetik laboratuvarlar, tıbbi laboratuvarlar, vb. alanlar temiz oda olarak sınıflandırılırlar. Laminar flow üniteleri bu ortamlarda laminar akış sağlayarak ortamı temiz tutmaya ve ortamdaki basıncın sabit kalmasına olanak tanırırlar.

- 304 kalite paslanmaz çelikten üretilir.
- Yüksek performansı H13 ve H14 HEPA filtre kullanılır.

Code	Dimensions (mm)			Air Flow Rate (m ³ /h) @0,23 m/s
	W	L	H	
LF14HG-T304	1200	2400	450	2400
LF14HG-T304	1400	2400	450	2800
LF14HG-T304	1600	2400	450	3200
LF14HG-T304	1800	2400	450	3600
LF14HG-T304	2000	2400	450	4000
LF14HG-T304	2200	2400	450	4400
LF14HG-T304	2400	2400	450	4800
LF14HG-T304	2400	3000	450	6000
LF14HG-T304	2800	3000	450	7000
LF14HG-T304	3000	3000	450	7500



AIRTECHNIC
www.airtechnic.gr

Air-Conditioning & Ventilation Components & Systems

**AIR FILTRATION
& AIR QUALITY**



HEAD OFFICE

Akçaburgaz Mah. 319 Sk. No: 36
34522 Esenyurt, İstanbul - TÜRKİYE

T. +90.850 88 88 648

T. +90.212 886 6170

F. +90.212 886 9978

ALO MGT 444 4 648

ÇERKEZKÖY FACTORY

Çerkezköy OSB Gaziosmanpaşa Mah.
1. Cad. 18. Sk. No: 4
Çerkezköy, Tekirdağ - TÜRKİYE

info@mgt.com.tr

www.mgtfilter.com

www.mgt.com.tr